



US00D729112S

(12) **United States Design Patent**
Nolan

(10) **Patent No.:** **US D729,112 S**

(45) **Date of Patent:** **** *May 12, 2015**

(54) **FREE STANDING CLASP**

(71) Applicant: **Phyllis Carol Nolan**, Park Hill, OK (US)

(72) Inventor: **Phyllis Carol Nolan**, Park Hill, OK (US)

(*) Notice: This patent is subject to a terminal disclaimer.

(**) Term: **14 Years**

(21) Appl. No.: **29/495,924**

(22) Filed: **Jul. 7, 2014**

(51) **LOC (10) Cl.** **11-01**

(52) **U.S. Cl.**
USPC **D11/87**

(58) **Field of Classification Search**
CPC A44C 5/185
USPC D11/1-2, 7, 40-44, 46-49, 53, 56, 57,
D11/59-61, 63, 65, 79-83, 86-87, 89-90,
D11/91-92, 99, 101, 106, 114-116,
D11/200-201; 63/18-20

See application file for complete search history.

(56) **References Cited**

U.S. PATENT DOCUMENTS

1,794,333	A *	2/1931	Guyot	24/616
1,813,963	A *	7/1931	Schick	24/616
D168,816	S *	2/1953	Young	D11/87
D333,279	S *	2/1993	Fryklund	D11/43
D333,447	S *	2/1993	Butler, Jr.	D11/80
5,369,854	A *	12/1994	Stephens	24/587.11
D572,164	S *	7/2008	Rosato	D11/80
D574,745	S	8/2008	Nolan		
D574,746	S	8/2008	Nolan		
D591,192	S	4/2009	Nolan		
D599,694	S	9/2009	Nolan		
D599,695	S	9/2009	Nolan		
D600,586	S	9/2009	Nolan		
D601,917	S	10/2009	Nolan		
D618,130	S *	6/2010	Polonye	D11/80

D640,585	S	6/2011	Nolan		
D647,421	S	10/2011	Nolan		
D690,222	S *	9/2013	Circo	D11/87
D693,262	S	11/2013	Nolan		

OTHER PUBLICATIONS

U.S. Appl. No. 29/495,922; Free Standing Clasp; filed Jul. 7, 2014; Phyllis Carol Nolan; US.
U.S. Appl. No. 29/498,134; Free Standing Clasp; filed Jul. 31, 2014; Phyllis Carol Nolan; US.
U.S. Appl. No. 29/498,137; Free Standing Clasp; filed Jul. 31, 2014; Phyllis Carol Nolan; US.
U.S. Appl. No. 29/498,143; Free Standing Clasp; filed Jul. 31, 2014; Phyllis Carol Nolan; US.
U.S. Appl. No. 29/498,147; Free Standing Clasp; filed Jul. 31, 2014; Phyllis Carol Nolan; US.

* cited by examiner

Primary Examiner — Zenia Bennett

(74) *Attorney, Agent, or Firm* — Dennis D. Brown; Brown Patent Law, P.L.L.C.



(57) **CLAIM**

The ornamental design of a free standing clasp, as shown and described.

DESCRIPTION

FIG. 1 is a perspective view of a free standing clasp illustrating my new design.
FIG. 2 is a front elevational view thereof.
FIG. 3 is a rear elevational view thereof.
FIG. 4 is a right side elevational view thereof.
FIG. 5 is a left side elevational view thereof.
FIG. 6 is a top plan view thereof; and,
FIG. 7 is a bottom view thereof.
The broken lines shown in the drawings represent unclaimed portions of the design and form no part thereof.

1 Claim, 3 Drawing Sheets






FIG. 1




FIG. 2




FIG. 3

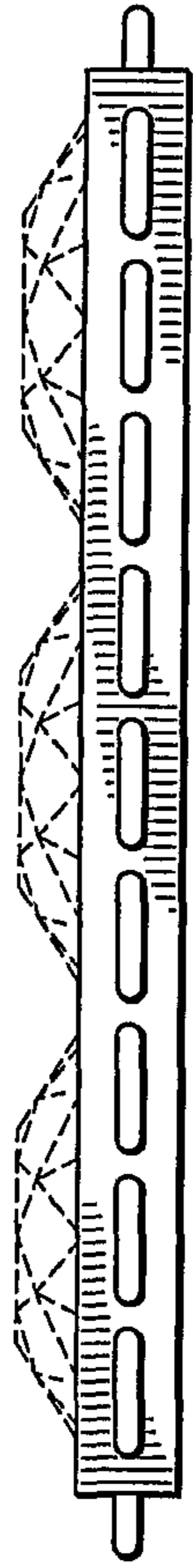


FIG. 4

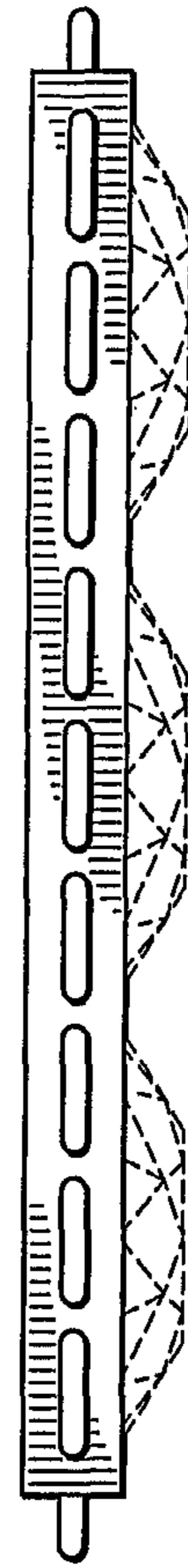


FIG. 5

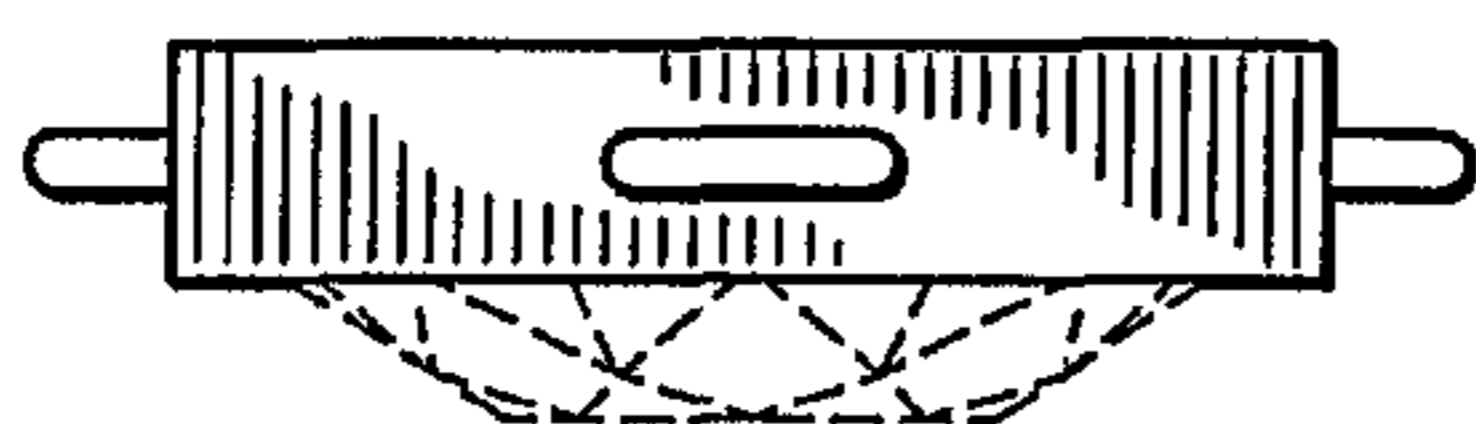


FIG. 6

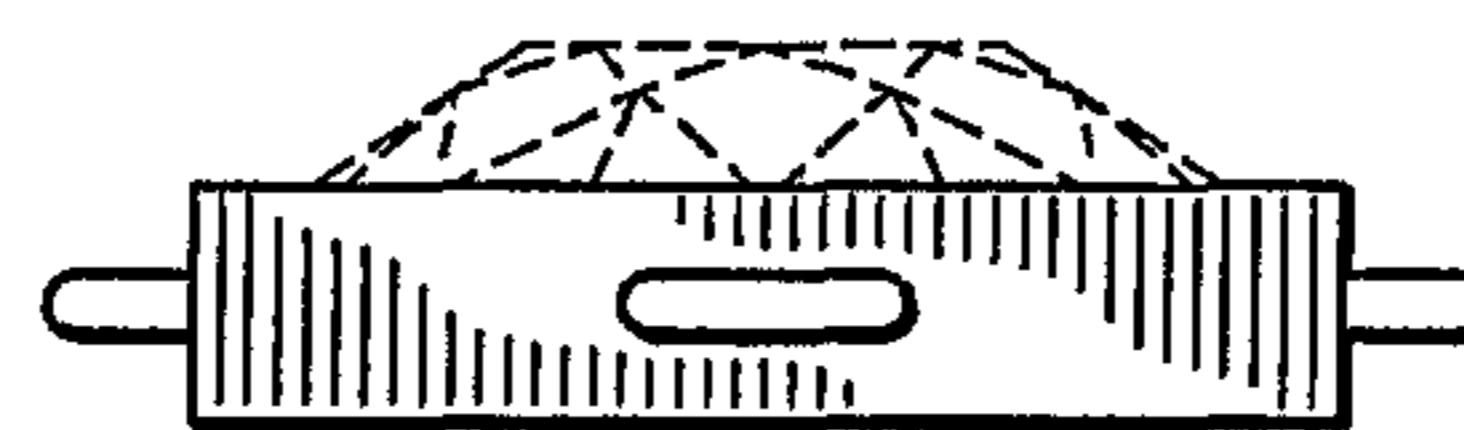


FIG. 7