



US00D729106S

(12) **United States Design Patent**
Shlakman

(10) **Patent No.:** **US D729,106 S**
(45) **Date of Patent:** **** May 12, 2015**

- (54) **JEWELRY MOUNTING HEAD**
- (71) Applicant: **Fabrikant-Tara International LLC**,
New York, NY (US)
- (72) Inventor: **Jeffrey Shlakman**, Redondo, CA (US)
- (73) Assignee: **Fabrikant-Tara International LLC**,
New York, NY (US)
- (**) Term: **14 Years**
- (21) Appl. No.: **29/460,780**
- (22) Filed: **Jul. 15, 2013**

6,804,977	B1	10/2004	Grabelle	
6,860,117	B2	3/2005	Turpanjian et al.	
D530,640	S	10/2006	Shah	
D542,171	S *	5/2007	Olson	D11/56
7,251,957	B2	8/2007	Solomon	
D592,943	S	5/2009	Kamangar et al.	
D603,288	S	11/2009	Grosser-Samuels	
D654,390	S	2/2012	Sivriere	
8,162,276	B2	4/2012	Fathi et al.	
D686,102	S *	7/2013	Shlakman	D11/26
2002/0189285	A1	12/2002	Frank	

(Continued)

OTHER PUBLICATIONS

[Online] <http://ringspotters.com/images/6a0120a95f308c970b0147e27dcb4b970b.jpg>. Retrieved Feb. 2, 2015.*

(Continued)

Related U.S. Application Data

- (63) Continuation-in-part of application No. 29/413,892, filed on Feb. 22, 2012, now Pat. No. Des. 686,102.
 - (51) **LOC (10) Cl.** **11-01**
 - (52) **U.S. Cl.**
USPC **D11/26; D11/56; D11/91**
 - (58) **Field of Classification Search**
USPC D11/1, 2, 26-39, 40-42, 56, 79-86, 91, D11/92; 63/1.11, 12, 13, 15, 15.1-15.4, 63/15.45, 15.5, 15.6, 15.65, 15.7, 26-28, 63/29.1, 29.2, 40
- See application file for complete search history.

Primary Examiner — Garth Rademaker
Assistant Examiner — Melanie Pellegrini
(74) *Attorney, Agent, or Firm* — Levisohn Berger LLP

(57) **CLAIM**

The ornamental design for a jewelry mounting head, as shown and described.

DESCRIPTION

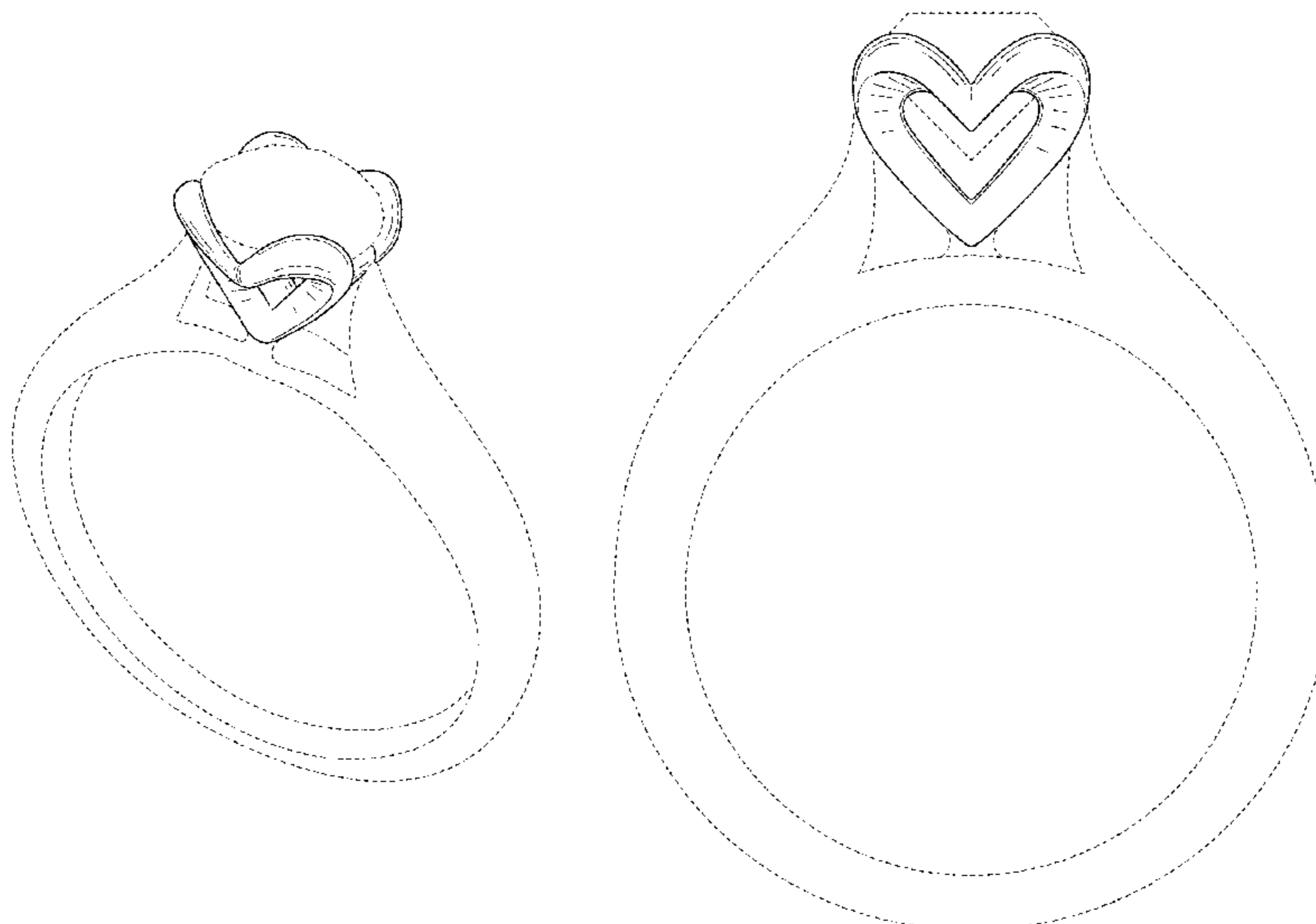
FIG. 1 is a front and right side perspective view of a jewelry mounting head showing my new design; FIG. 2 is a front elevational view thereof; FIG. 3 is a rear elevational view thereof; FIG. 4 is a right side elevational view thereof; FIG. 5 is a left side elevational view thereof; FIG. 6 is a top plan view thereof; FIG. 7 is a bottom plan view thereof; and FIG. 8 is an enlarged top perspective view thereof; and, FIG. 9 is an enlarged front view thereof. The broken lines shown in the drawings represent environment and form no part of the claimed design.

1 Claim, 9 Drawing Sheets

(56) **References Cited**

U.S. PATENT DOCUMENTS

D51,891	S	3/1918	Simmons	
D60,495	S	2/1922	Kreisler	
D63,993	S	2/1924	Brogan	
D119,860	S	4/1940	Karr	
D140,548	S *	3/1945	Klein	D11/26
D152,468	S	1/1949	Gaetner	
4,086,786	A	5/1978	Ritter	
D291,425	S *	8/1987	Webb	D11/83
D472,181	S	3/2003	Cohen	



(56)

References Cited

U.S. PATENT DOCUMENTS

2003/0188550 A1 10/2003 Oki et al.
2003/0221453 A1 12/2003 Turpanjian et al.
2007/0214832 A1 9/2007 Fogel

OTHER PUBLICATIONS

[Online] http://www.brides.com/images/2013_bridescom/Editorial/Images/01/heart-shaped-engagement-rings/Main/11-heart-shaped-engagement-rings-a-jaffe.jpg. Retrieved Feb. 2, 2015.*

[Online] http://cdn.shopify.com/s/files/1/0275/8741/products/Custom_Made_Delicate_Solitaire_Engagement_Ring_in_Yellow_Gold_and_GIA_certified_Round_Cut_Diamond_in_our_trade-marked_Heart_setting._Bashert_Jewelry_Boca_Raton_Florida_Up_grande.jpg?v=1403923729. Retrieved Feb. 2, 2015.*

[Online] <http://d1xejl9xcsndu9.cloudfront.net/wp-content/uploads/2014/03/heart-shaped-set-ring-chopard-636x431.jpg>. Retrieved Feb. 2, 2016.*

[Online] <http://monicatsao.com/wp-content/uploads/2009/11/heart-prong-side-300x300.jpg>. Accessed Feb. 21, 2013.

[Online] http://www.pricerscope.com/idealbb/files/nice_sides.jpg. Accessed Feb. 21, 2013.

* cited by examiner



FIG. 1




FIG. 2




FIG. 3




FIG. 4




FIG. 5

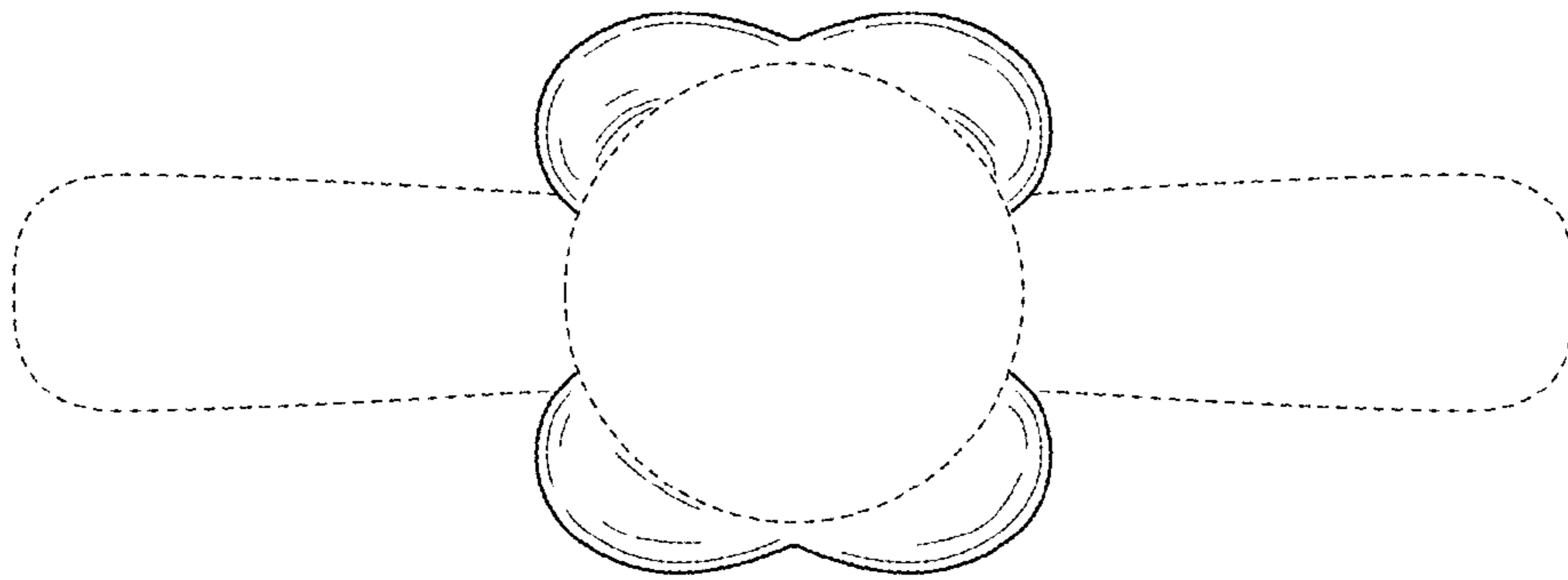


FIG. 6

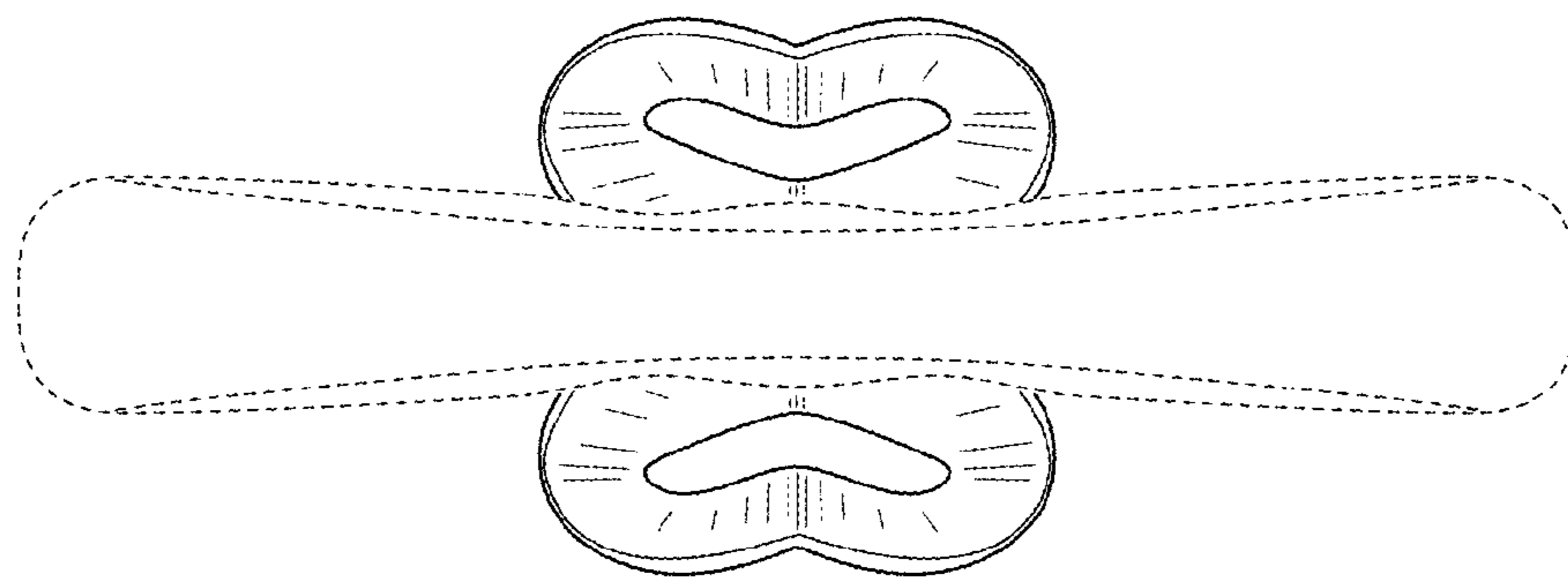


FIG. 7




FIG. 8




FIG. 9