



US00D729104S

(12) **United States Design Patent**
Kwon

(10) **Patent No.:** **US D729,104 S**
(45) **Date of Patent:** **** May 12, 2015**

(54) **NECKLACE**

(71) Applicant: **Harry Winston SA**, Plan-les-Ouates (CH)

(72) Inventor: **Chaeree Kwon**, New York, NY (US)

(73) Assignee: **Harry Winston SA**, Plan-les-Ouates (CH)

(**) Term: **14 Years**

(21) Appl. No.: **29/501,461**

(22) Filed: **Sep. 4, 2014**

(30) **Foreign Application Priority Data**

Mar. 5, 2014 (WO) DM/083 060

(51) **LOC (10) Cl.** **11-01**

(52) **U.S. Cl.**
USPC **D11/7**

(58) **Field of Classification Search**
USPC D11/1, 2, 40-48, 79, 80, 81, 86, 87, 88,
D11/91, 92, 96, 84, 63, 67; 63/12, 13, 1.11,
63/1.16, 26, 27, 28, 29.1, 29.2, 35, 40, 3,
63/3.1, 3.2, 4, 21, 23

See application file for complete search history.

(56) **References Cited**

U.S. PATENT DOCUMENTS

973,041	A	*	10/1910	Hesselbarth	40/1.6
D48,864	S	*	4/1916	Houston et al.	D11/95
D143,214	S	*	12/1945	Katz	D11/67
D148,855	S	*	3/1948	Glass	D11/45
D157,167	S	*	2/1950	Katz	D11/40
D241,065	S	*	8/1976	Roberts	D11/79
D322,043	S	*	12/1991	Chia et al.	D11/93
D622,173	S	*	8/2010	Blad et al.	D11/76
D635,482	S	*	4/2011	Lagnese	D11/60

OTHER PUBLICATIONS

[Online] <http://www.harrywinston.com/store/jewels/loop-collection/products/diamond-loop-by-harry-winston-full-motif-diamond-pendant>. Retrieved Jan. 5, 2015.*

[Online]<http://www.harrywinston.com/store/jewels/loop-collection/products/diamond-loop-by-harry-winston-full-motif-diamond-earrings>. Retrieved Jan. 5, 2015.*

[Online] <http://ak1.ostkcdn.com/images/products/5838887/74/526/Glitzy-Rocks-Silver-Multi-gemstone-and-Diamond-Cross-Necklace-P13552931.jpg>. Retrieved Jan. 5, 2015.*

U.S. Appl. No. 29/501,458 for PENDANT filed Sep. 4, 2014, inventor Chaeree Kwon.

* cited by examiner

Primary Examiner — Garth Rademaker

Assistant Examiner — Melanie Pellegrini

(74) *Attorney, Agent, or Firm* — Donald J. Ranft; Kristen A. Mogavero; Collen IP

(57) **CLAIM**

The ornamental design for a necklace, as shown.

DESCRIPTION

FIG. 1 is a front left perspective view of a necklace showing my new design;

FIG. 2 is a rear left perspective view thereof;

FIG. 3 is a front view thereof;

FIG. 4 is a rear view thereof;

FIG. 5 is a left side view thereof;

FIG. 6 is a right side view thereof;

FIG. 7 is a top view thereof; and,

FIG. 8 is a bottom view thereof.

The chain element is shown with portions cut away to indicate a non-specified length.

1 Claim, 6 Drawing Sheets





FIG. 1



FIG. 2



FIG. 3



FIG. 4

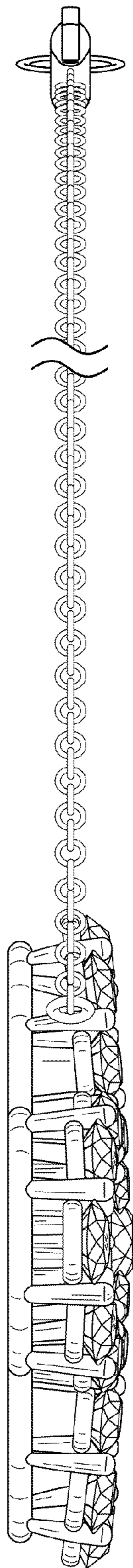


FIG. 5

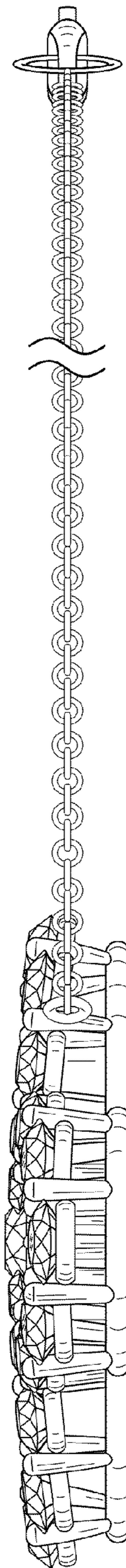


FIG. 6

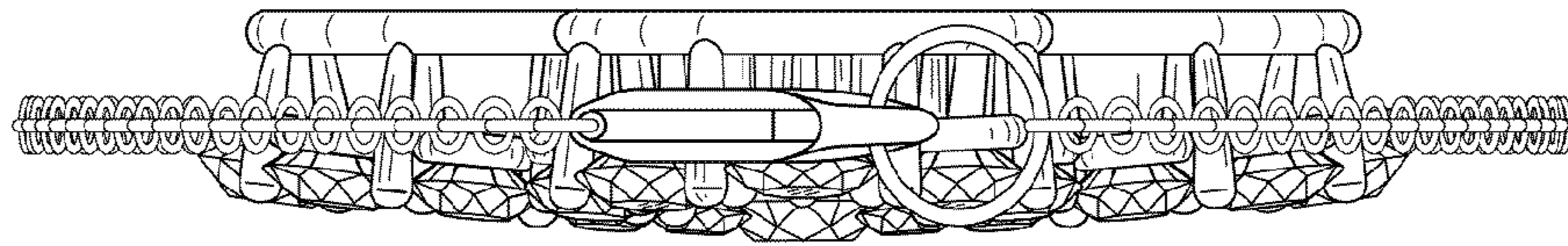


FIG. 7

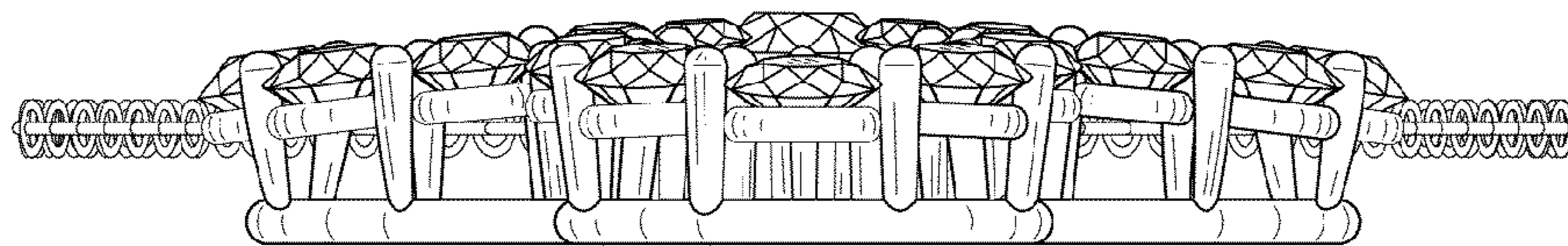


FIG. 8