



US00D729101S

(12) **United States Design Patent**
Rafaelian

(10) **Patent No.:** **US D729,101 S**

(45) **Date of Patent:** **** May 12, 2015**

(54) **EXPANDABLE WIRE BRACELET WITH CRIMP BEADS**

(71) Applicant: **Alex and Ani, LLC**, Cranston, RI (US)

(72) Inventor: **Carolyn Rafaelian**, Providence, RI (US)

(73) Assignee: **Alex and Ani, LLC**, Cranston, RI (US)

(**) Term: **14 Years**

(21) Appl. No.: **29/443,902**

(22) Filed: **Jan. 23, 2013**

(51) **LOC (10) Cl.** **11-01**

(52) **U.S. Cl.**
USPC **D11/3**

(58) **Field of Classification Search**
USPC D11/1-45, 86, 87, 89-94, 200, 201,
D11/206, 208, 214, 220; 63/1.11,
63/1.16-1.18, 3, 3.1, 3.2, 4, 5.1, 5.2, 7-13,
63/14.8, 15, 15.1-15.3, 15.45, 15.5, 15.65,
63/18, 21, 33, 37-41, 56, 92; D28/41

See application file for complete search history.

(56) **References Cited**

U.S. PATENT DOCUMENTS

1,190,831	A *	7/1916	Werner	63/33
2,880,701	A *	4/1959	Foster	D11/4
6,349,568	B1 *	2/2002	Ito	63/3
6,557,376	B2 *	5/2003	Pratt	63/3
D487,709	S *	3/2004	Ferlise	D11/5
D498,167	S *	11/2004	Ferlise	D11/5
D516,449	S *	3/2006	Charles	D11/4
D576,067	S *	9/2008	Hines	D11/11
D658,085	S *	4/2012	Rafaelian	D11/3
D658,086	S *	4/2012	Rafaelian	D11/3
D658,087	S *	4/2012	Rafaelian	D11/8

D658,088	S *	4/2012	Rafaelian	D11/8
D658,089	S *	4/2012	Rafaelian	D11/8
D658,528	S *	5/2012	Rafaelian	D11/3
D663,232	S *	7/2012	Rafaelian	D11/8
D663,233	S *	7/2012	Rafaelian	D11/8
D664,466	S *	7/2012	Rafaelian	D11/8
D669,385	S *	10/2012	Rafaelian	D11/8
D690,058	S *	9/2013	Littrell et al.	D11/11
D703,087	S *	4/2014	Fiasconaro	D11/5
D706,665	S *	6/2014	Goldwitz	D11/5
D708,088	S *	7/2014	DeCristofaro	D11/5
RE45,079	E *	8/2014	Ferlise	D11/5
D710,738	S *	8/2014	Kim	D11/4
2013/0025318	A1 *	1/2013	Nezuka	63/38

* cited by examiner

Primary Examiner — Garth Rademaker

Assistant Examiner — Llorellys Martinez-Rivera

(74) *Attorney, Agent, or Firm* — Locke Lord LLP; Maria A. Scungio; David J. Silvia

(57) **CLAIM**

The ornamental design for an expandable wire bracelet with crimp beads, as shown and described.

DESCRIPTION

FIG. 1 is a perspective view of the expandable wire bracelet with crimp beads, incorporating my new design.

FIG. 2 is a top view thereof;

FIG. 3 is a bottom view thereof;

FIG. 4 is a left side view thereof;

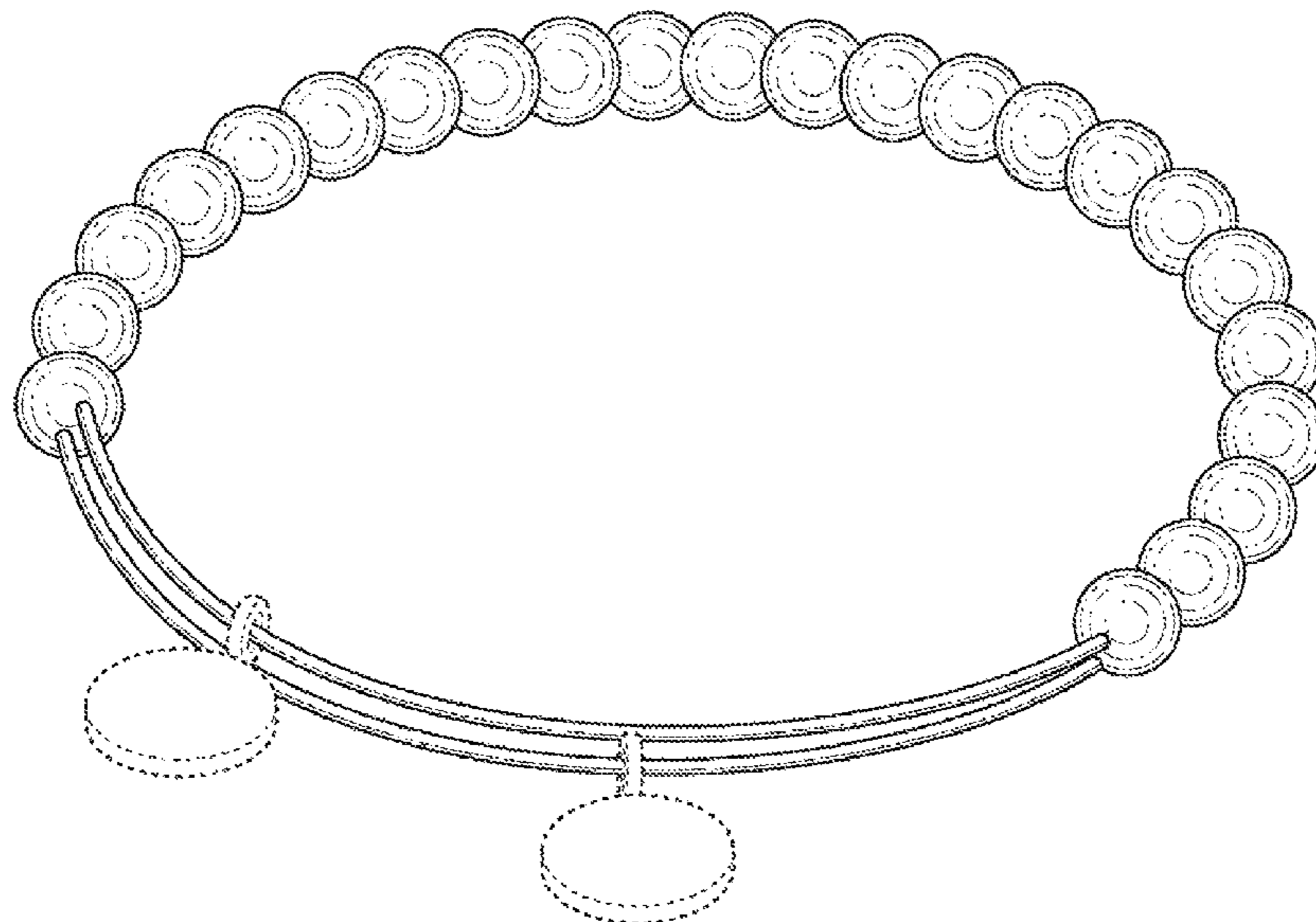
FIG. 5 is a right side view thereof;

FIG. 6 is a rear view thereof; and,

FIG. 7 is a front view thereof.

The broken lines in FIGS. 1-6 illustrate environmental subject matter and form no part of the claimed design.

1 Claim, 5 Drawing Sheets



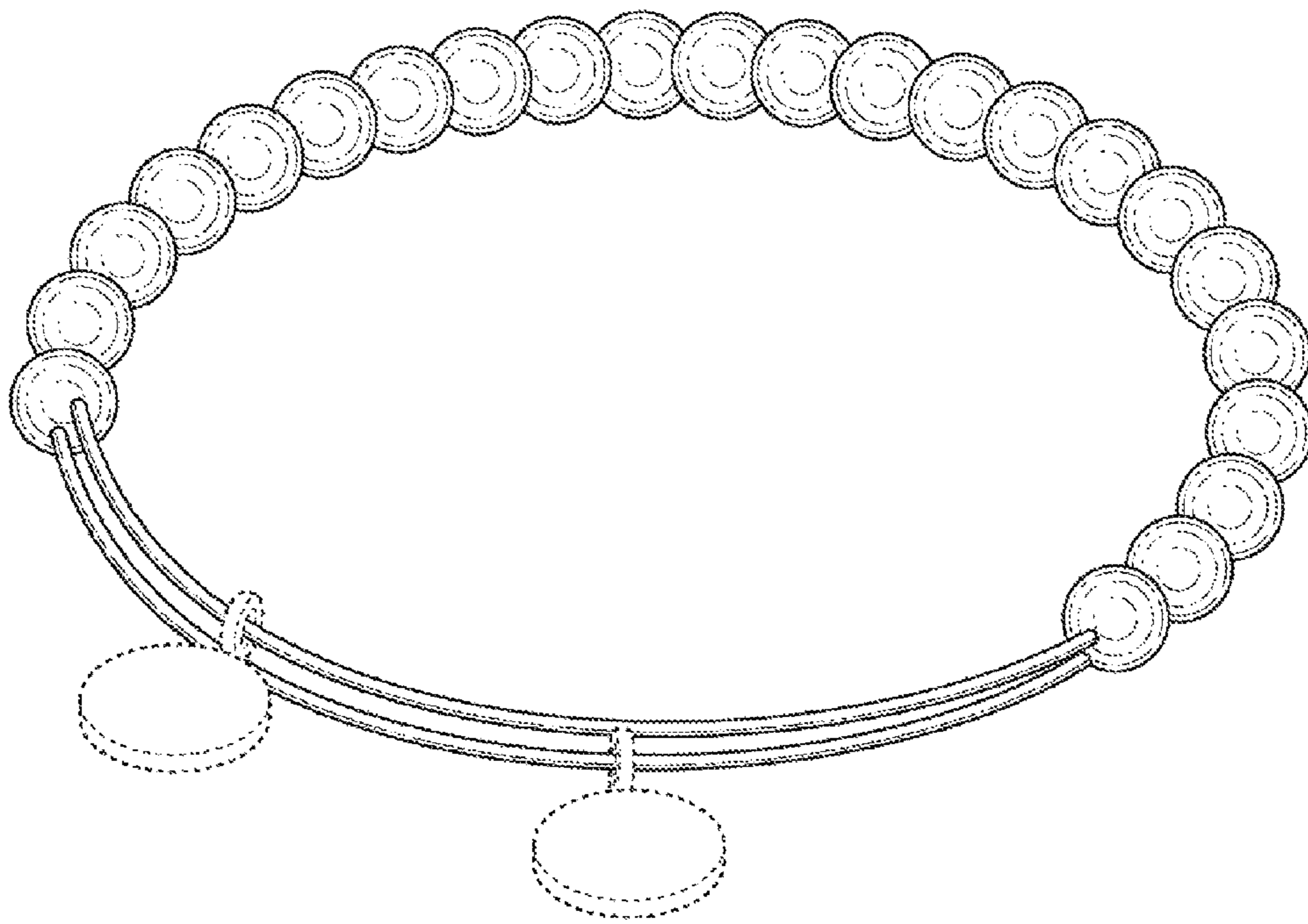


FIG. 1

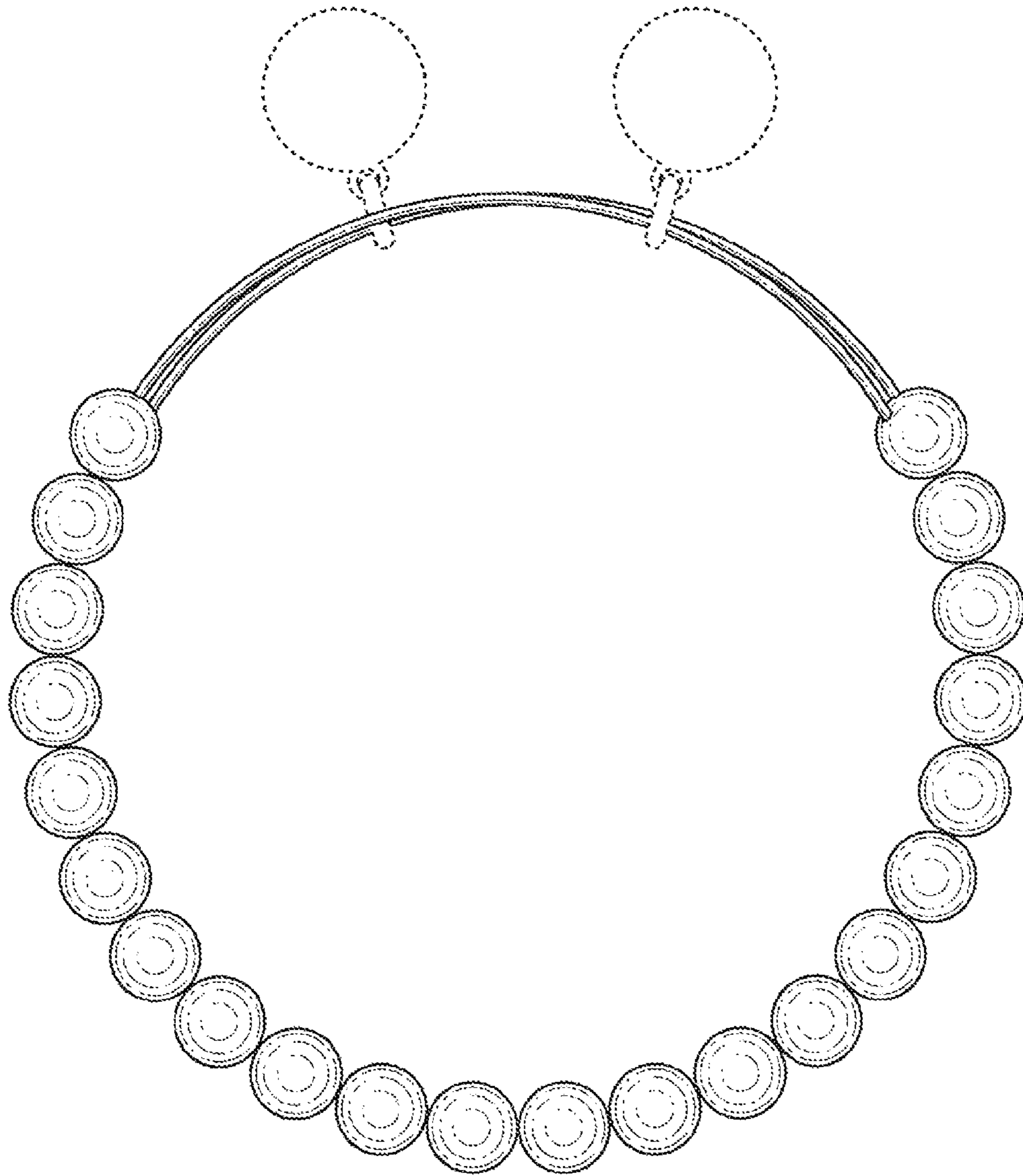


FIG. 2

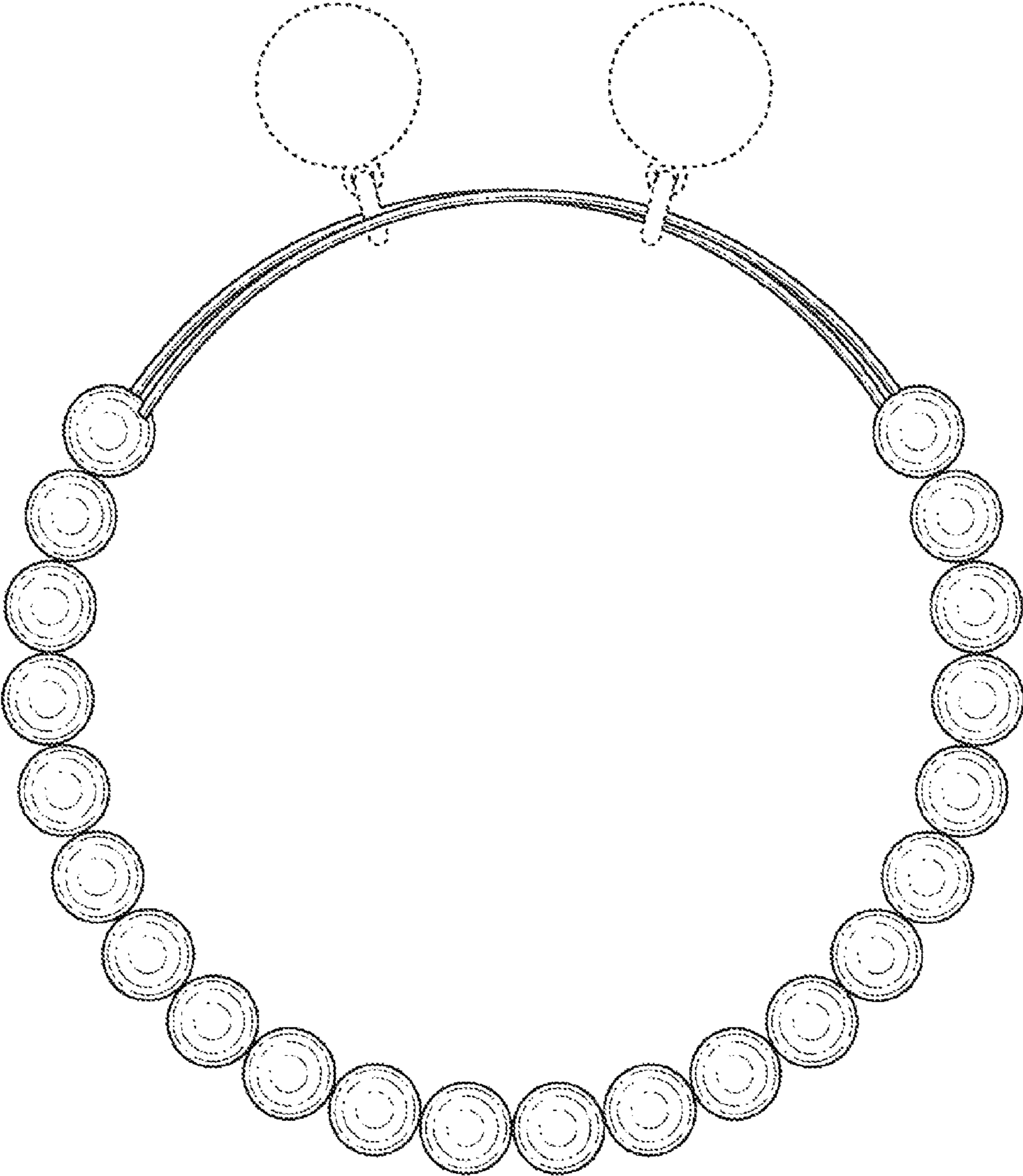


FIG. 3

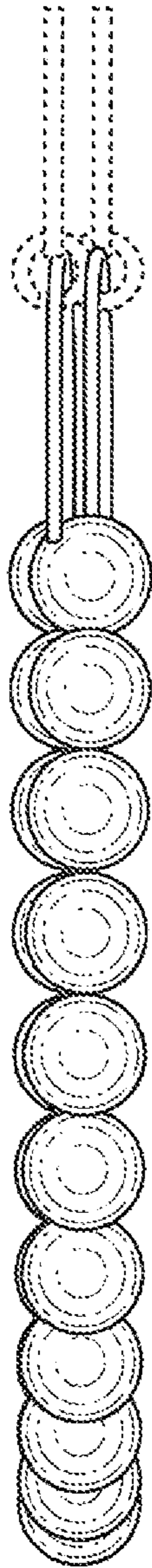


FIG. 4

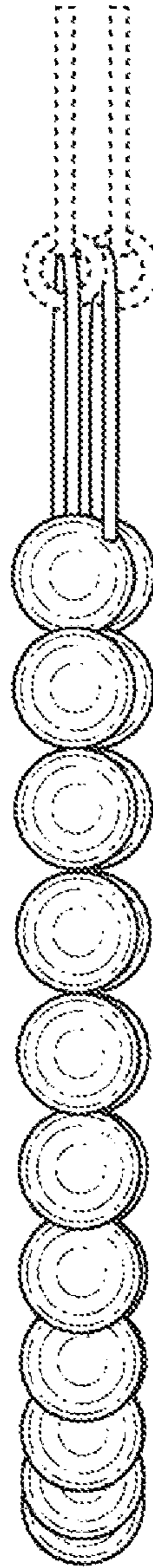


FIG. 5

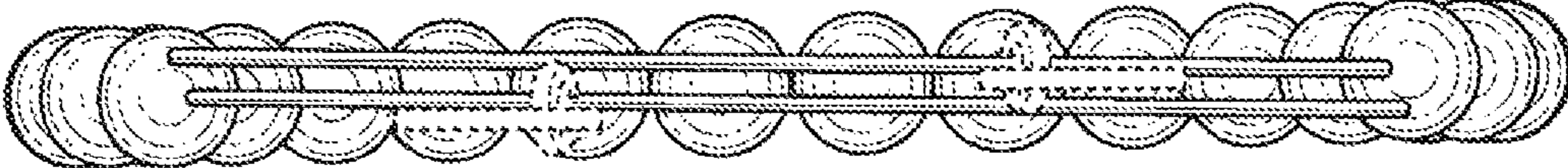


FIG. 6



FIG. 7