

US00D729097S

(12) **United States Design Patent**
Abdourahim

(10) **Patent No.:** **US D729,097 S**

(45) **Date of Patent:** **** May 12, 2015**

(54) **DIAL**

(71) Applicant: **Harry Winston SA**, Plan-les-Ouates (CH)

(72) Inventor: **Delphine Abdourahim**, Geneva (CH)

(73) Assignee: **Harry Winston SA**, Plan-les-Ouates (CH)

(**) Term: **14 Years**

(21) Appl. No.: **29/502,212**

(22) Filed: **Sep. 12, 2014**

(30) **Foreign Application Priority Data**

Mar. 13, 2014 (WO) DM/083 150

(51) **LOC (10) Cl.** **10-07**

(52) **U.S. Cl.**
USPC **D10/125**

(58) **Field of Classification Search**

CPC G04B 19/06; G04B 19/065; G04B 19/10;
G04B 47/042; G04B 45/0084; G04B 47/04
USPC D10/123-126, 30-39; 368/223, 228,
368/232, 281, 282, 285

See application file for complete search history.

(56) **References Cited**

U.S. PATENT DOCUMENTS

D150,628 S * 8/1948 Goodkind D10/125
5,400,304 A * 3/1995 Offenstein 368/285
D370,859 S * 6/1996 Scheufele D10/39
D524,676 S * 7/2006 Meng D10/126
D539,172 S * 3/2007 Jamin D10/32
D545,695 S * 7/2007 Laucella D10/31
D575,653 S * 8/2008 Nataf D10/126

D576,891 S * 9/2008 Tripet D10/33
D622,163 S * 8/2010 Loth D10/32
D631,762 S * 2/2011 Vollet D10/32
D631,763 S * 2/2011 Vollet D10/32
D656,418 S * 3/2012 Scheufele D10/39
D668,559 S * 10/2012 Jamin D10/39
D671,015 S * 11/2012 Monachon D10/32
D693,719 S * 11/2013 Calvani D10/126
D695,144 S * 12/2013 Calvani D10/126
D703,555 S * 4/2014 Monachon D10/32
D709,784 S * 7/2014 Stegmann et al. D10/126
2005/0185517 A1 * 8/2005 Lazaretnik 368/223

OTHER PUBLICATIONS

Watches International VI, The Original Annual of the World's Finest Wristwatches, 2005, Tourbillon International, LLC., p. 163, Charles Oudin watch at the top of photograph.*

* cited by examiner

Primary Examiner — Lucy Lieberman

(74) *Attorney, Agent, or Firm* — Donald J. Ranft; Kristen A. Mogavero; Collen IP

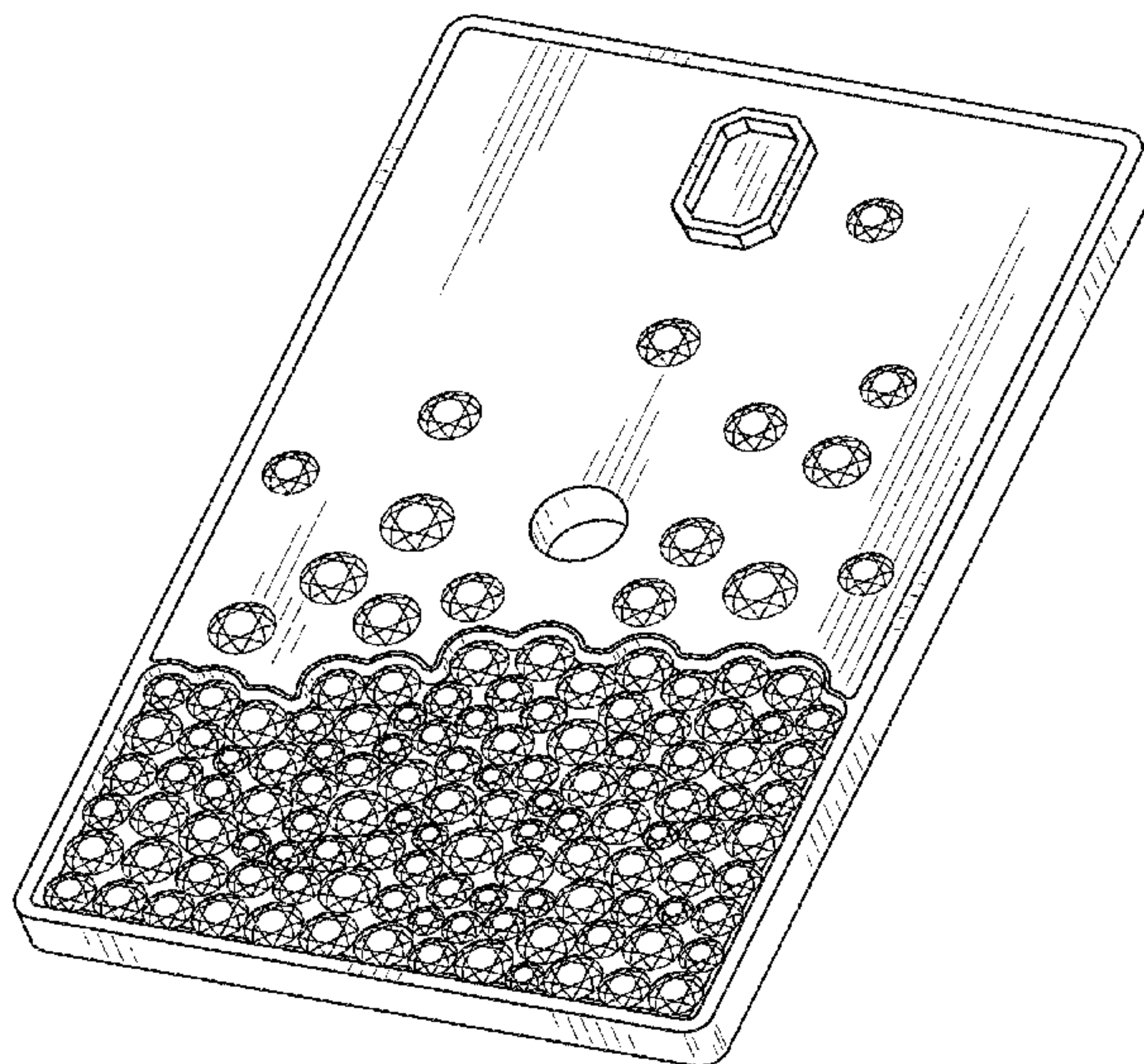
(57) **CLAIM**

The ornamental design for a dial, as shown.

DESCRIPTION

FIG. 1 is a front right perspective view of a dial showing my new design;
FIG. 2 is a rear left perspective view thereof;
FIG. 3 is a front view thereof;
FIG. 4 is a rear view thereof;
FIG. 5 is a left side view thereof;
FIG. 6 is a right side view thereof;
FIG. 7 is a top view thereof; and,
FIG. 8 is a bottom view thereof.

1 Claim, 4 Drawing Sheets



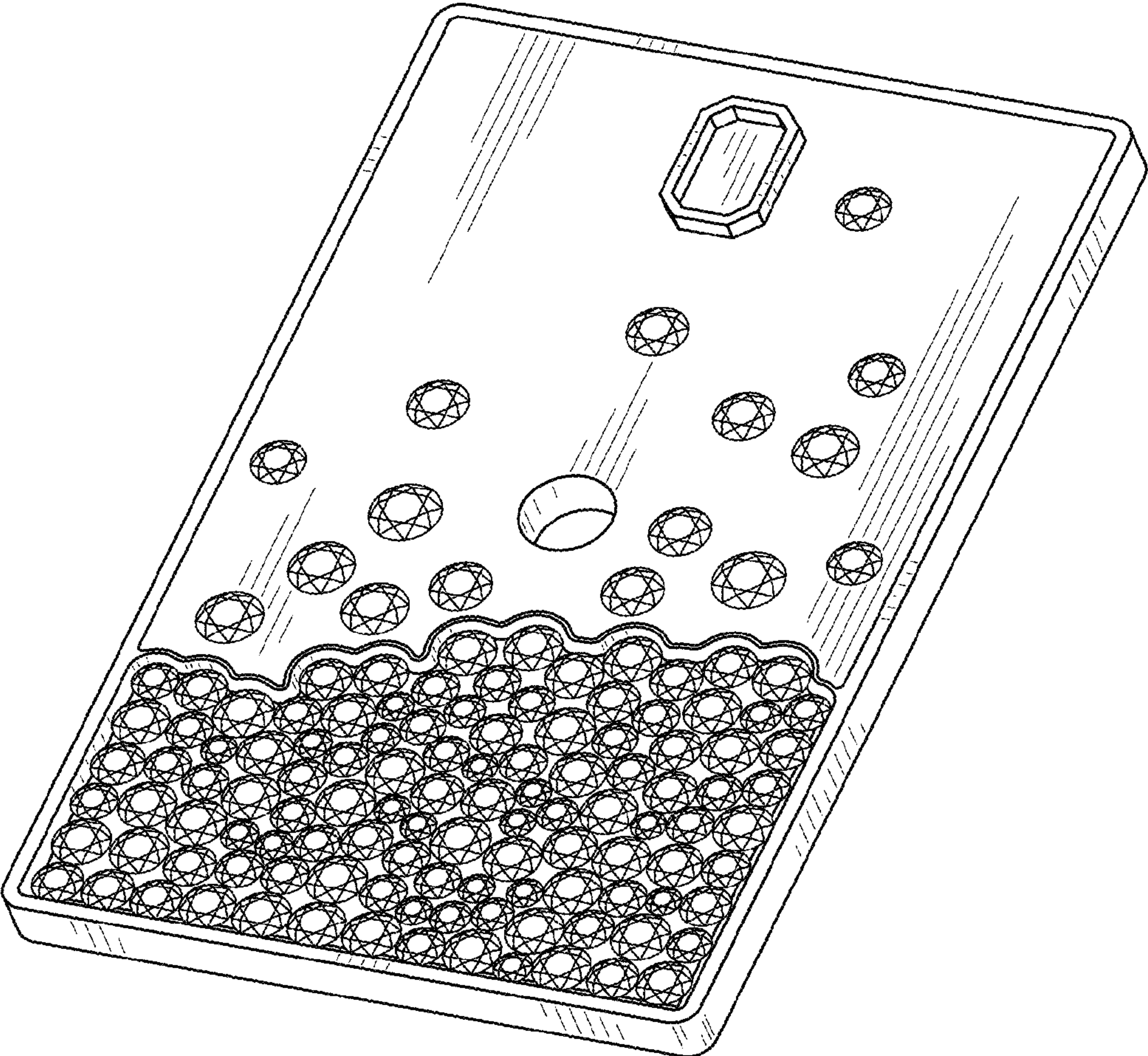


FIG. 1

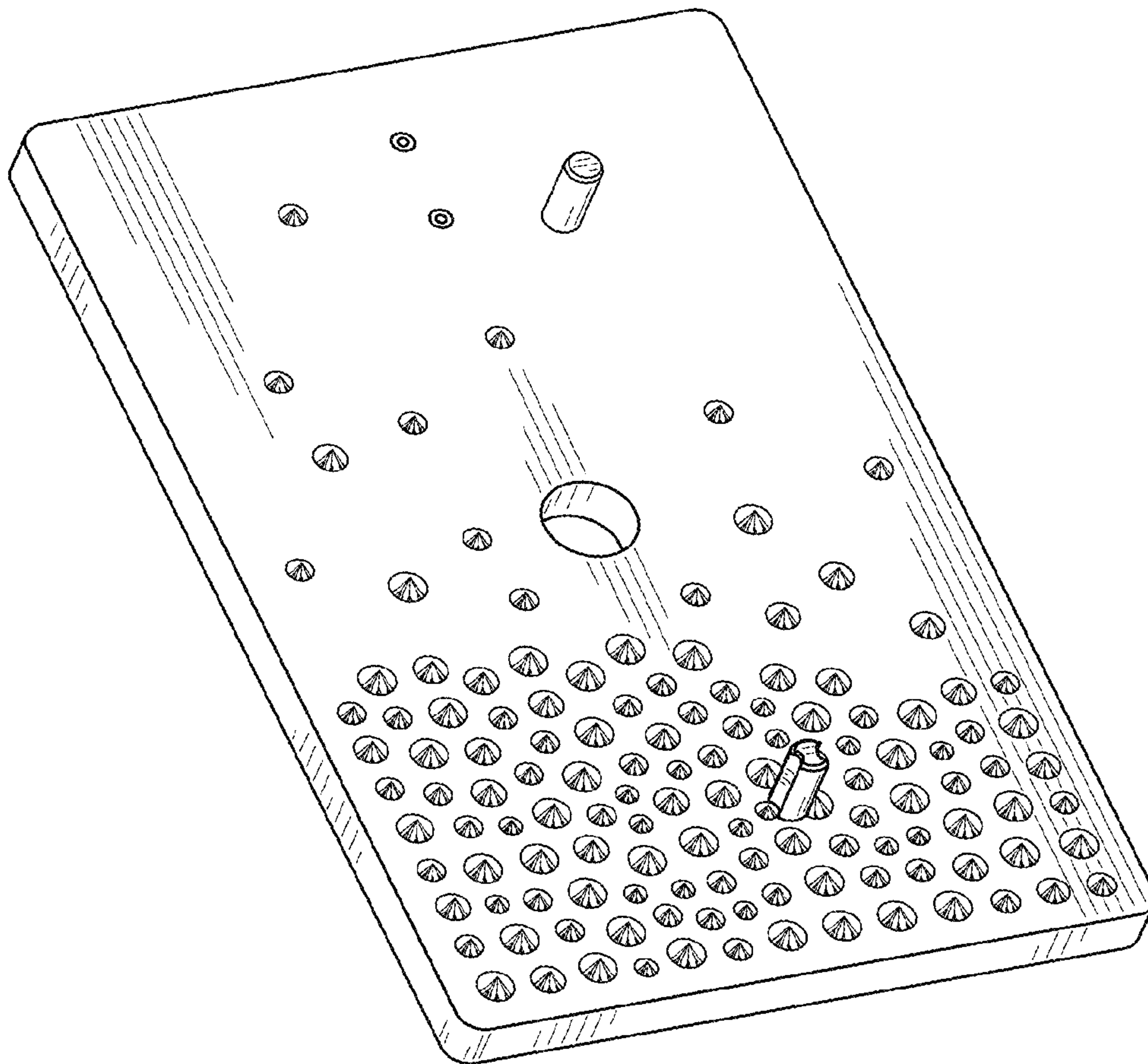


FIG. 2

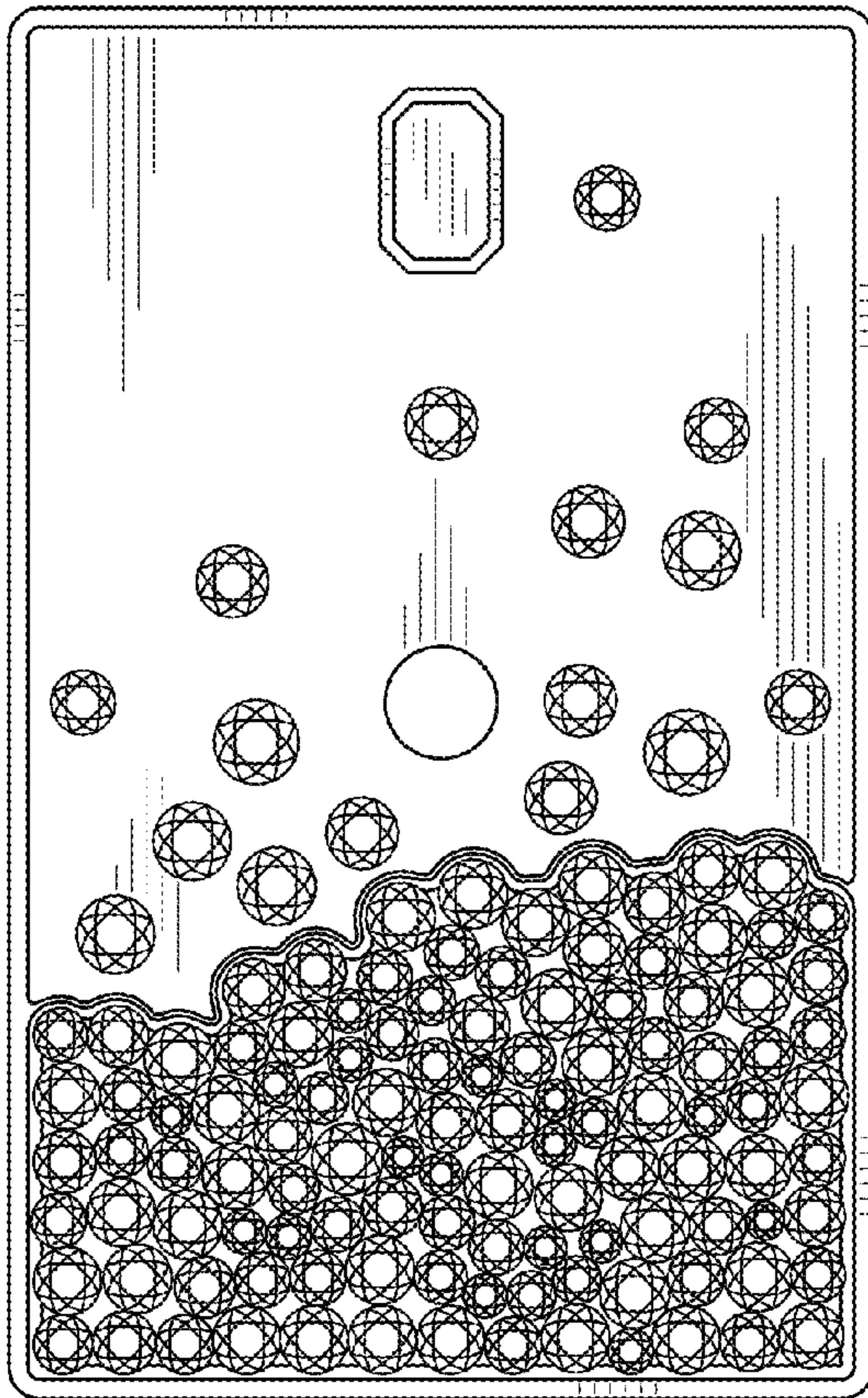


FIG. 3

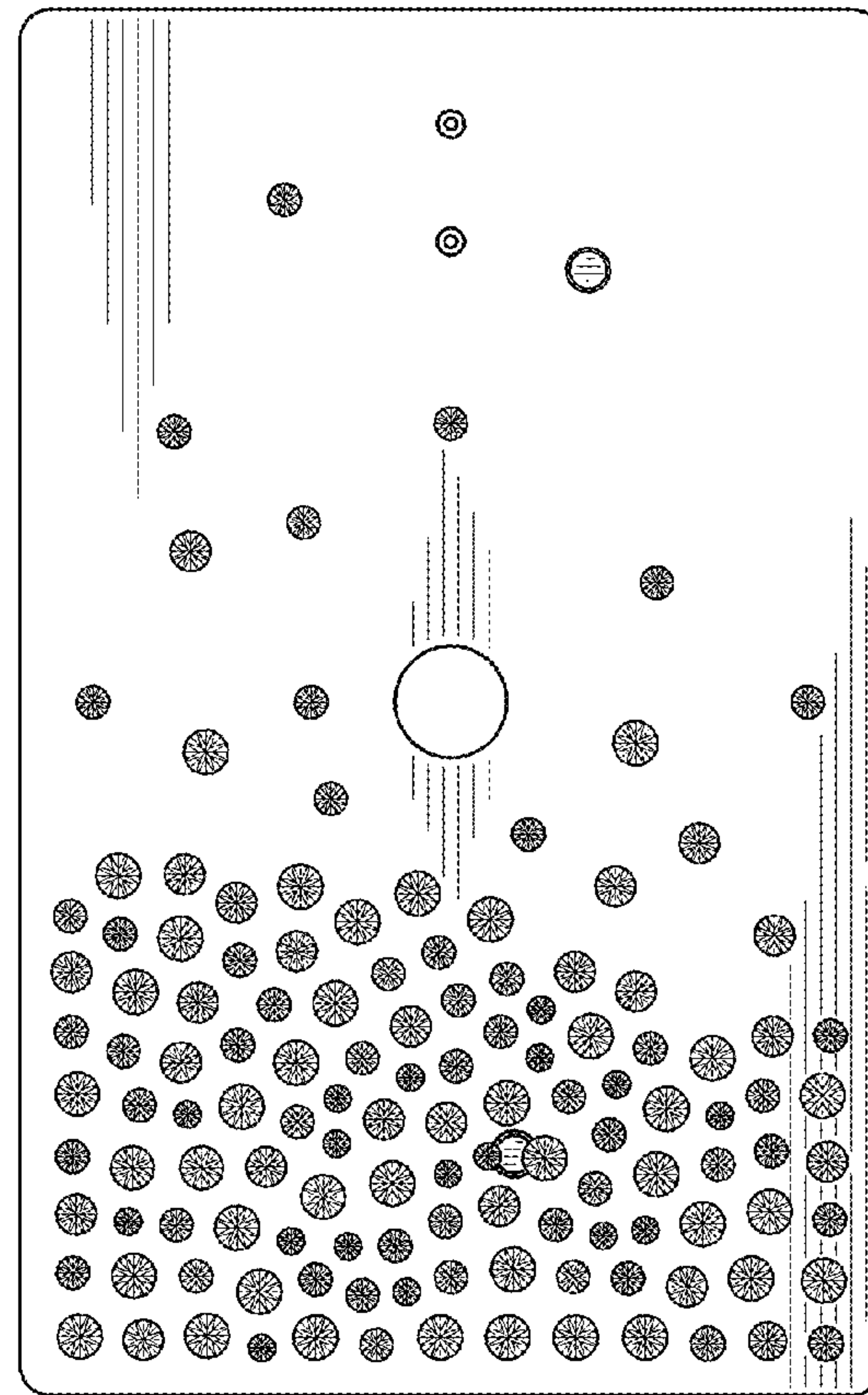


FIG. 4

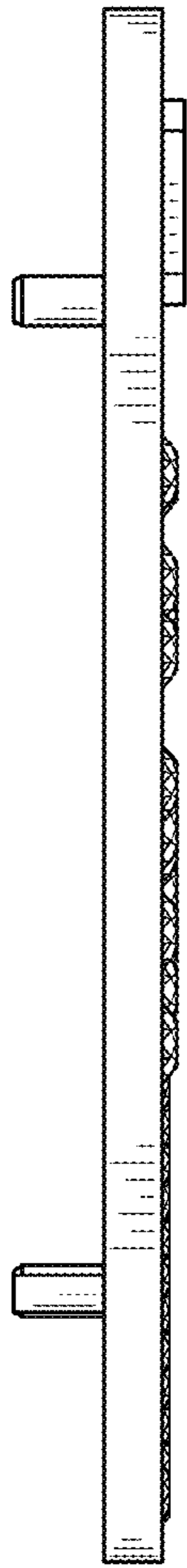


FIG. 5

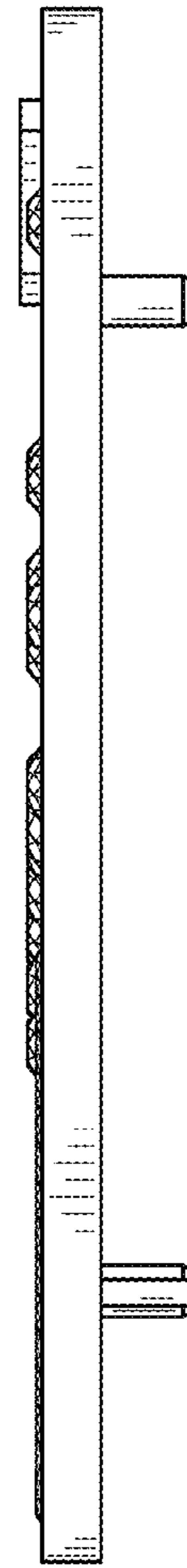


FIG. 6

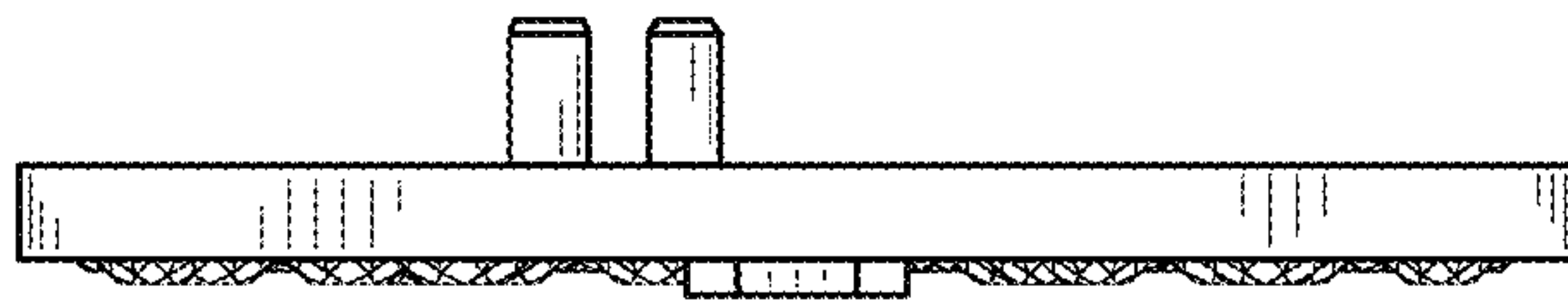


FIG. 7

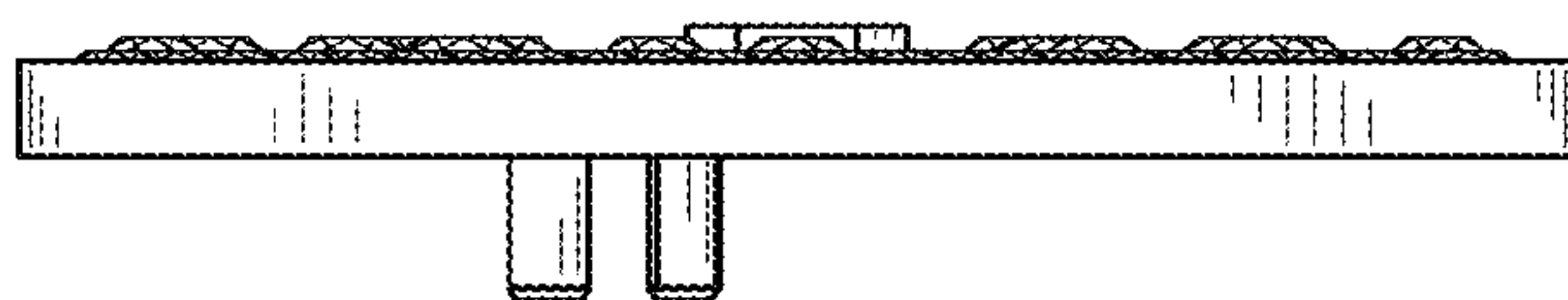


FIG. 8