



US00D729076S

(12) **United States Design Patent**  
**Monachon**

(10) **Patent No.:** **US D729,076 S**

(45) **Date of Patent:** **\*\* May 12, 2015**

(54) **WRISTWATCH**

(71) Applicant: **Omega SA (Omega AG) (Omega Ltd.)**,  
Biel/Bienne (CH)

(72) Inventor: **Jean-Claude Monachon**, Bevaix (CH)

(73) Assignee: **Omega SA (Omega AG) (Omega Ltd.)**,  
Biel/Bienne (CH)

(\*\*) Term: **14 Years**

(21) Appl. No.: **29/502,553**

(22) Filed: **Sep. 17, 2014**

(30) **Foreign Application Priority Data**

Mar. 17, 2014 (WO) ..... DM/083 174

(51) **LOC (10) Cl.** ..... **10-02**

(52) **U.S. Cl.**  
USPC ..... **D10/32; D10/34**

(58) **Field of Classification Search**  
CPC .... G04B 37/00; G04B 47/04; G04B 45/0076;  
G04B 19/06; G04B 45/0084

USPC ..... D10/30-39, 122-132; 368/276, 281,  
368/282, 285, 223, 228, 232; D11/3  
See application file for complete search history.

(56) **References Cited**

**U.S. PATENT DOCUMENTS**

D14,162 S \* 8/1883 Diolot ..... D10/124  
D163,797 S \* 7/1951 Fargo ..... D10/124  
D163,798 S \* 7/1951 Fargo ..... D10/124  
3,146,578 A \* 9/1964 Etienne ..... 368/226  
D351,361 S \* 10/1994 Itoh ..... D10/126  
D351,565 S \* 10/1994 Ito ..... D10/126

D361,725 S \* 8/1995 Scheufele ..... D10/32  
D472,157 S \* 3/2003 Takahashi ..... D10/32  
D474,707 S \* 5/2003 Sciacca ..... D11/3  
D509,446 S \* 9/2005 Wunderman ..... D10/32  
D570,230 S \* 6/2008 Monachon ..... D10/32  
D591,176 S \* 4/2009 Monachon ..... D10/32  
D627,243 S \* 11/2010 Deleskiewicz et al. .... D10/39  
D666,115 S \* 8/2012 Calvani ..... D10/126  
D677,586 S \* 3/2013 Graff ..... D10/39  
D705,085 S \* 5/2014 Monachon ..... D10/34  
D716,155 S \* 10/2014 Graff ..... D10/34

**OTHER PUBLICATIONS**

Architectural Digest, Jun. 2013, p. 86, Rene Lalique pocket watch, circa 1900.\*

\* cited by examiner

*Primary Examiner* — Lucy Lieberman

(74) *Attorney, Agent, or Firm* — Donald J. Ranft; Kristen A. Mogavero; Collen IP

(57) **CLAIM**

The ornamental design for a wristwatch, as shown.

**DESCRIPTION**

FIG. 1 is a front right perspective view of a wristwatch showing my new design;  
FIG. 2 is a front view thereof;  
FIG. 3 is a rear view thereof;  
FIG. 4 is a left side view thereof;  
FIG. 5 is a right side view thereof;  
FIG. 6 is a top view thereof;  
FIG. 7 is a bottom view thereof;  
FIG. 8 is a rear left perspective view thereof;  
FIG. 9 is a rear right perspective view thereof; and,  
FIG. 10 is a front left perspective view thereof.

**1 Claim, 10 Drawing Sheets**





FIG. 1



FIG. 2

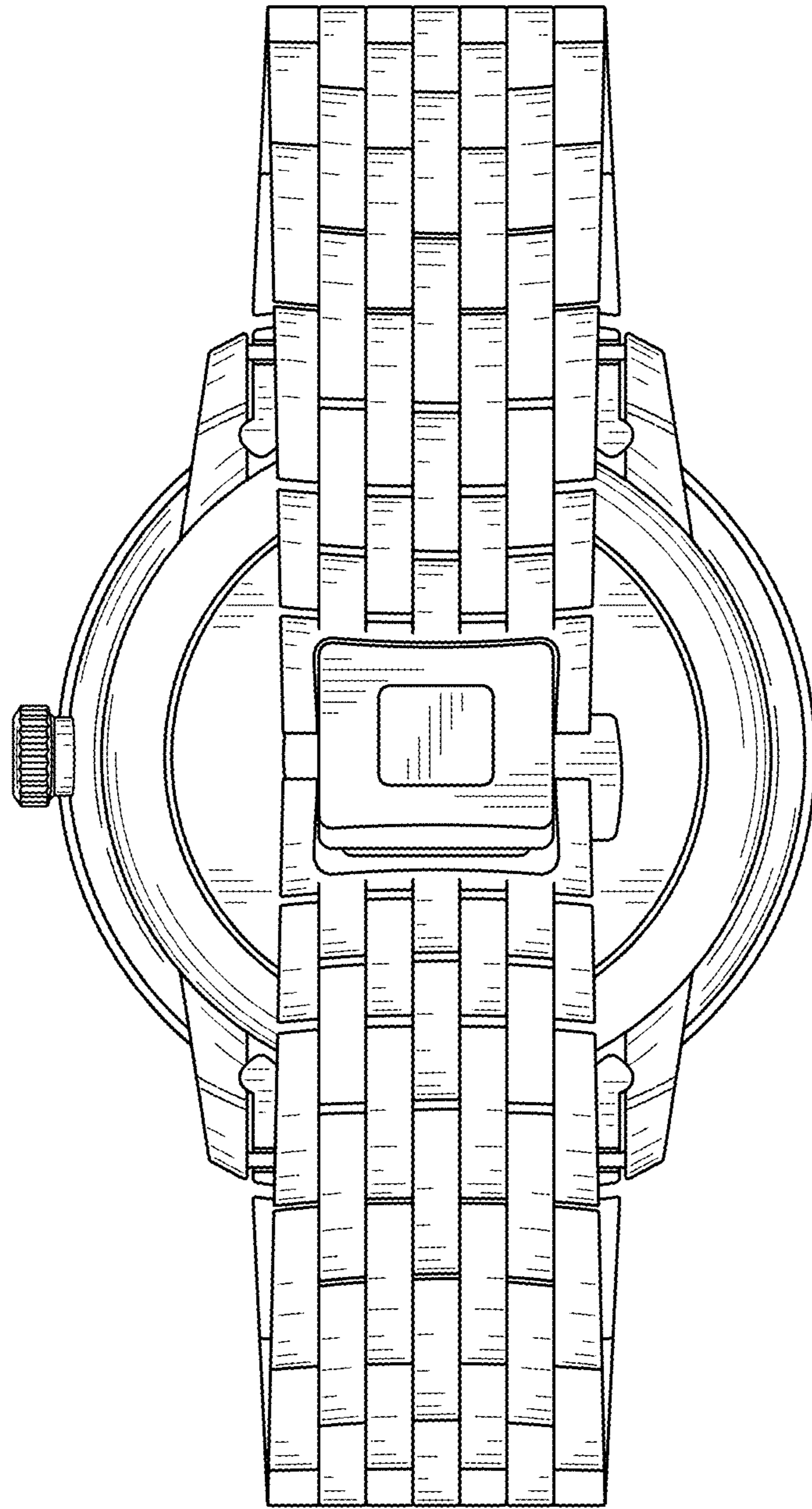


FIG. 3

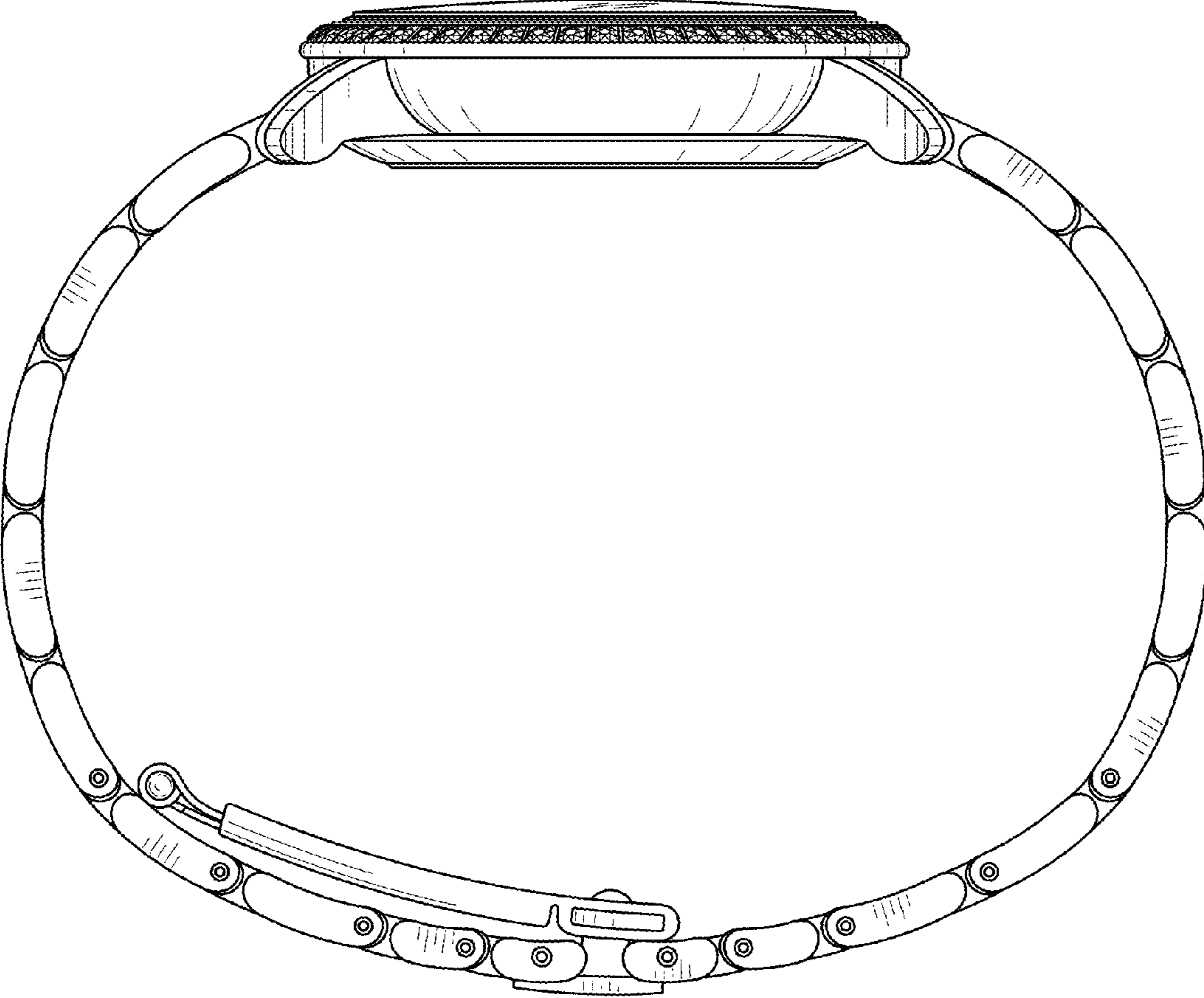


FIG. 4

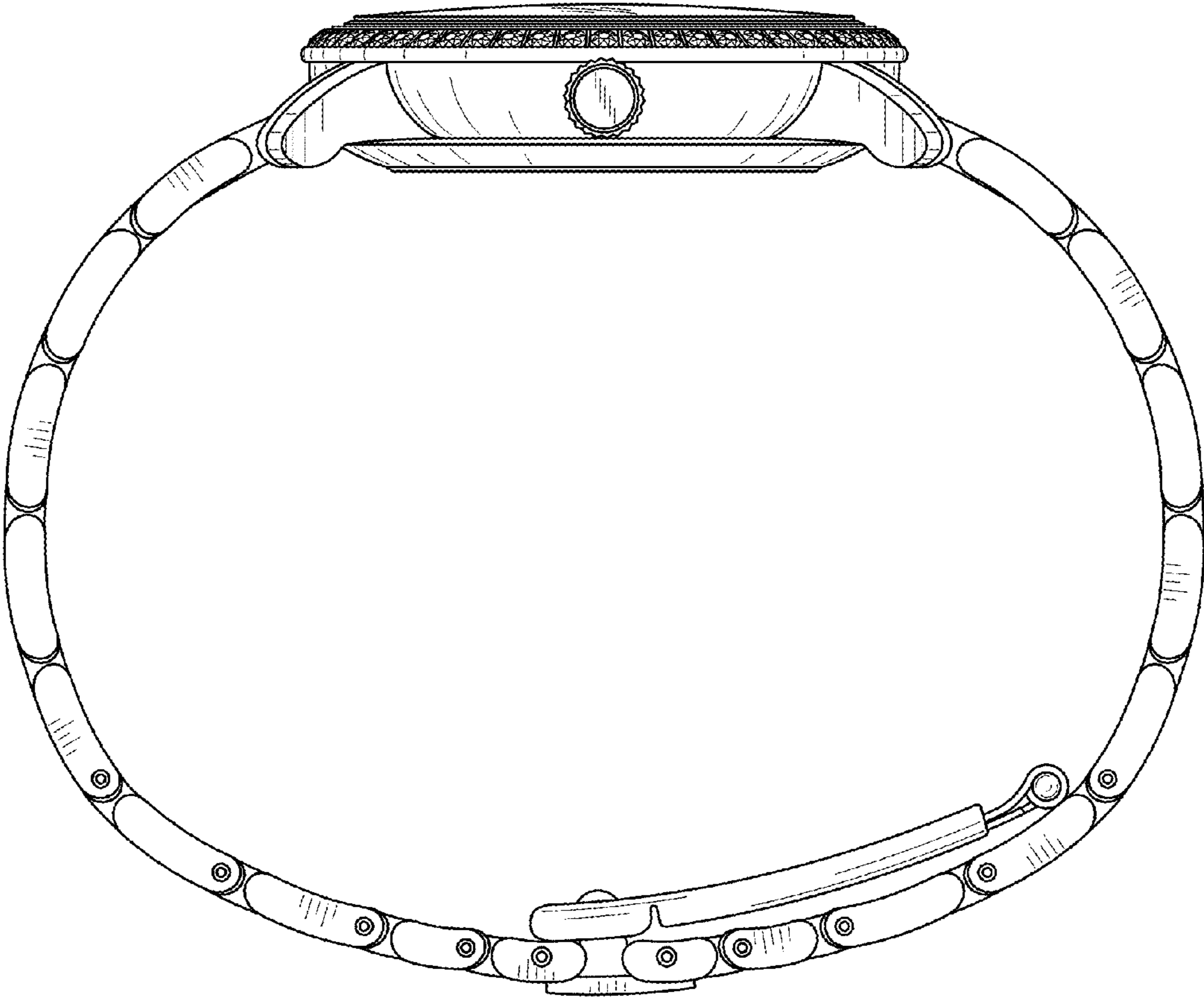


FIG. 5

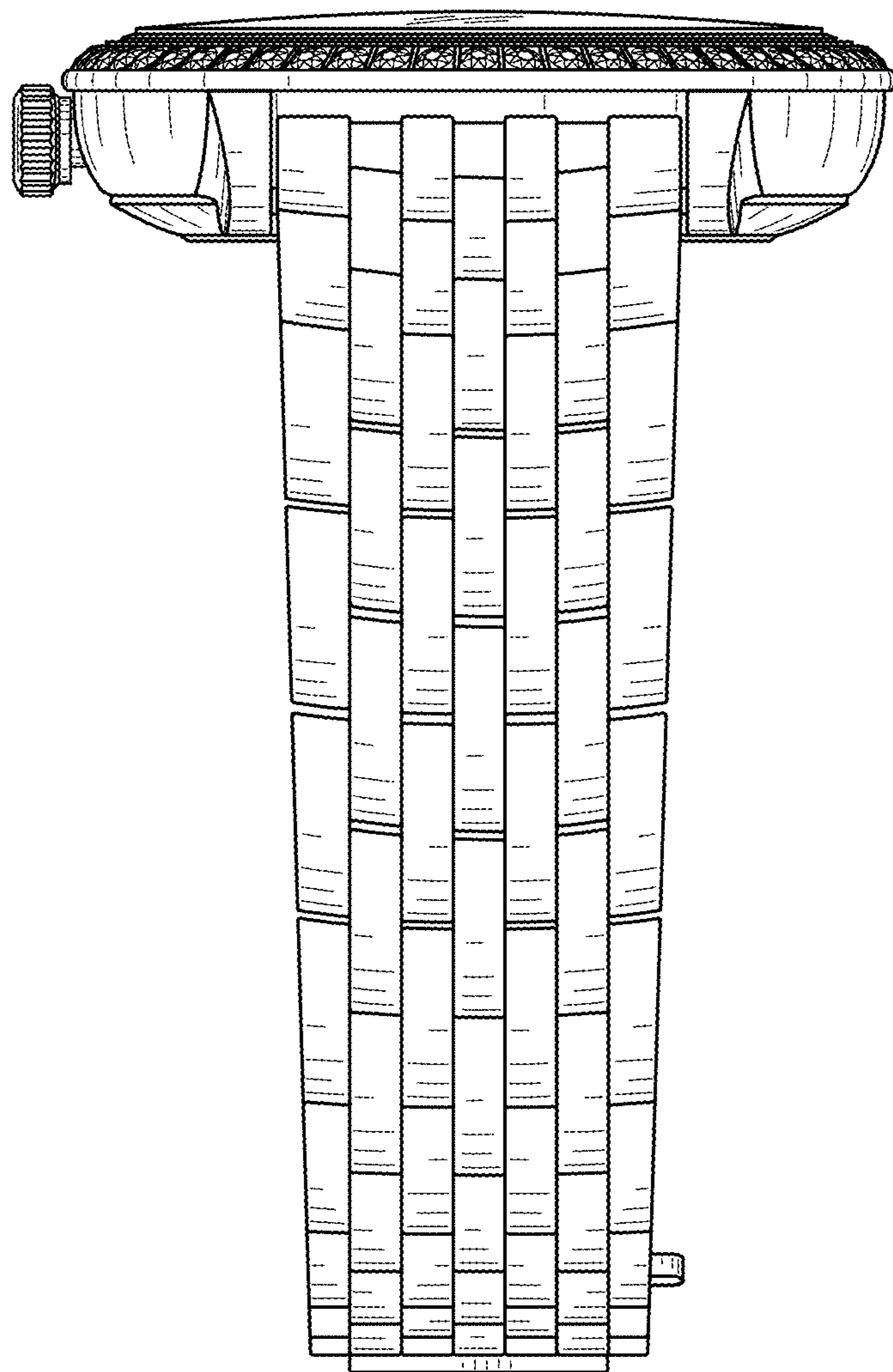


FIG. 6

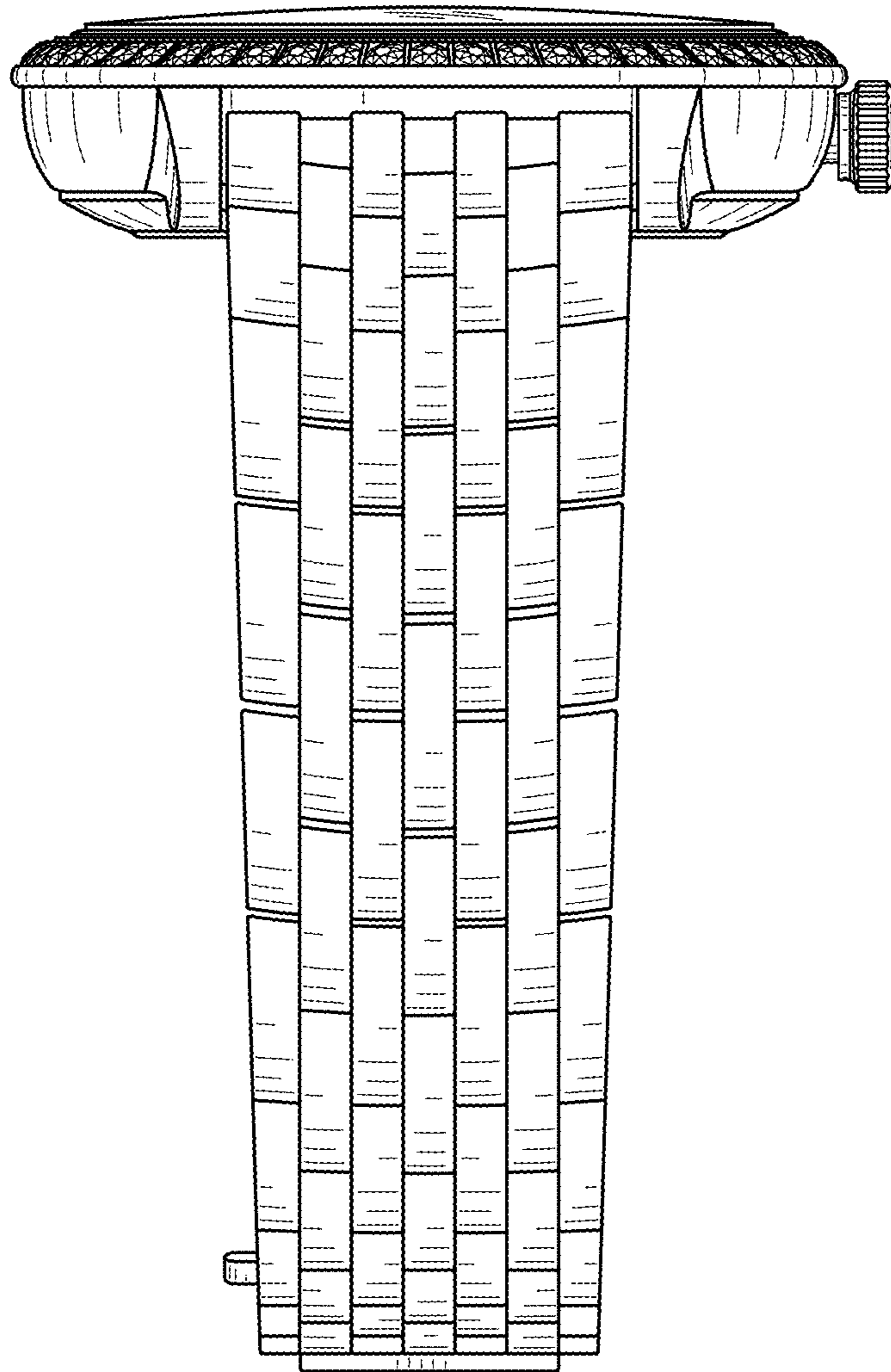


FIG. 7



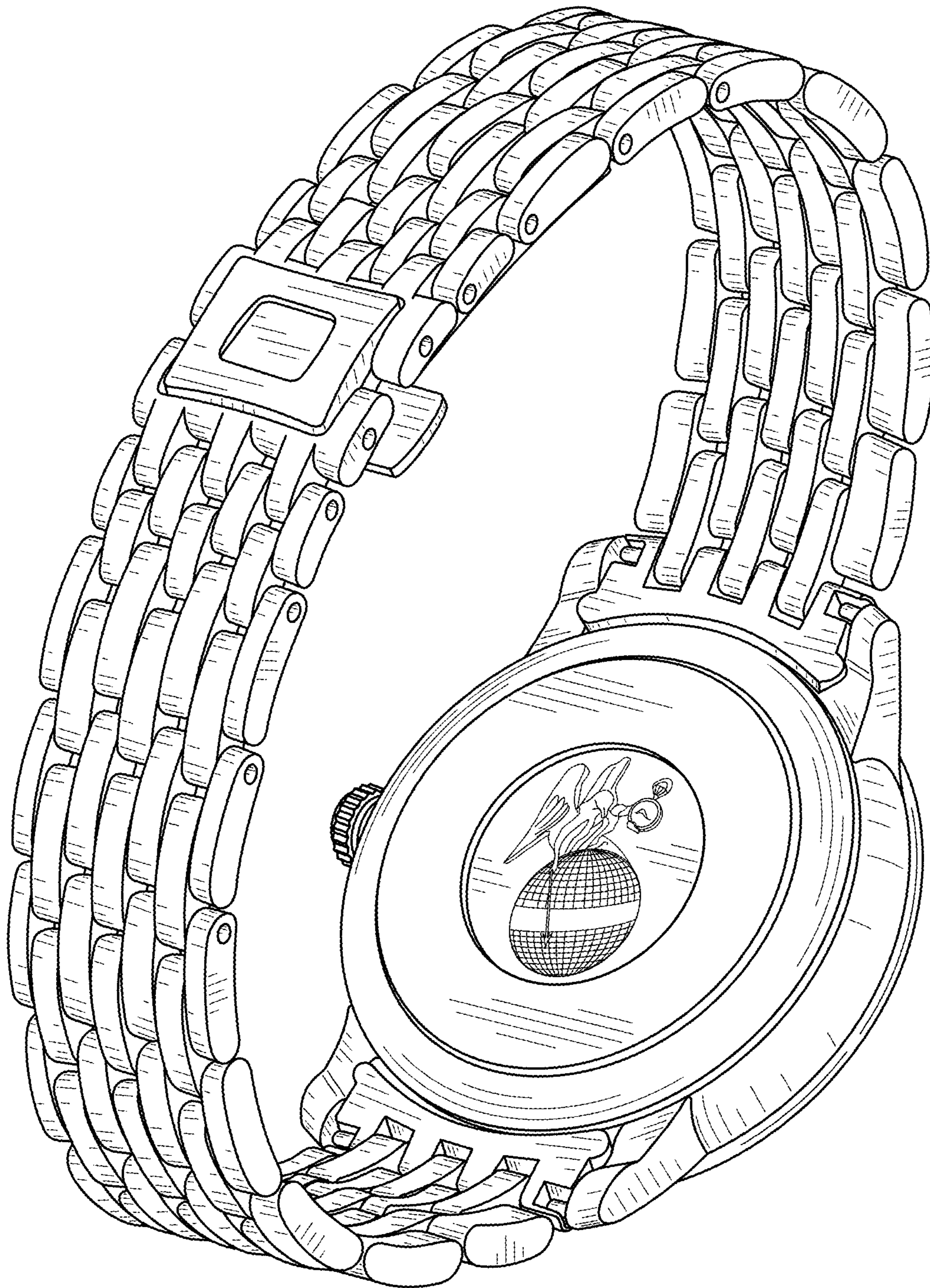


FIG. 8

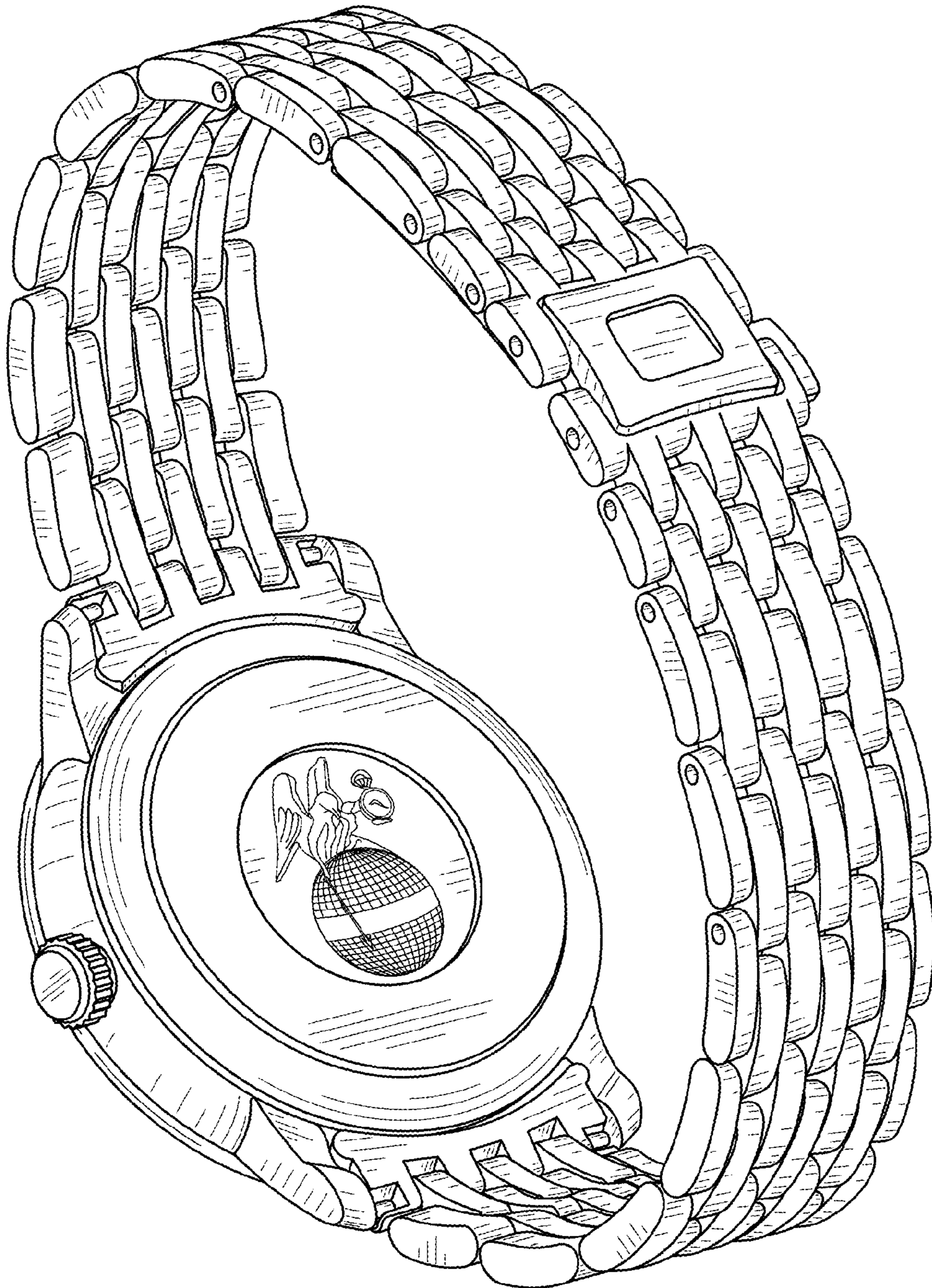


FIG. 9



FIG. 10