



US00D729075S

(12) **United States Design Patent**  
**Delhotal**

(10) **Patent No.:** **US D729,075 S**  
(45) **Date of Patent:** **\*\* May 12, 2015**

(54) **WATCH**

(75) Inventor: **Philippe Delhotal**, Brügg (CH)

(73) Assignee: **La Montre Hermes S.A.**, Brügg (CH)

(\*\*) Term: **14 Years**

(21) Appl. No.: **29/429,461**

(22) Filed: **Aug. 10, 2012**

(30) **Foreign Application Priority Data**

Feb. 13, 2012 (WO) ..... DM/077 712

(51) **LOC (10) CL.** ..... **10-02**

(52) **U.S. Cl.**  
USPC ..... **D10/32; D10/126**

(58) **Field of Classification Search**  
CPC ..... G04B 19/00; G04B 19/04; G04B 19/06;  
G04B 19/08; G04B 19/10; G04B 19/30;  
G04B 37/0058; G04B 37/08; G04B 37/081;  
G04B 37/086; G04B 39/00; G04B 39/02;  
G04G 17/00; G04G 17/02  
USPC ..... D10/30-39, 122-132, 1-29; 368/10,  
368/21, 62, 76, 80, 223, 228, 276, 277, 281,  
368/291, 292, 294, 309  
See application file for complete search history.

(56) **References Cited**

**U.S. PATENT DOCUMENTS**

D74,428 S 2/1928 Goldfield  
D78,487 S \* 5/1929 Schwab et al. .... D10/39  
D186,180 S 9/1959 Diamond  
3,748,849 A \* 7/1973 Takagi ..... 368/292  
4,241,442 A \* 12/1980 Grohoski ..... 368/294  
4,548,514 A \* 10/1985 Ganter ..... 368/291  
D356,269 S 3/1995 Milovanovic  
D405,016 S 2/1999 Bach  
D420,921 S 2/2000 Clerc

D430,042 S 8/2000 Schopfer  
D452,449 S 12/2001 Hegi  
D459,241 S 6/2002 Bodino  
D460,002 S 7/2002 Wunderman  
D485,768 S 1/2004 Baumann  
D491,473 S \* 6/2004 Afshar ..... D10/32  
D493,111 S 7/2004 Afshar  
D493,729 S \* 8/2004 Monachon ..... D10/32  
D525,537 S \* 7/2006 Monachon ..... D10/32  
D526,217 S 8/2006 Kawashima

(Continued)

**OTHER PUBLICATIONS**

US Office Action received in connection with U.S. Appl. No. 29/429,456; DTD Jan. 15, 2013.

*Primary Examiner* — Martie K Holtje

(74) *Attorney, Agent, or Firm* — Foley & Lardner LLP


(57) **CLAIM**

I claim the ornamental design for a watch, as shown and described.

**DESCRIPTION**

FIG. 1 is a front elevation view of a watch of the claimed design;  
FIG. 2 is a rear elevation view of the watch shown in FIG. 1;  
FIG. 3 is a right side elevation view of the watch shown in FIG. 1;  
FIG. 4 is a left side elevation view of the watch shown in FIG. 1;  
FIG. 5 is a top plan view of the watch shown in FIG. 1;  
FIG. 6 is a bottom plan view of the watch shown in FIG. 1; and,  
FIG. 7 is a perspective view of the watch shown in FIG. 1.  
The structural elements depicted by broken lines in FIG. 2 have been shown for the purpose of illustrating portions of the watch that form no part of the claimed design.

**1 Claim, 7 Drawing Sheets**



(56)

**References Cited**

U.S. PATENT DOCUMENTS

D527,668 S \* 9/2006 Calvani ..... D10/126  
D531,064 S \* 10/2006 Senggen et al. .... D10/32  
D555,519 S \* 11/2007 Borraccino et al. .... D10/39  
D577,297 S 9/2008 Lalo

D578,022 S \* 10/2008 Salemi ..... D10/32  
D580,279 S 11/2008 Wunderman  
D624,834 S \* 10/2010 Modolo ..... D10/39  
D629,704 S \* 12/2010 Furetta ..... D10/32  
D629,705 S \* 12/2010 Furetta ..... D10/32  
D649,888 S 12/2011 Jamin  
D688,580 S \* 8/2013 Delhotal ..... D10/124

\* cited by examiner

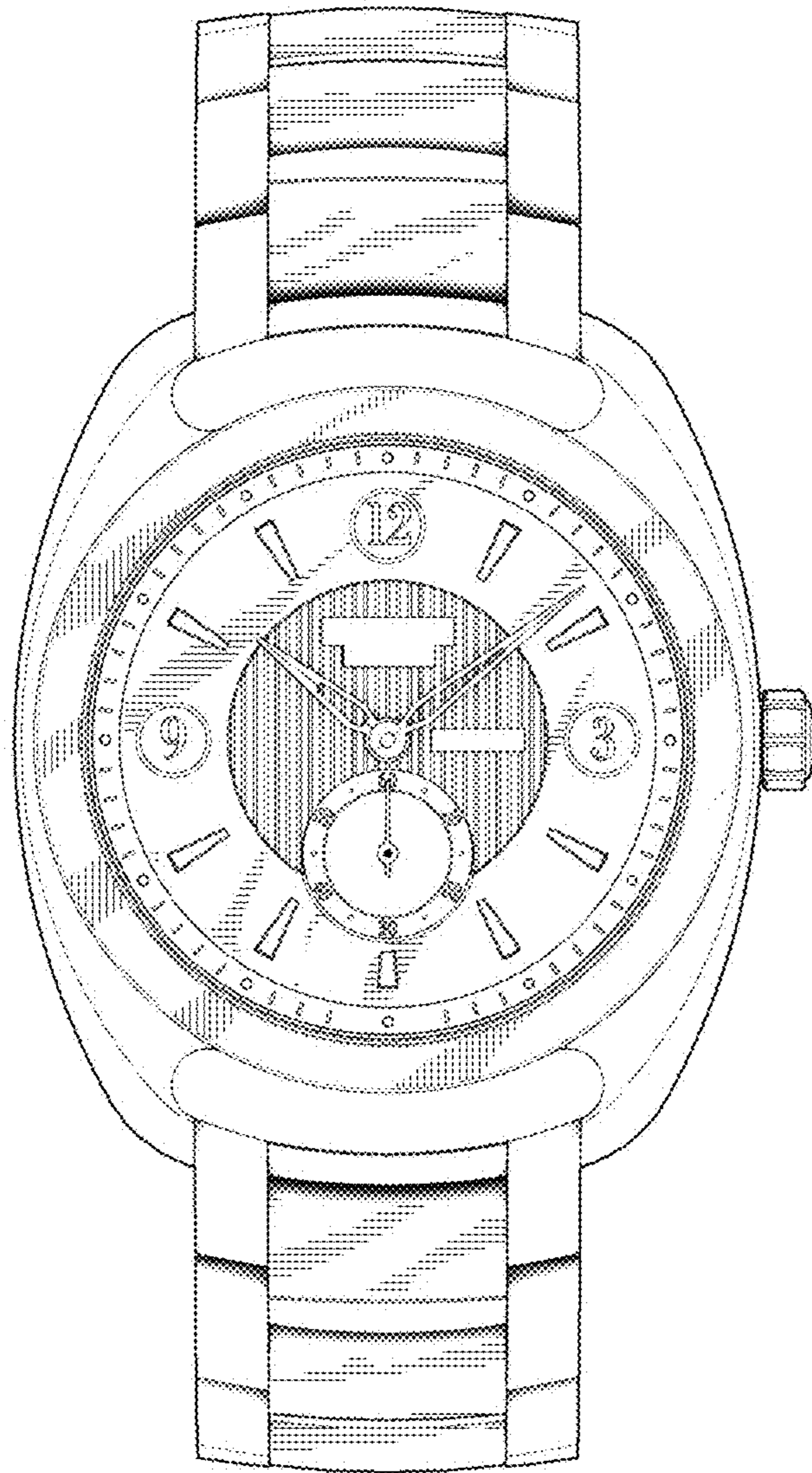


Fig. 1

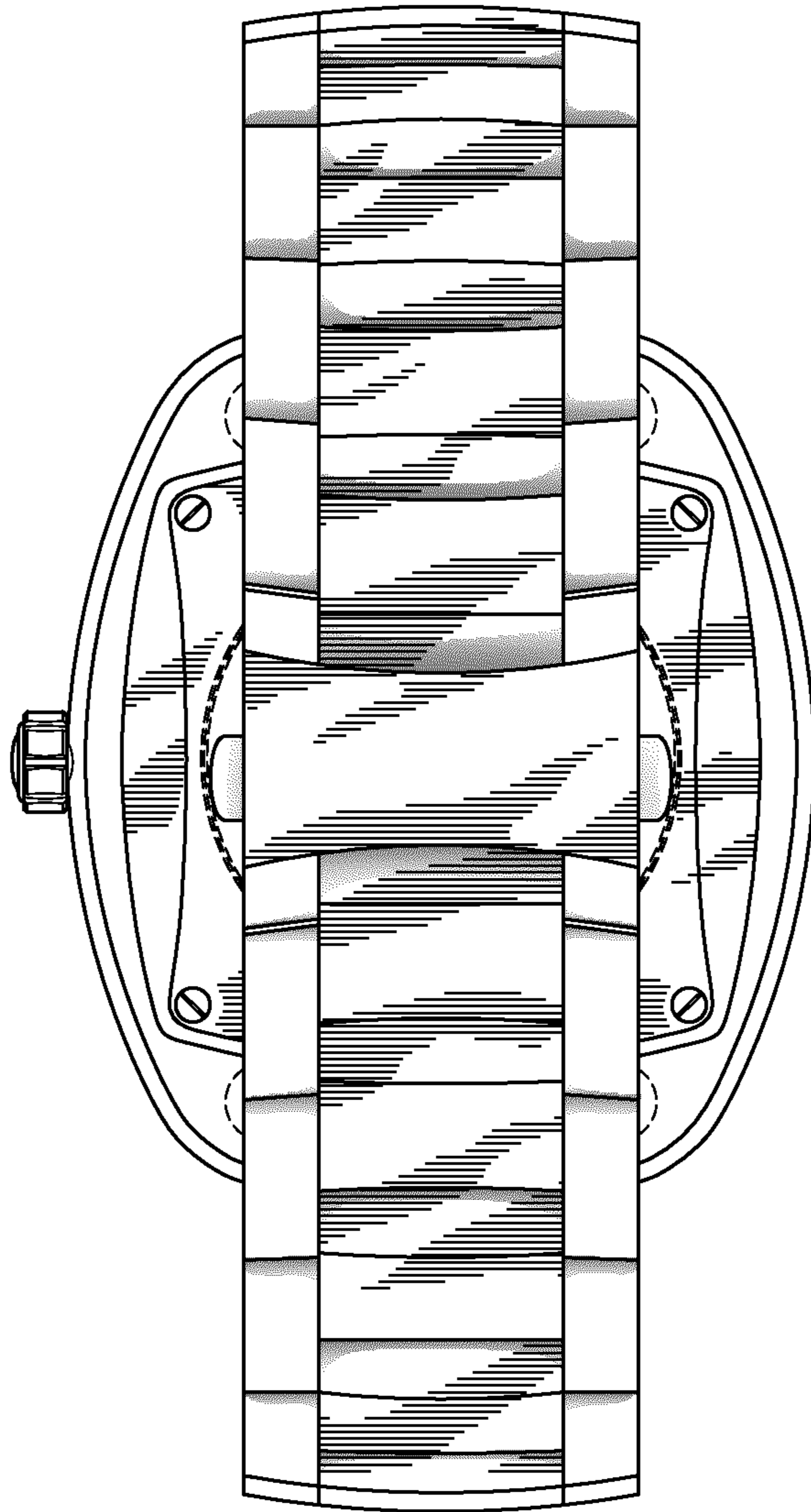


Fig. 2

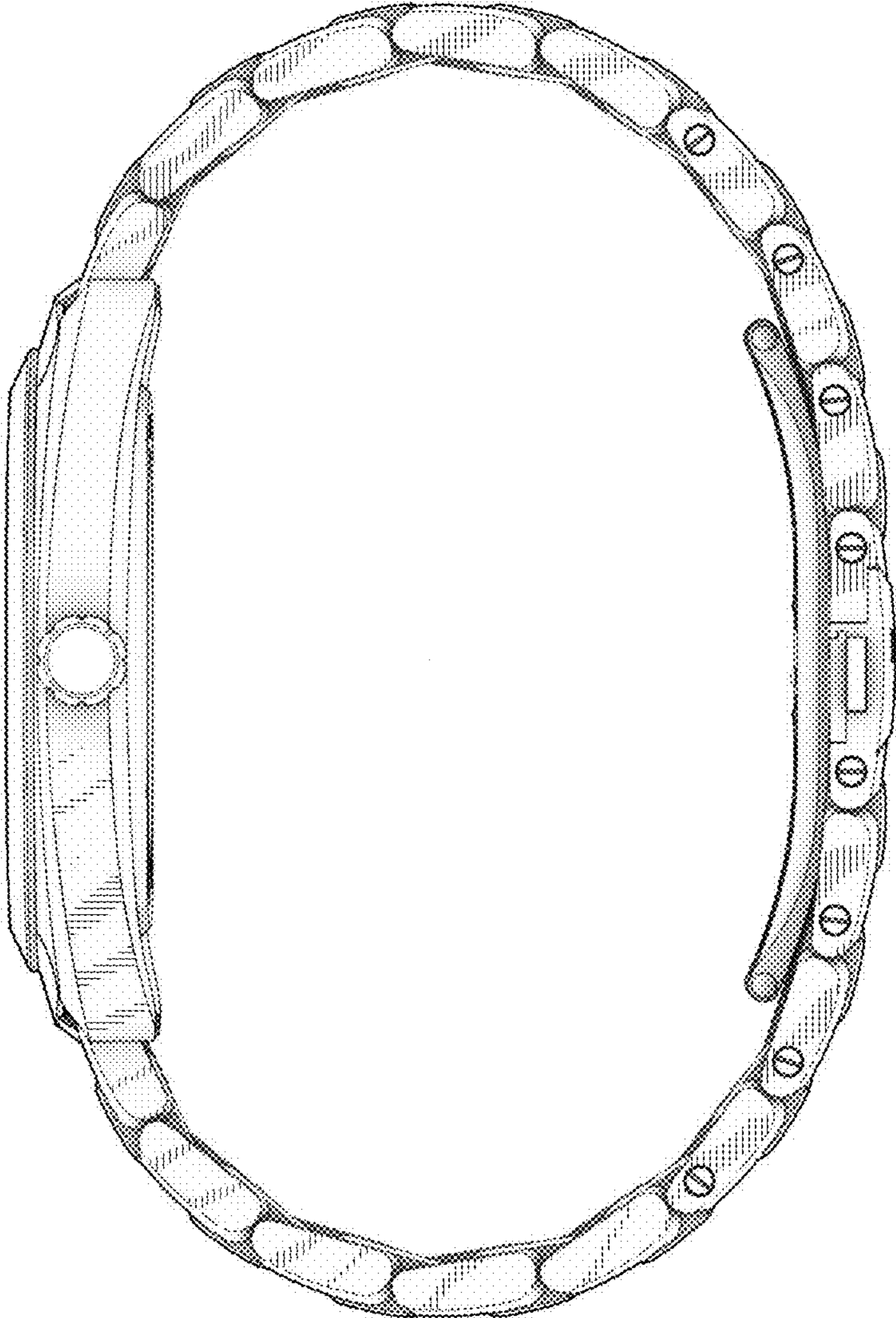


Fig.3

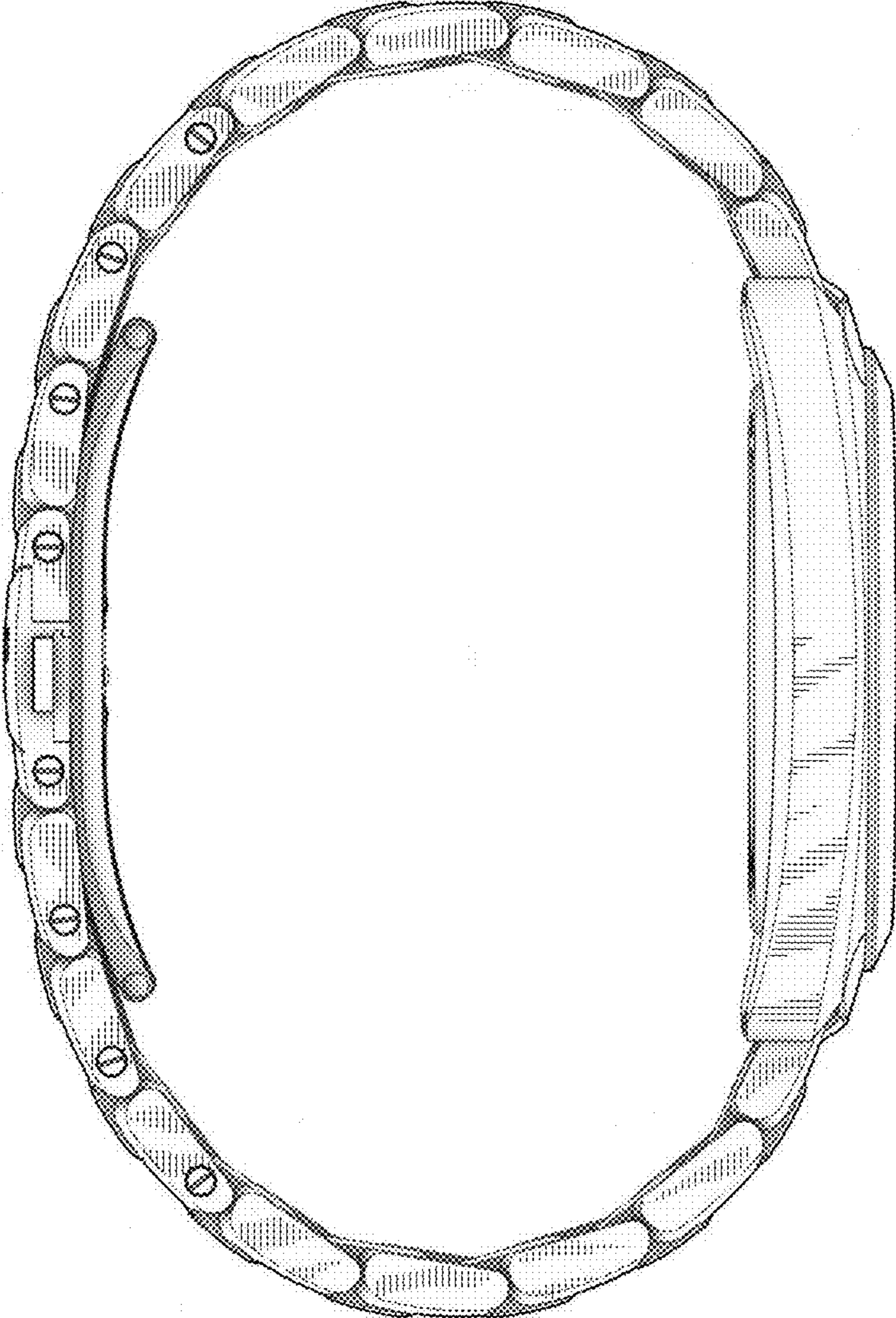


Fig.4

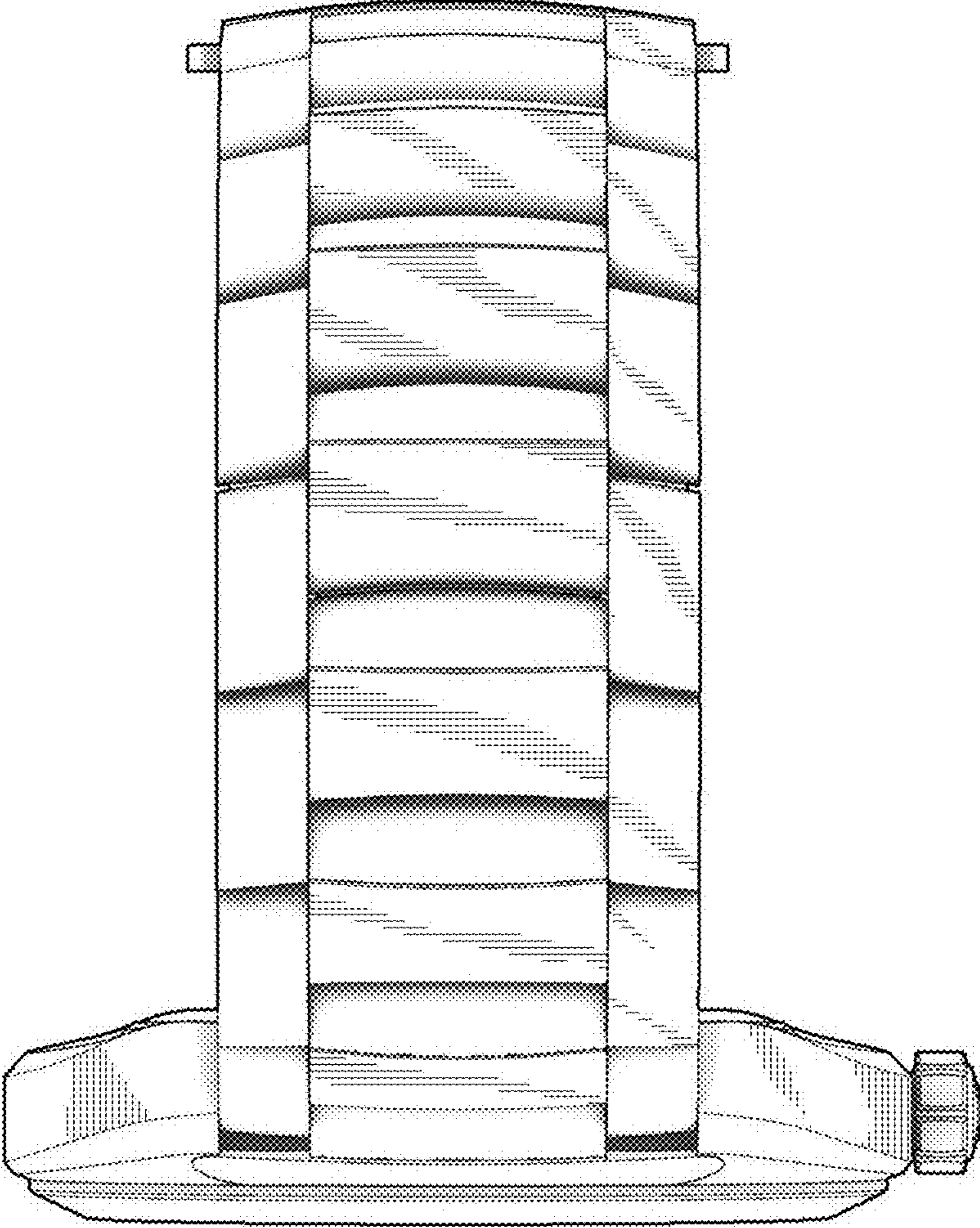


Fig.5

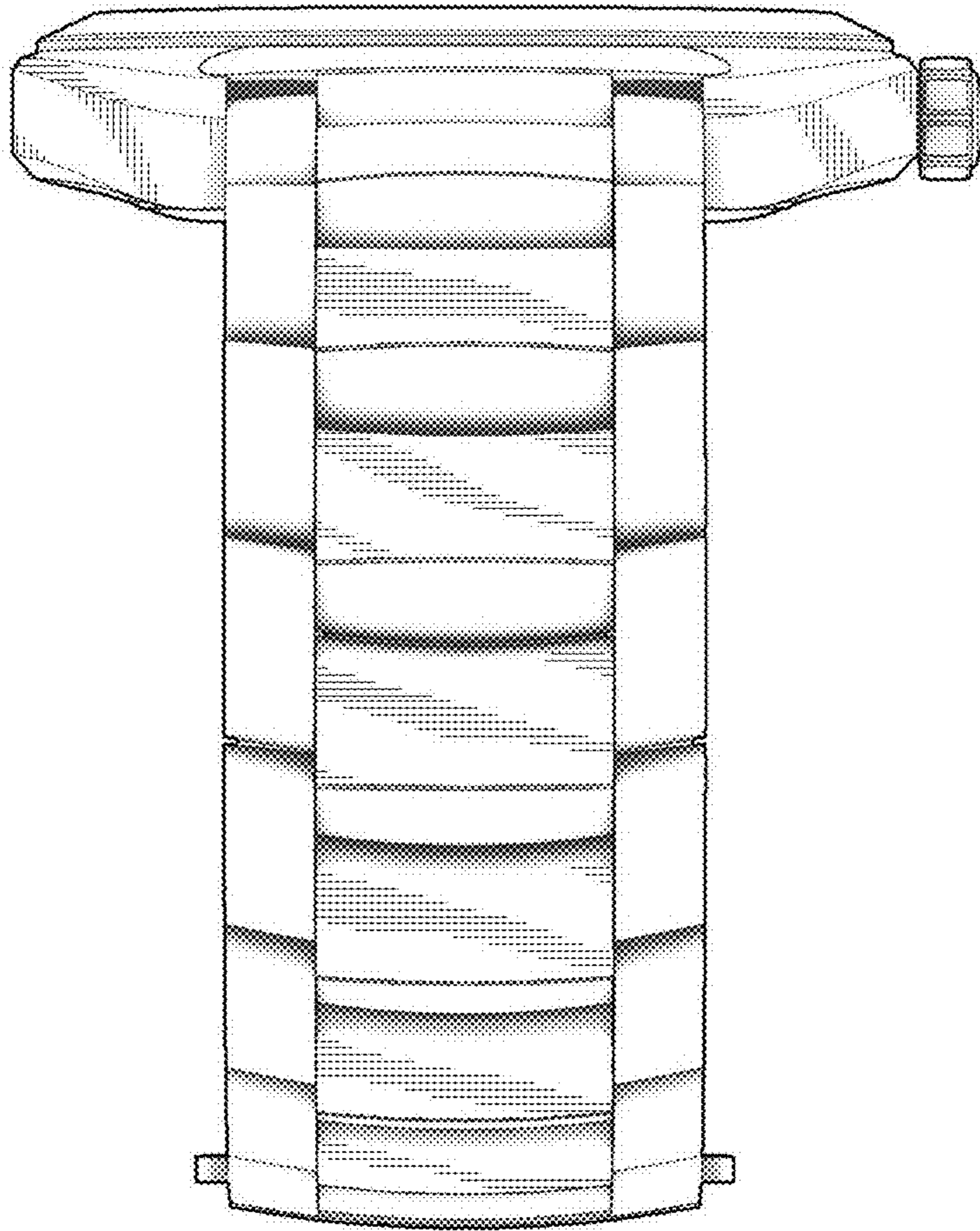


Fig.6





Fig.7