



US00D729074S

(12) **United States Design Patent**
Boulangéot

(10) **Patent No.:** **US D729,074 S**

(45) **Date of Patent:** **** May 12, 2015**

(54) **WATCH**

(56) **References Cited**

(71) Applicant: **Cartier Creation Studio SA**, Geneva
(CH)

U.S. PATENT DOCUMENTS

(72) Inventor: **Sophie Boulangéot**, Geneva (CH)

922,197 A *	5/1909	Sandoz	368/127
2,364,440 A *	12/1944	Hasselman et al.	368/276
6,200,019 B1 *	3/2001	Latini	368/289
D505,342 S *	5/2005	Hayek	D10/39
D565,426 S *	4/2008	Rabassa	D10/30
D568,180 S *	5/2008	Laucella	D10/39
D574,263 S *	8/2008	Loth	D10/38
D579,793 S *	11/2008	Hayek	D10/39
7,494,270 B2 *	2/2009	Hiranuma et al.	368/288
7,527,423 B2 *	5/2009	Ruchonnet et al.	368/127
D604,182 S *	11/2009	Berard	D10/38
D616,310 S *	5/2010	Loth	D10/32
D618,576 S *	6/2010	Duport et al.	D10/126
D620,826 S *	8/2010	Duport et al.	D10/126
D641,264 S *	7/2011	Garcia	D10/39
D667,748 S *	9/2012	Rabassa	D10/126
D698,688 S *	2/2014	Boulangéot	D10/126
2012/0257480 A1 *	10/2012	Girardbille et al.	368/80

(73) Assignee: **Cartier Creation Studio SA**, Geneva
(CH)

(**) Term: **14 Years**

(21) Appl. No.: **29/439,979**

(22) Filed: **Dec. 18, 2012**

(30) **Foreign Application Priority Data**

Jun. 27, 2012 (WO) DM/078 833

(51) **LOC (10) Cl.** **10-02**

(52) **U.S. Cl.**
USPC **D10/30**; D10/39; D10/124; D10/131

(58) **Field of Classification Search**
CPC G04B 3/04; G04B 3/043; G04B 17/28;
G04B 17/285; G04B 19/00; G04B 19/04;
G04B 19/24; G04B 37/00; G04B 37/10;
G04F 7/08
USPC D10/30-39, 122-132, 1-29; 368/10,
368/15, 21, 28, 62, 80, 88, 127, 223, 228,
368/276, 281, 288, 289, 306, 308

See application file for complete search history.

* cited by examiner

Primary Examiner — Martie K Holtje
(74) *Attorney, Agent, or Firm* — Krieg DeVault LLP

(57) **CLAIM**
The ornamental design for a watch, as shown and described.

DESCRIPTION

FIG. 1 is a top view of the watch of the present invention.
FIG. 2 is a bottom view of the watch of FIG. 1.
FIG. 3 is a front view of the watch of FIG. 1.
FIG. 4 is a rear view of the watch of FIG. 1.
FIG. 5 is a right-side view of the watch of FIG. 1.
FIG. 6 is a left-side view of the watch of FIG. 1; and,
FIG. 7 is top, left-side perspective view of the watch of FIG. 1.

1 Claim, 1 Drawing Sheet





Fig. 1

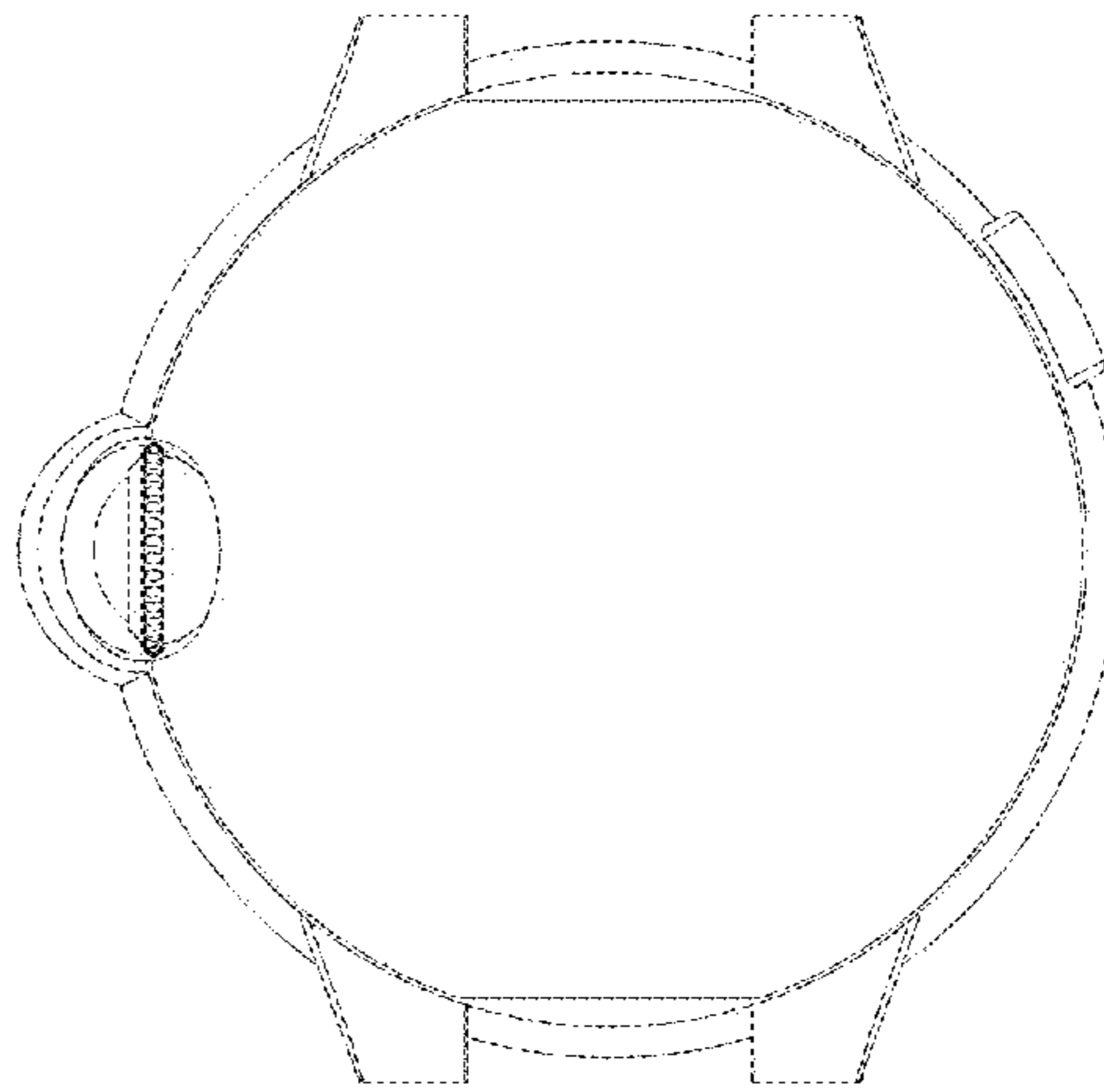


Fig. 2

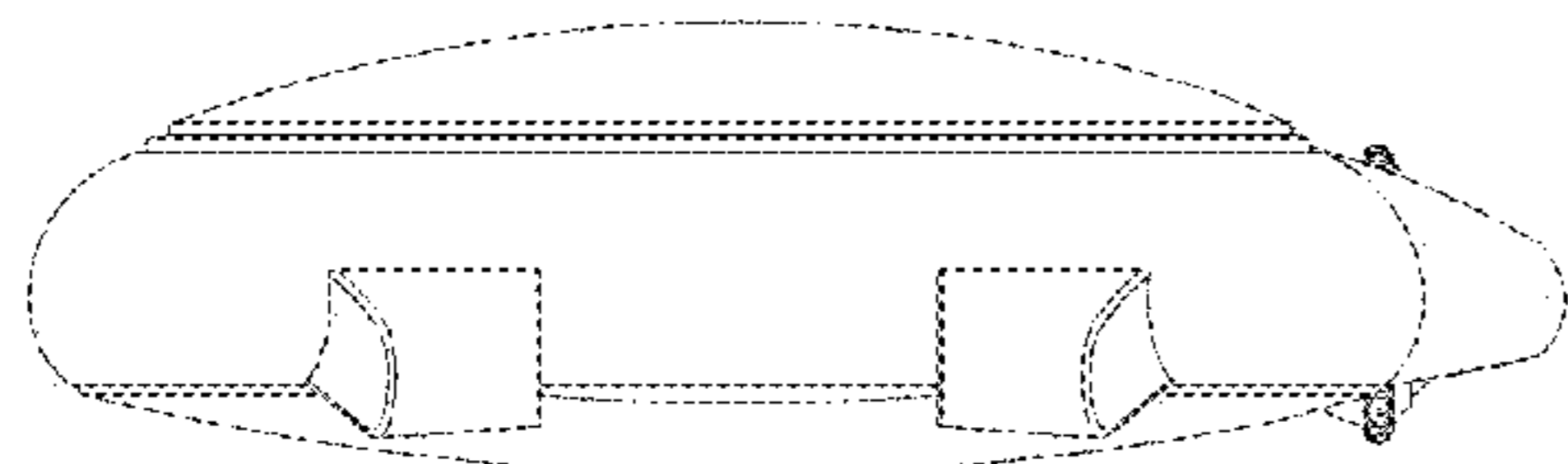


Fig. 3

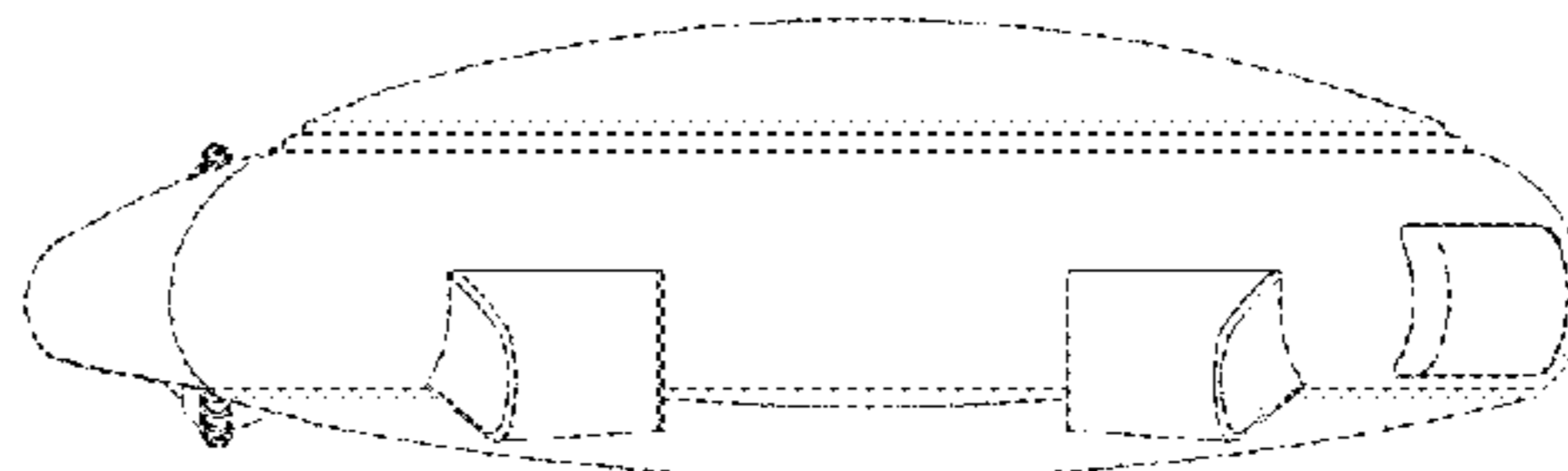


Fig. 4

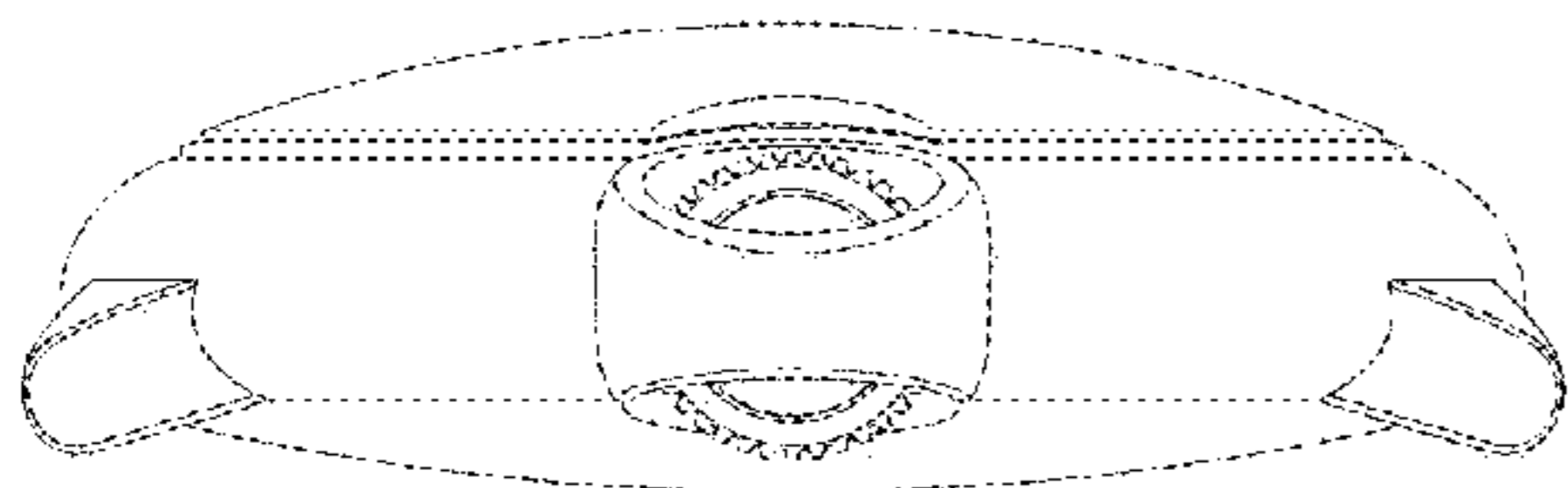


Fig. 5

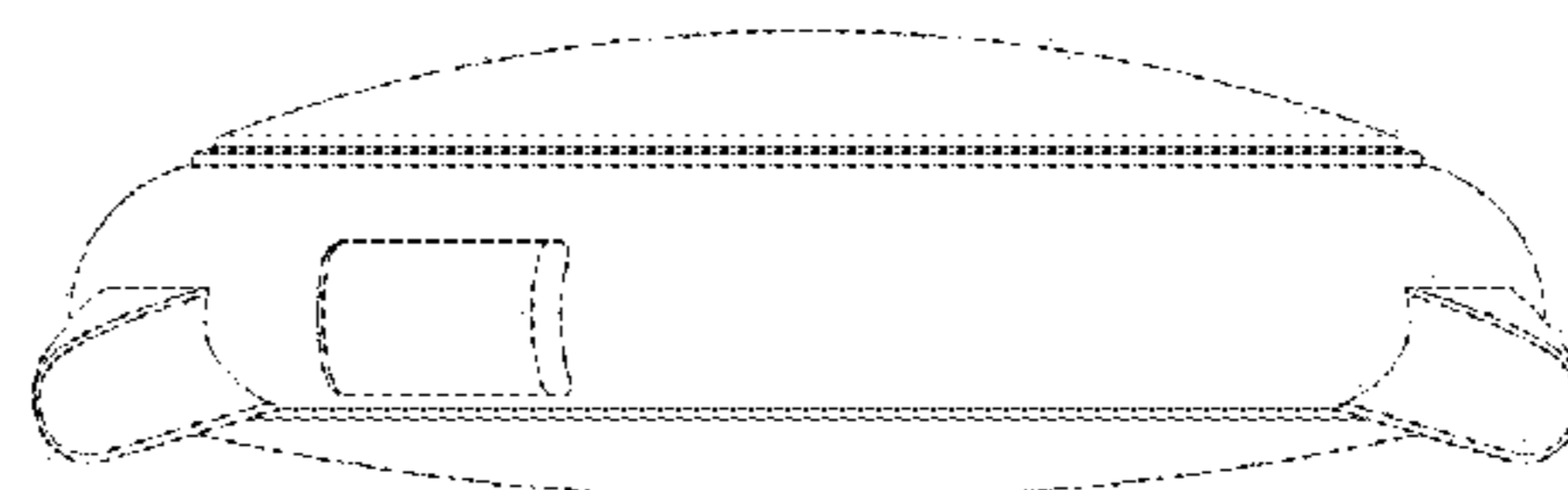


Fig. 6

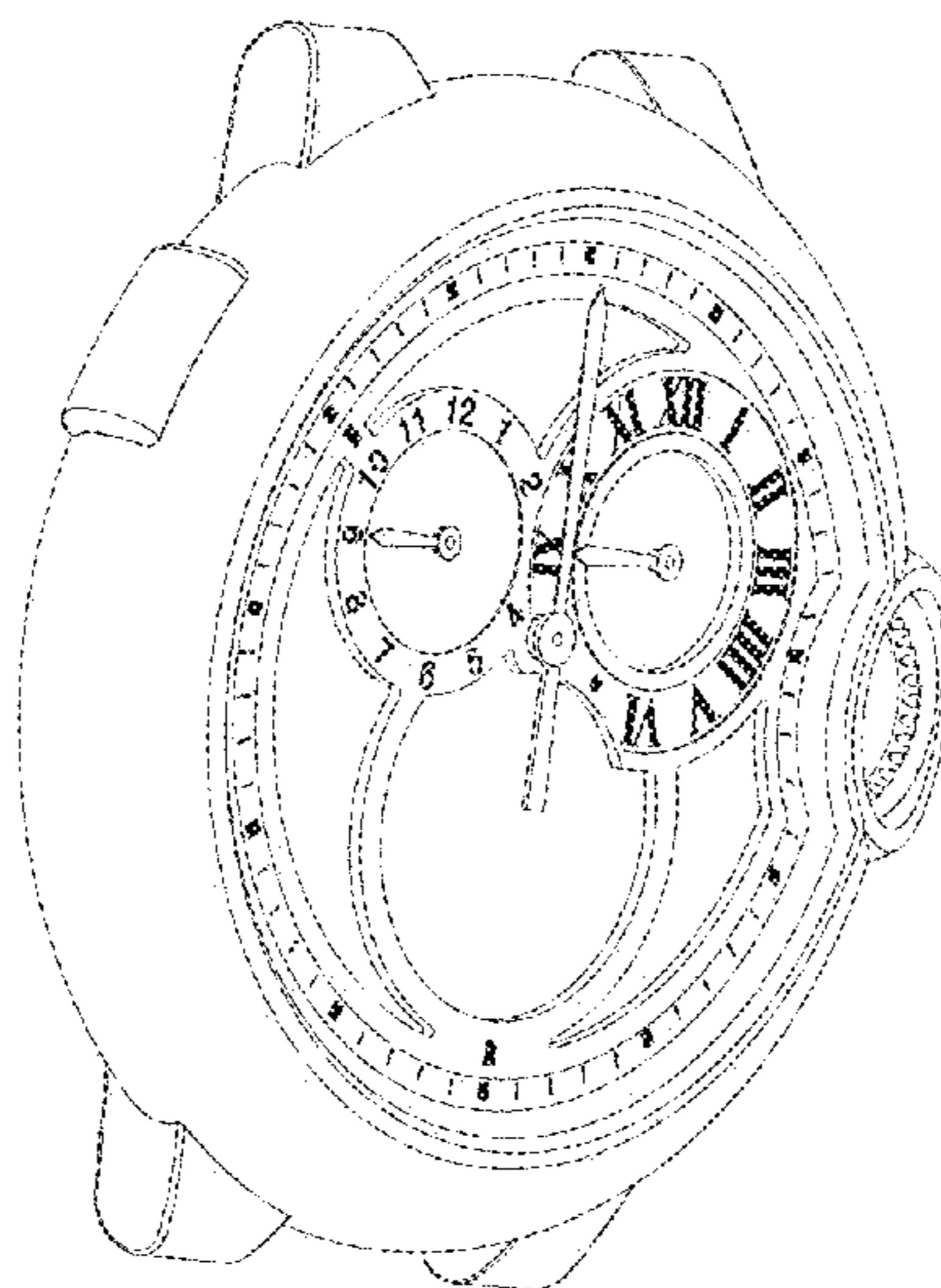


Fig. 7