



US00D729069S

(12) **United States Design Patent**
Ajichi et al.

(10) **Patent No.:** **US D729,069 S**
(45) **Date of Patent:** **** May 12, 2015**

(54) **PACKAGING BOX**

(71) Applicant: **Otsuka Pharmaceutical Co., Ltd.**,
Tokyo (JP)

(72) Inventors: **Mutsumi Ajichi**, Tokyo (JP); **Henry Ho**,
Tokyo (JP)

(73) Assignee: **Otsuka Pharmaceutical Co., Ltd.**,
Tokyo (JP)

(**) Term: **14 Years**

(21) Appl. No.: **29/461,033**

(22) Filed: **Jul. 17, 2013**

(30) **Foreign Application Priority Data**

Jan. 18, 2013 (JP) D2013-000835

(51) **LOC (10) Cl.** **09-01**

(52) **U.S. Cl.**
USPC **D9/629; D9/432**

(58) **Field of Classification Search**
USPC D9/600, 629, 652, 669, 414, 430-434,
D9/500-504, 516, 730, 734; 206/494, 457,
206/527, 540, 830; 215/400; 220/260, 890;
229/116.1, 116.2
See application file for complete search history.

(56) **References Cited**

U.S. PATENT DOCUMENTS

D285,657 S	9/1986	Poore	
D323,618 S *	2/1992	Arai et al.	D9/432
D428,335 S *	7/2000	Toyota et al.	D9/432
D449,525 S *	10/2001	Sturgess	D9/432
D568,170 S *	5/2008	Prini	D9/629
D581,263 S *	11/2008	Suyama et al.	D9/415
D588,910 S *	3/2009	Kim	D9/433
D644,537 S	9/2011	Hu	
D646,578 S	10/2011	Marais et al.	
D651,085 S *	12/2011	Frias	D9/629

D655,156 S *	3/2012	Schrimpf et al.	D9/432
D656,019 S *	3/2012	Norman et al.	D9/434
D661,985 S	6/2012	Macaulay et al.	
D680,864 S *	4/2013	Thompson et al.	D9/434
D680,865 S *	4/2013	Thompson et al.	D9/434
D683,216 S *	5/2013	Thompson et al.	D9/434

(Continued)

FOREIGN PATENT DOCUMENTS

JP	1349777 S	1/2009
JP	D1443701	6/2011

(Continued)

Primary Examiner — Sandra Morris

(74) *Attorney, Agent, or Firm* — Blakely Sokoloff Taylor & Zafman

(57) **CLAIM**

The ornamental design for a packaging box, as shown and described.

DESCRIPTION

The patent or application file contains at least one drawing executed in color. Copies of this patent or patent application publication with color drawing(s) will be provided by the Office upon request and payment of the necessary fee.

FIG. 1 is a front elevational view of a packaging box of the present invention.

FIG. 2 is a rear elevational view of the packaging box of FIG. 1.

FIG. 3 is a left side elevational view of the packaging box of FIG. 1.

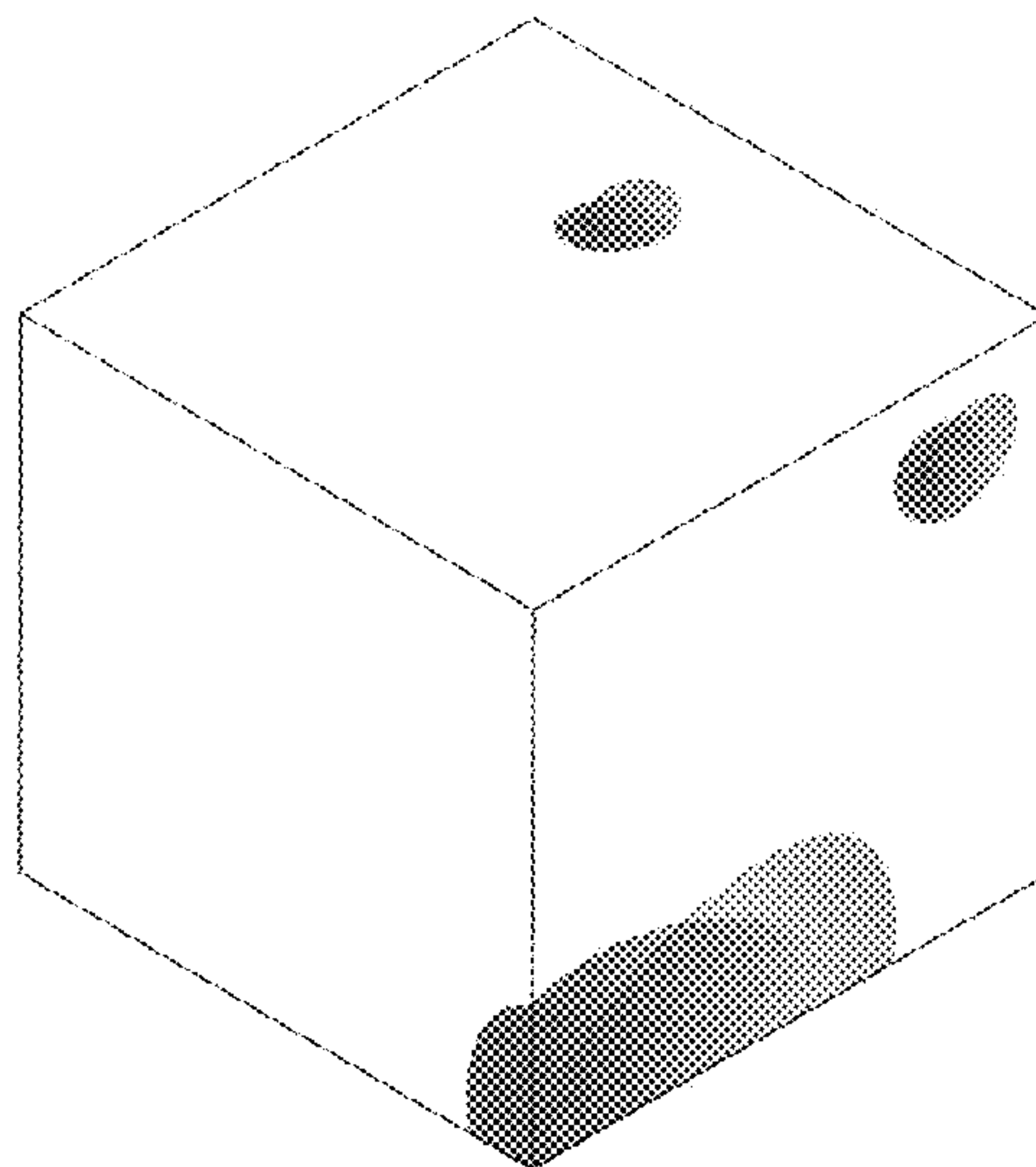
FIG. 4 is a right side elevational view of the packaging box of FIG. 1.

FIG. 5 is a top plan view of the packaging box of FIG. 1.

FIG. 6 is a bottom plan view of the packaging box of FIG. 1; and,

FIG. 7 is a perspective view of the packaging box of FIG. 1.

1 Claim, 7 Drawing Sheets
(4 of 7 Drawing Sheet(s) Filed in Color)



(56)

References Cited

FOREIGN PATENT DOCUMENTS

U.S. PATENT DOCUMENTS

D683,217 S * 5/2013 Thompson et al. D9/434
D683,218 S * 5/2013 Thompson et al. D9/434
D686,067 S * 7/2013 Macaulay et al. D9/434

TW D126213 12/2008
TW D140786 6/2011

* cited by examiner




FIG. 1




FIG. 2




FIG. 3




FIG. 4




FIG. 5




FIG. 6

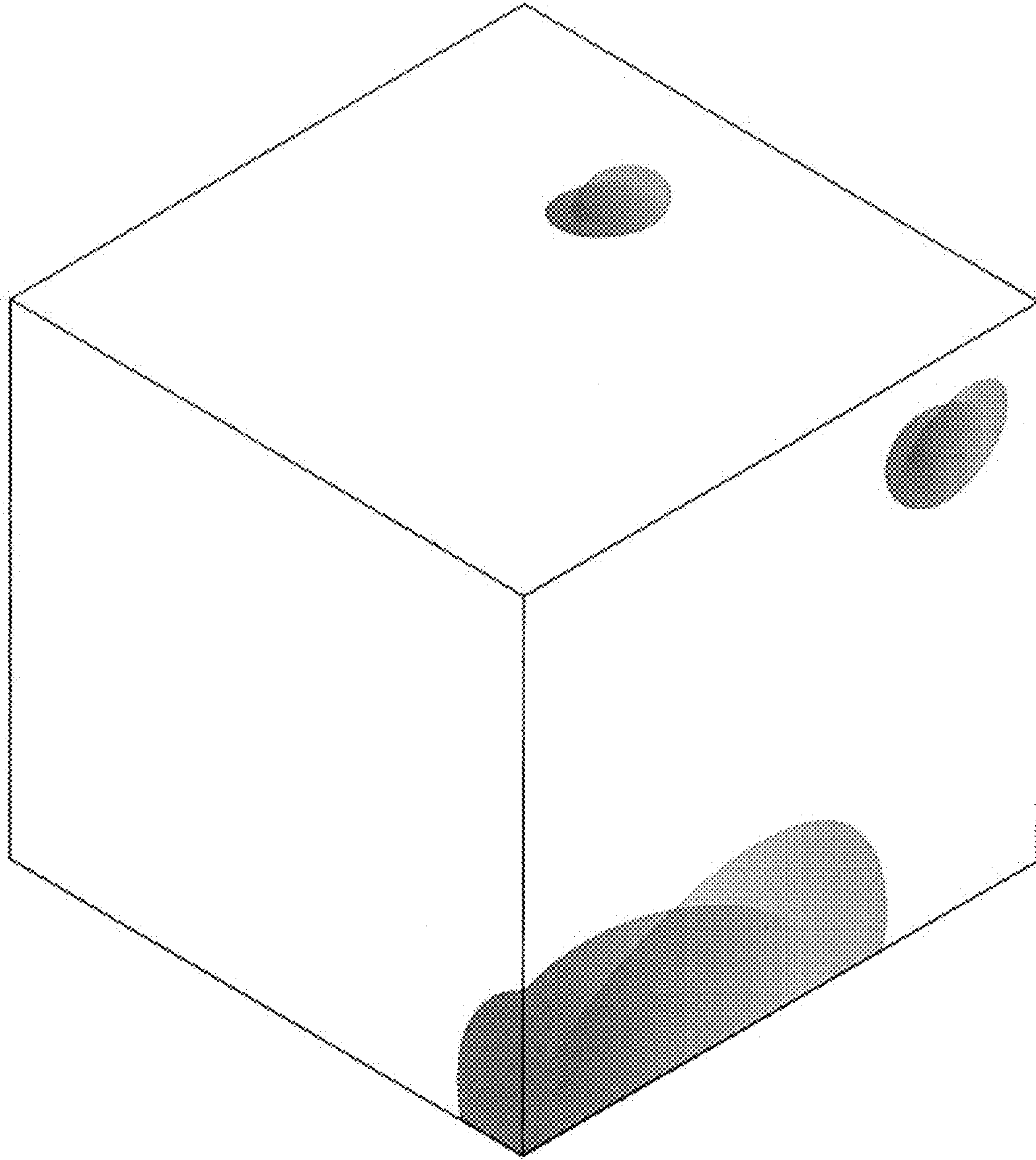


FIG. 7