



US00D729066S

(12) **United States Design Patent**
Behar et al.

(10) **Patent No.:** **US D729,066 S**
(45) **Date of Patent:** **** May 12, 2015**

(54) **CONTAINER**

(75) Inventors: **Yves Behar**, San Francisco, CA (US);
Josh Morenstein, San Francisco, CA
(US); **Noah Murphy-Reinhertz**, San
Francisco, CA (US)

(73) Assignee: **Beiersdorf AG**, Hamburg (DE)

(**) Term: **14 Years**

(21) Appl. No.: **29/427,580**

(22) Filed: **Jul. 19, 2012**

(30) **Foreign Application Priority Data**

Jan. 19, 2012 (EM) 1977836-0005

(51) **LOC (10) Cl.** **09-01**

(52) **U.S. Cl.**
USPC **D9/529**; D9/449; D9/549; D9/575

(58) **Field of Classification Search**
CPC B65D 1/00; B65D 1/02; B65D 1/0223;
B65D 1/0246; B65D 41/00; B65D 41/02;
B65D 41/04; B65D 43/00; B65D 43/14;
B65D 43/16; B65D 43/161; B65D 43/163;
B65D 43/169; B65D 2501/00; B65D
2501/0009
USPC D9/434-435, 446-447, 449, 454, 516,
D9/529, 530, 537, 539, 549, 558, 575, 682,
D9/686, 688-691; 215/235, 237, 316, 329,
215/379, 281-282; 220/288, 291, 375, 660,
220/669, 671, 675; 222/556

See application file for complete search history.

(56) **References Cited**

U.S. PATENT DOCUMENTS

D256,094 S * 7/1980 Friso D9/558
D324,339 S * 3/1992 Yeazell et al. D9/539
D346,963 S * 5/1994 Crawford D9/550
D353,326 S * 12/1994 Abfier et al. D9/574

D361,271 S * 8/1995 Goldstein et al. D9/572
D369,742 S * 5/1996 Brookshire et al. D9/686
D398,852 S * 9/1998 Gross D9/453
D406,062 S * 2/1999 Brewer D9/520
D428,344 S * 7/2000 Preston D9/558
D434,657 S * 12/2000 Goettner et al. D9/447
D434,670 S * 12/2000 Bernard D9/545
D453,252 S * 1/2002 Lin D34/9
D483,676 S * 12/2003 Lee D9/520

(Continued)

FOREIGN PATENT DOCUMENTS

WO DM/079027 * 7/2012

Primary Examiner — Ian Simmons

Assistant Examiner — Dana L Meyrow

(74) *Attorney, Agent, or Firm* — Dentons US LLP

(57) **CLAIM**

We claim the ornamental design for a container, as shown and described.

DESCRIPTION

FIG. 1 provides a perspective view of a container in accordance with the present disclosure.

FIG. 2 provides a back view of a container in accordance with the present disclosure.

FIG. 3 provides a bottom view of a container in accordance with the present disclosure.

FIG. 4 provides a front view of a container in accordance with the present disclosure.

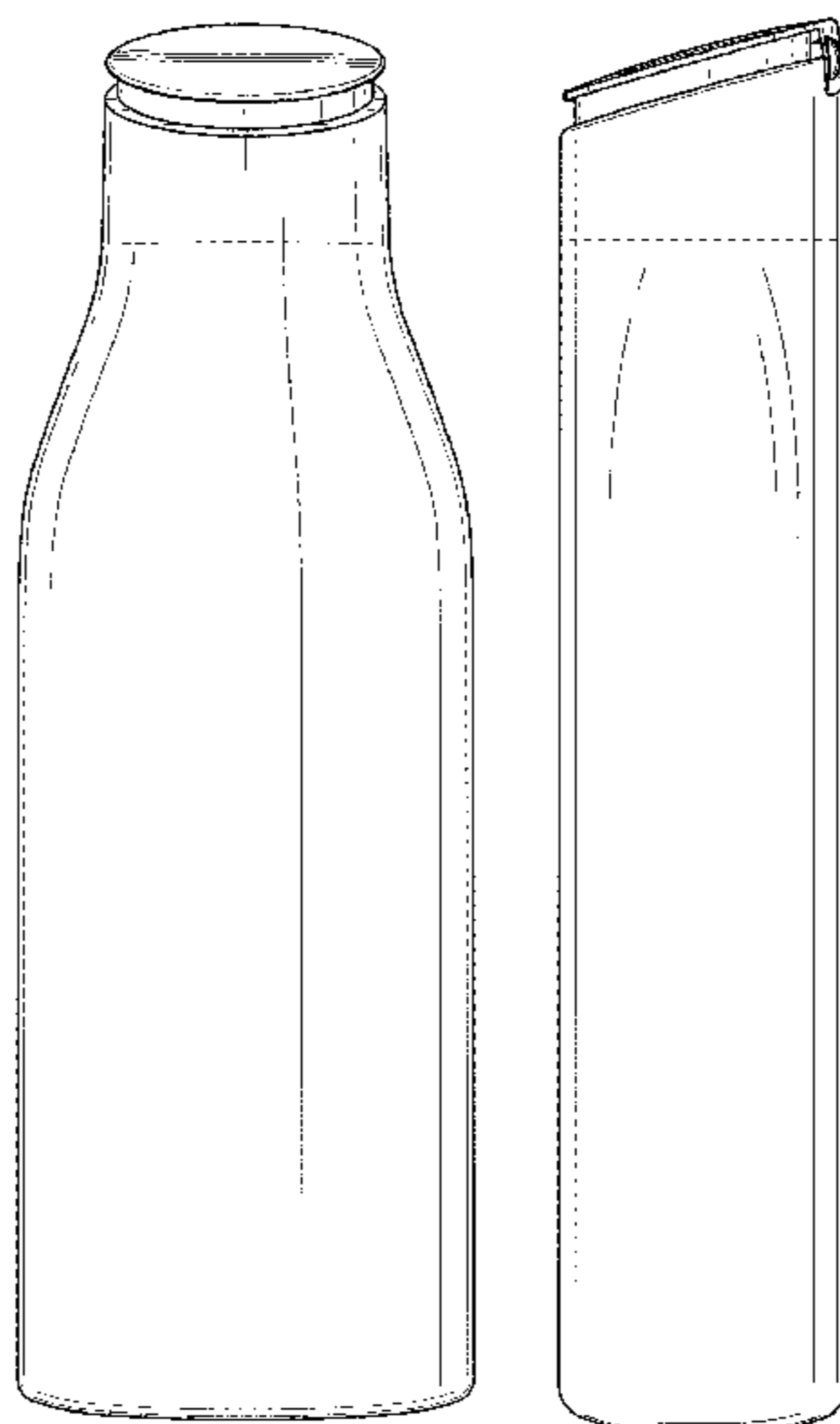
FIG. 5 provides a left view of a container in accordance with the present disclosure.

FIG. 6 provides a right view of a container in accordance with the present disclosure; and,

FIG. 7 provides a top view of a container in accordance with the present disclosure.

The broken lines are included for purposes of illustrating a portion of the container that forms no part of the claimed design.

1 Claim, 7 Drawing Sheets



(56)

References Cited

U.S. PATENT DOCUMENTS

D530,618 S *	10/2006	Estabrook et al.	D9/551	D639,675 S *	6/2011	Cohen et al.	D9/693
D578,005 S *	10/2008	Shurtleff et al.	D9/529	D646,976 S *	10/2011	Lovegrove	D9/529
D589,350 S *	3/2009	Moriya	D9/529	D652,306 S *	1/2012	Drake et al.	D9/529
D601,893 S *	10/2009	Shurtleff et al.	D9/446	D653,556 S *	2/2012	Arcos Bellvehi	D9/575
D628,885 S *	12/2010	Hale et al.	D9/449	D659,008 S *	5/2012	Gately et al.	D9/565
D632,572 S *	2/2011	Jebb et al.	D9/449	D679,184 S *	4/2013	Fedewa et al.	D9/449
D632,963 S *	2/2011	Hale et al.	D9/529	D694,121 S *	11/2013	Park	D9/682
				D696,139 S *	12/2013	Park et al.	D9/667
				D708,524 S *	7/2014	White et al.	D9/504
				D710,211 S *	8/2014	Behar et al.	D9/688

* cited by examiner

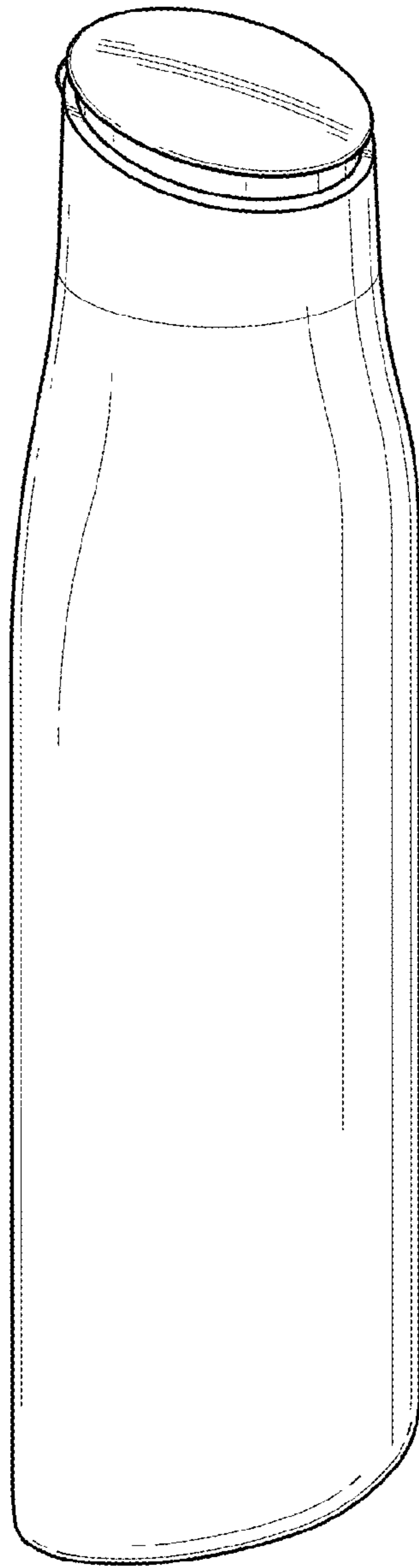


FIG. 1

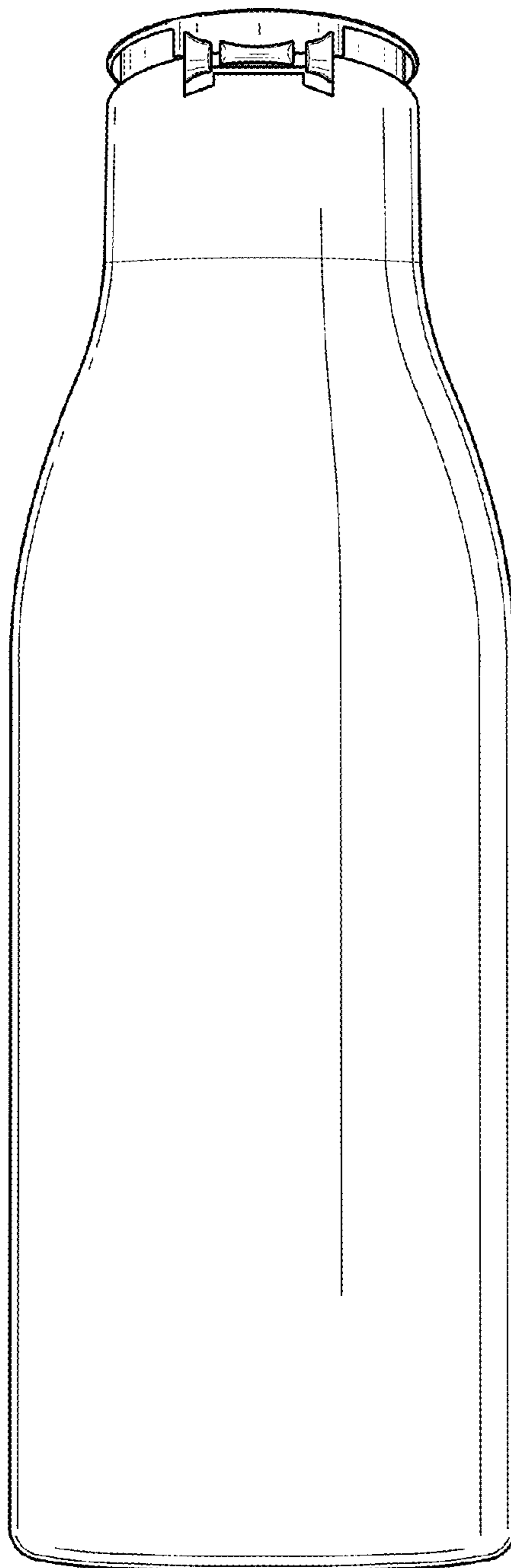


FIG. 2

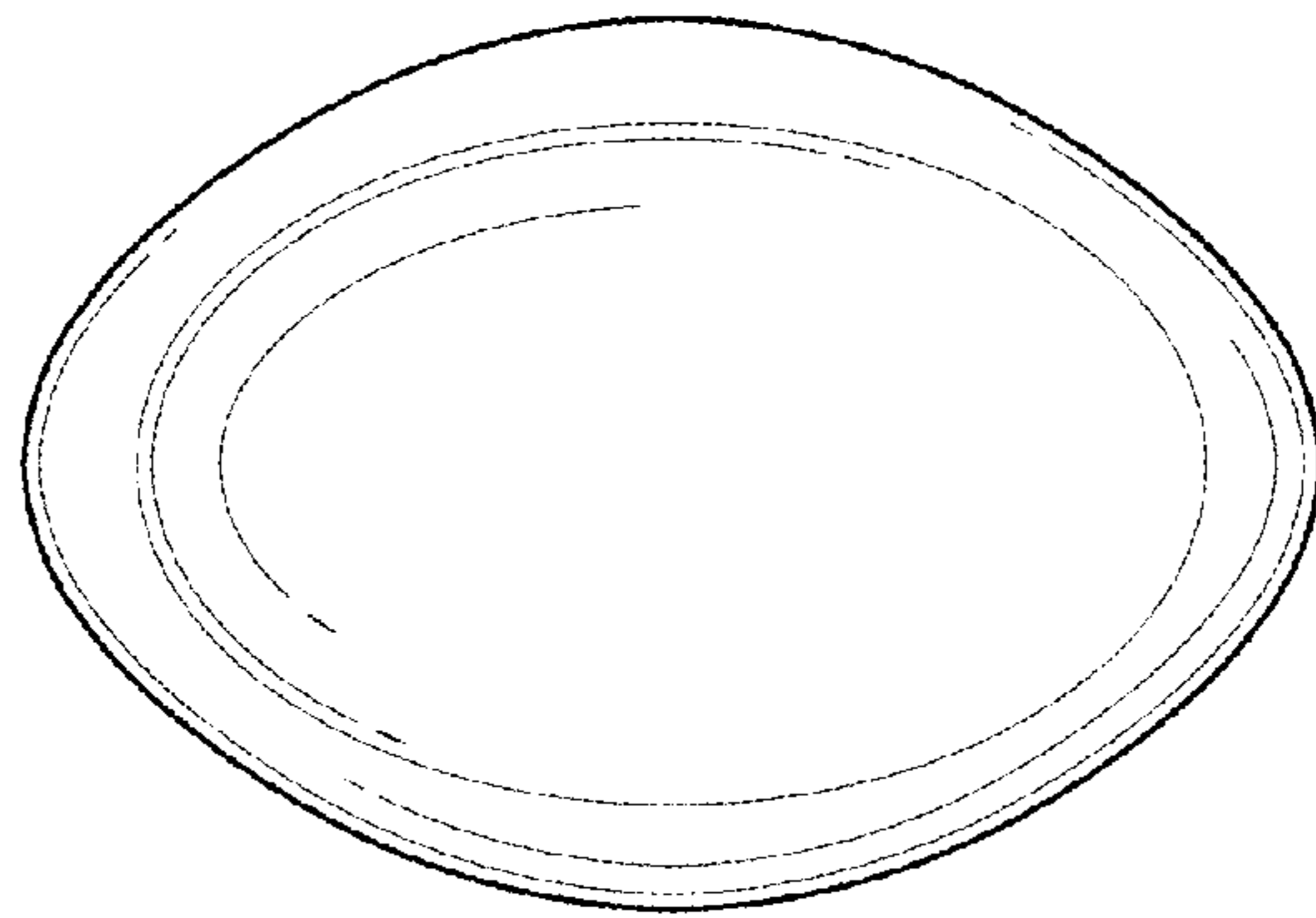


FIG. 3

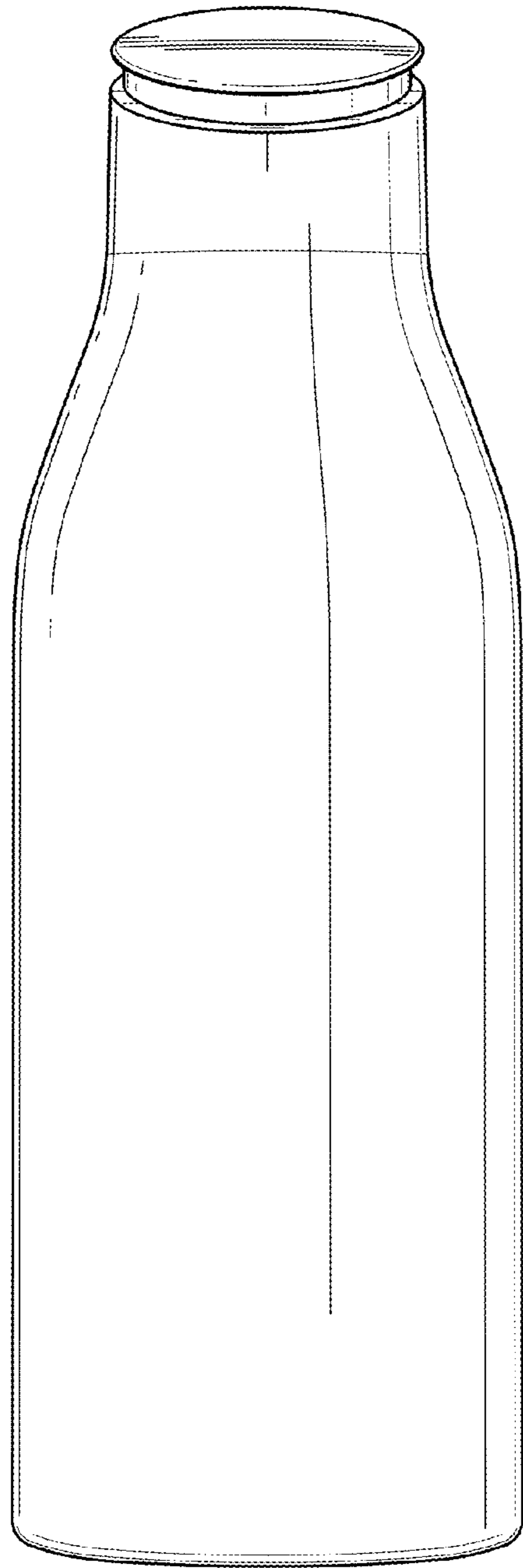


FIG. 4




FIG. 5




FIG. 6

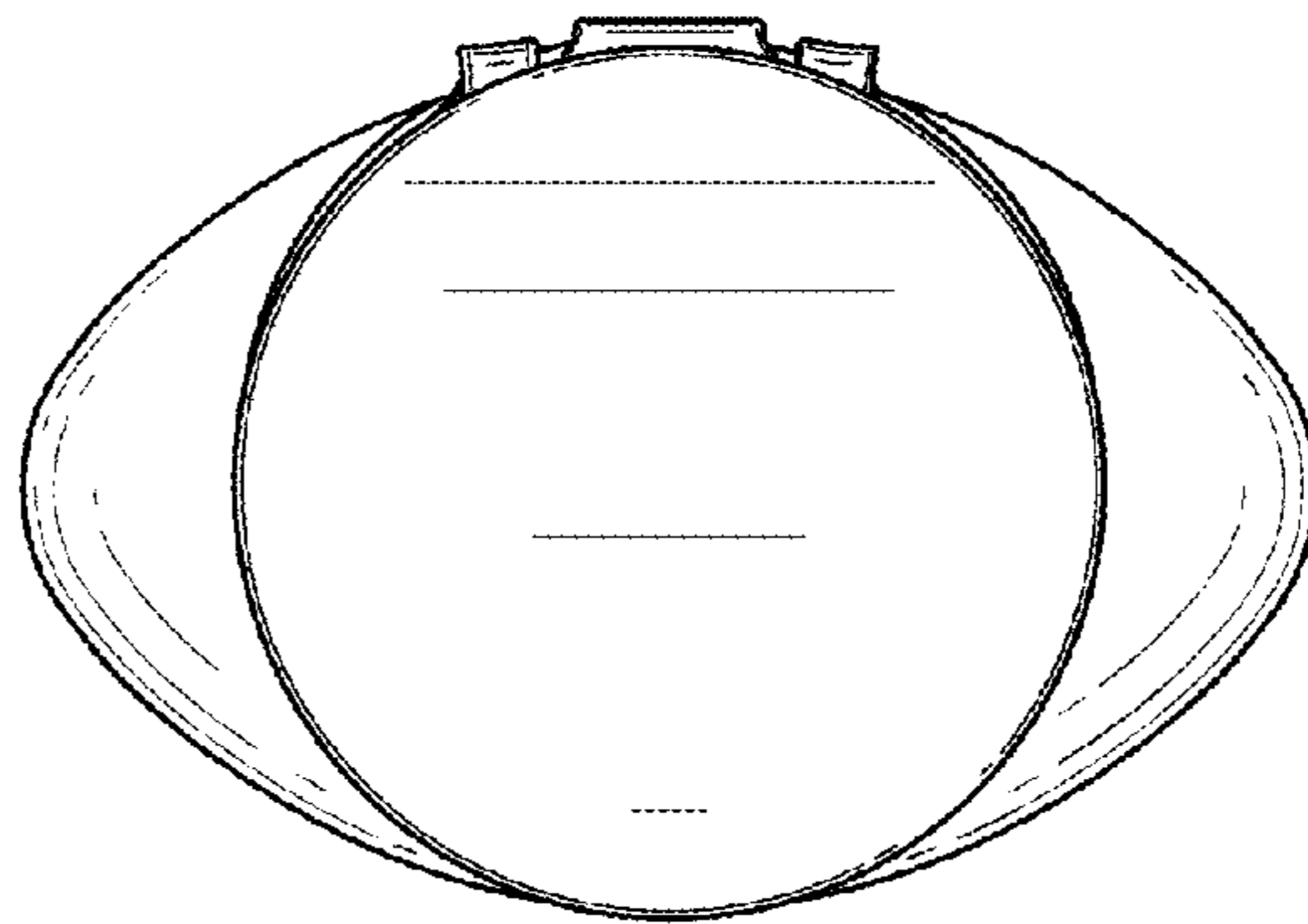


FIG. 7