



US00D729061S

(12) **United States Design Patent**  
**Rotonda**

(10) **Patent No.:** **US D729,061 S**

(45) **Date of Patent:** **\*\* May 12, 2015**

(54) **MIRROR PACKAGE**

(71) Applicant: **Gentex Corporation**, Zeeland, MI (US)

(72) Inventor: **Joseph D. Rotonda**, Grand Haven, MI (US)

(73) Assignee: **Gentex Corporation**, Zeeland, MI (US)

(\*\*) Term: **14 Years**

(21) Appl. No.: **29/486,307**

(22) Filed: **Mar. 28, 2014**

(51) **LOC (10) Cl.** ..... **09-03**

(52) **U.S. Cl.**  
USPC ..... **D9/432**

(58) **Field of Classification Search**  
CPC ..... B65D 5/00; B65D 5/0015; B65D 5/0045;  
B65D 5/18; B65D 5/40; B65D 5/2033;  
B65D 1/22; B65D 1/225; B65D 1/24; B65D  
1/34; B65D 1/38  
USPC ..... D9/414-434, 444-445, 456, 519, 529,  
D9/560, 574, 711, 715, 718, 748; D7/601,  
D7/602, 538, 540, 550.1, 552.1, 554.3,  
D7/554.4; D3/203.5, 202, 207, 210  
See application file for complete search history.

(56) **References Cited**

**U.S. PATENT DOCUMENTS**

D120,151 S \* 4/1940 Tobey ..... D9/432  
RE25,050 E \* 10/1961 Hamilton ..... 206/510

D192,888 S \* 5/1962 Levkoff ..... D9/424  
3,194,472 A \* 7/1965 Crane ..... 220/561  
D265,630 S \* 8/1982 Wahlberg et al. .... D9/456  
D307,109 S \* 4/1990 Dasher et al. .... D9/418  
D399,741 S \* 10/1998 Sheffer ..... D9/432  
D441,644 S \* 5/2001 Pero et al. .... D9/456  
D461,126 S \* 8/2002 Decello et al. .... D9/432  
D578,883 S \* 10/2008 Kisch ..... D9/432  
D598,285 S \* 8/2009 Mittelstaedt ..... D9/456  
D633,296 S \* 3/2011 Potts et al. .... D3/305  
D664,034 S \* 7/2012 Goto et al. .... D9/431

\* cited by examiner

*Primary Examiner* — Susan Bennett Hattan

*Assistant Examiner* — Vy Koenig

(74) *Attorney, Agent, or Firm* — Price Heneveld LLP; Scott P. Ryan

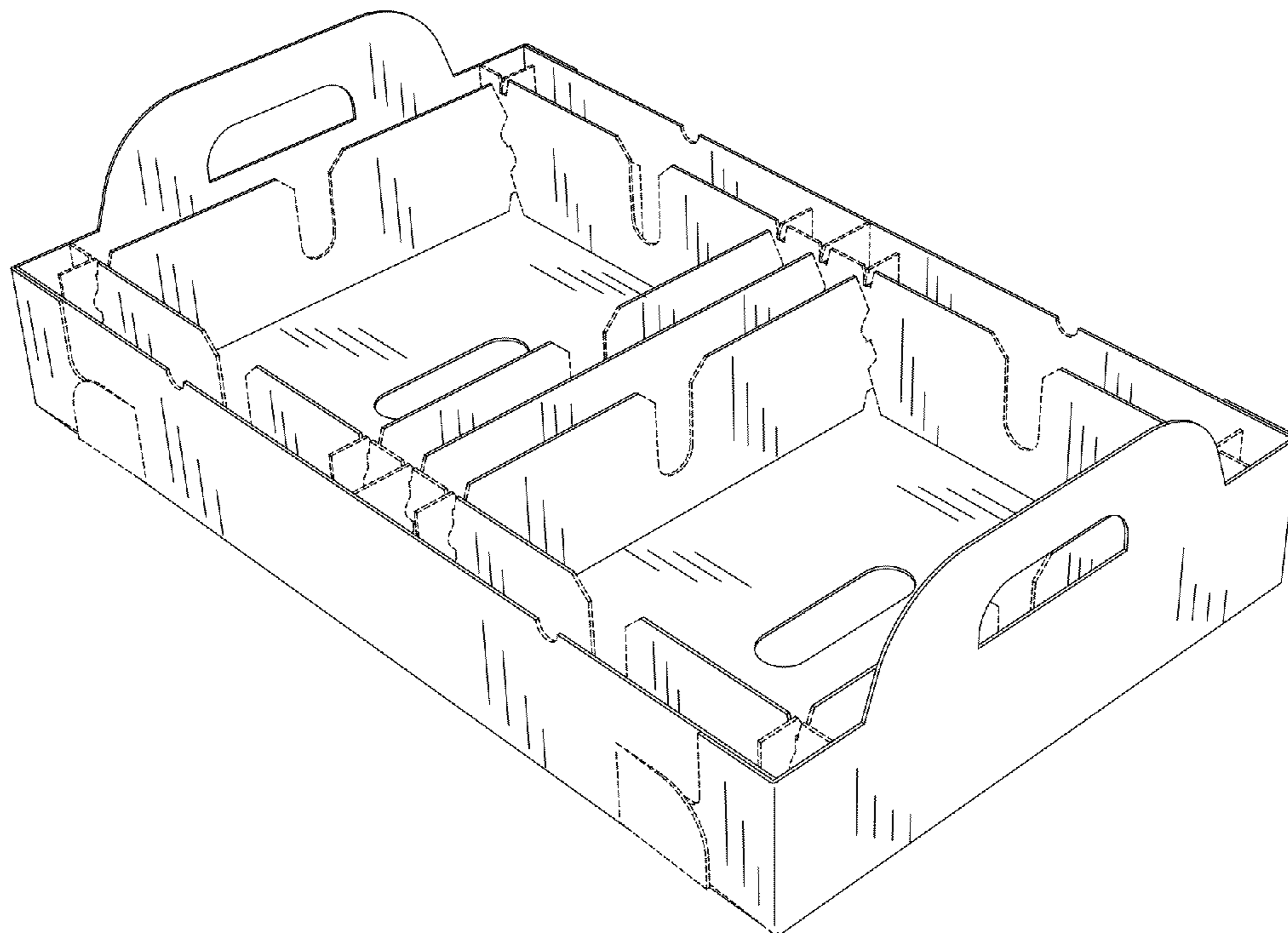
(57) **CLAIM**

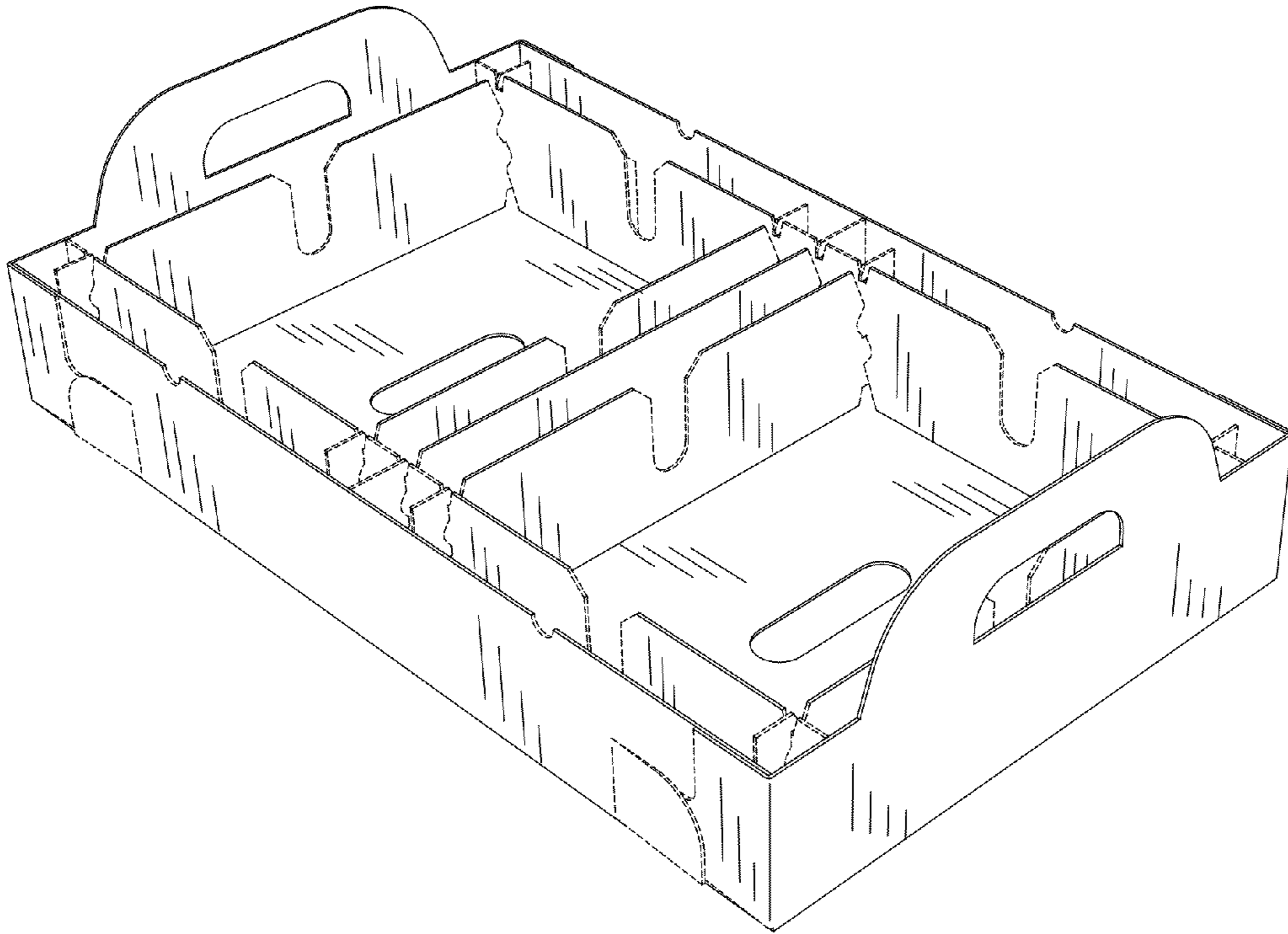
I claim the ornamental design for a mirror package, as shown and described.

**DESCRIPTION**

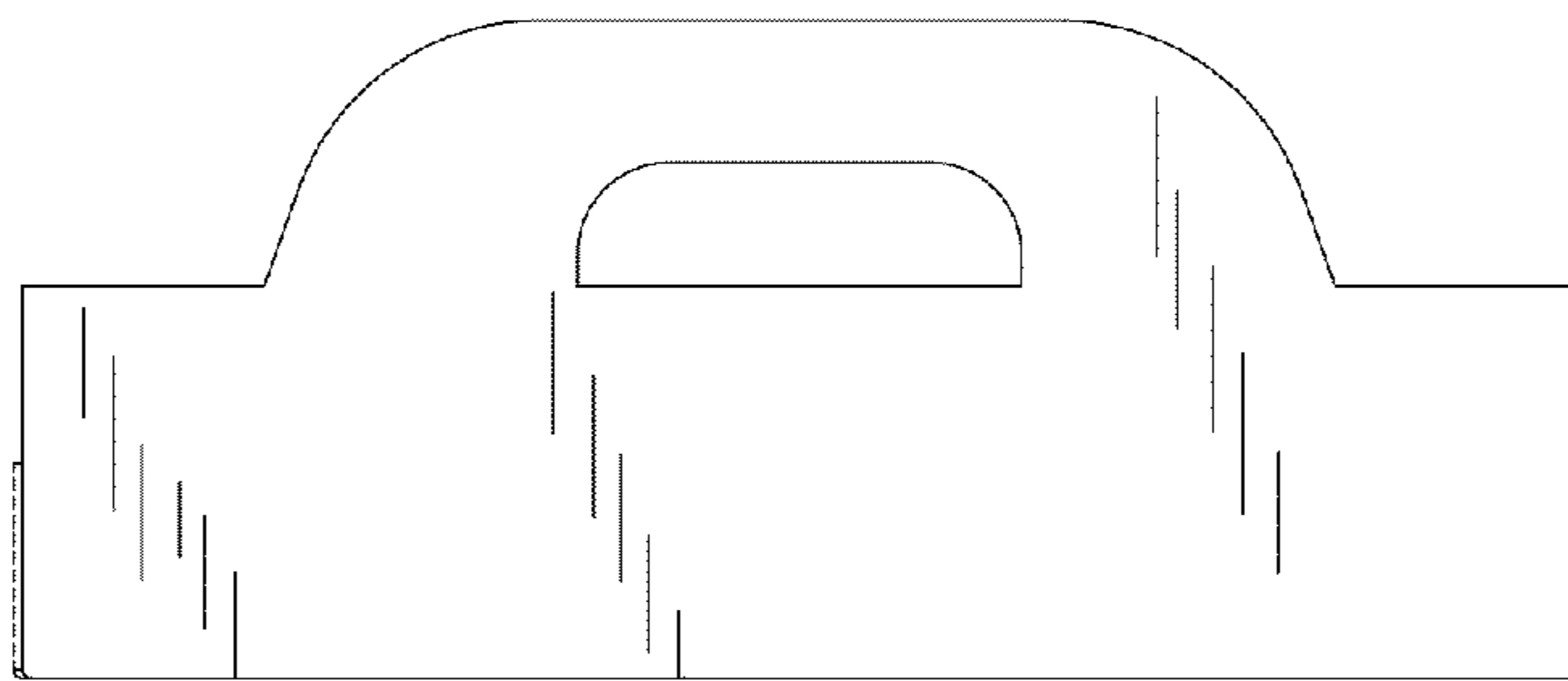
FIG. 1 is a top perspective view of a mirror package of the present disclosure;  
FIG. 2 is a short side elevational view of the mirror package of FIG. 1;  
FIG. 3 is a long side elevational view of the mirror package of FIG. 1;  
FIG. 4 is a top plan view of the mirror package of FIG. 1; and,  
FIG. 5 is a bottom plan view of the mirror package of FIG. 1.  
The broken lines in the drawings depict portions of the mirror package that form no part of the claimed design.

**1 Claim, 2 Drawing Sheets**

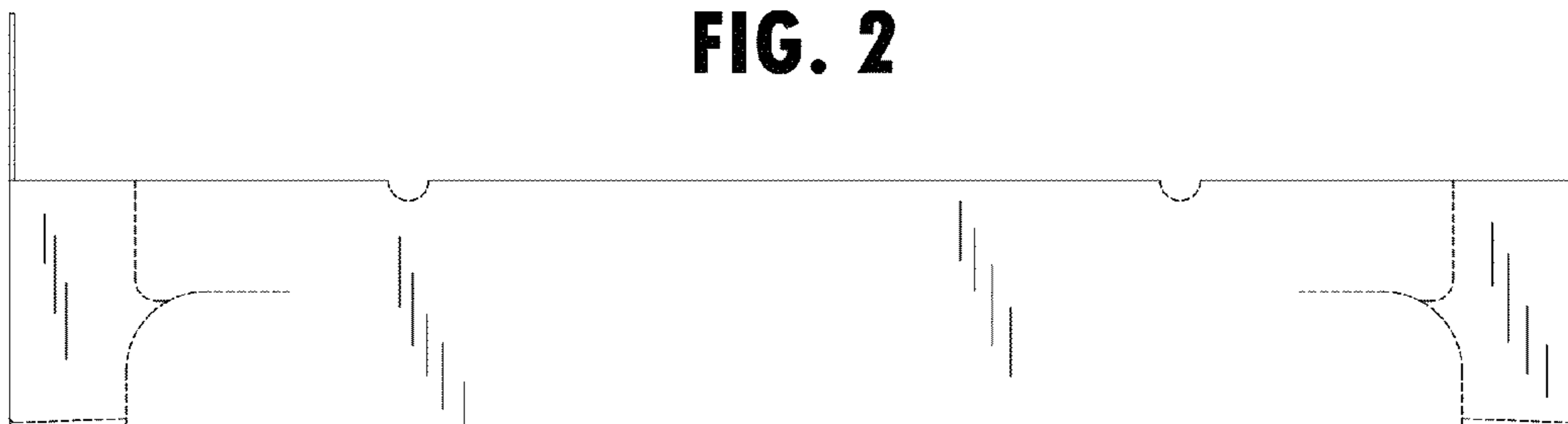




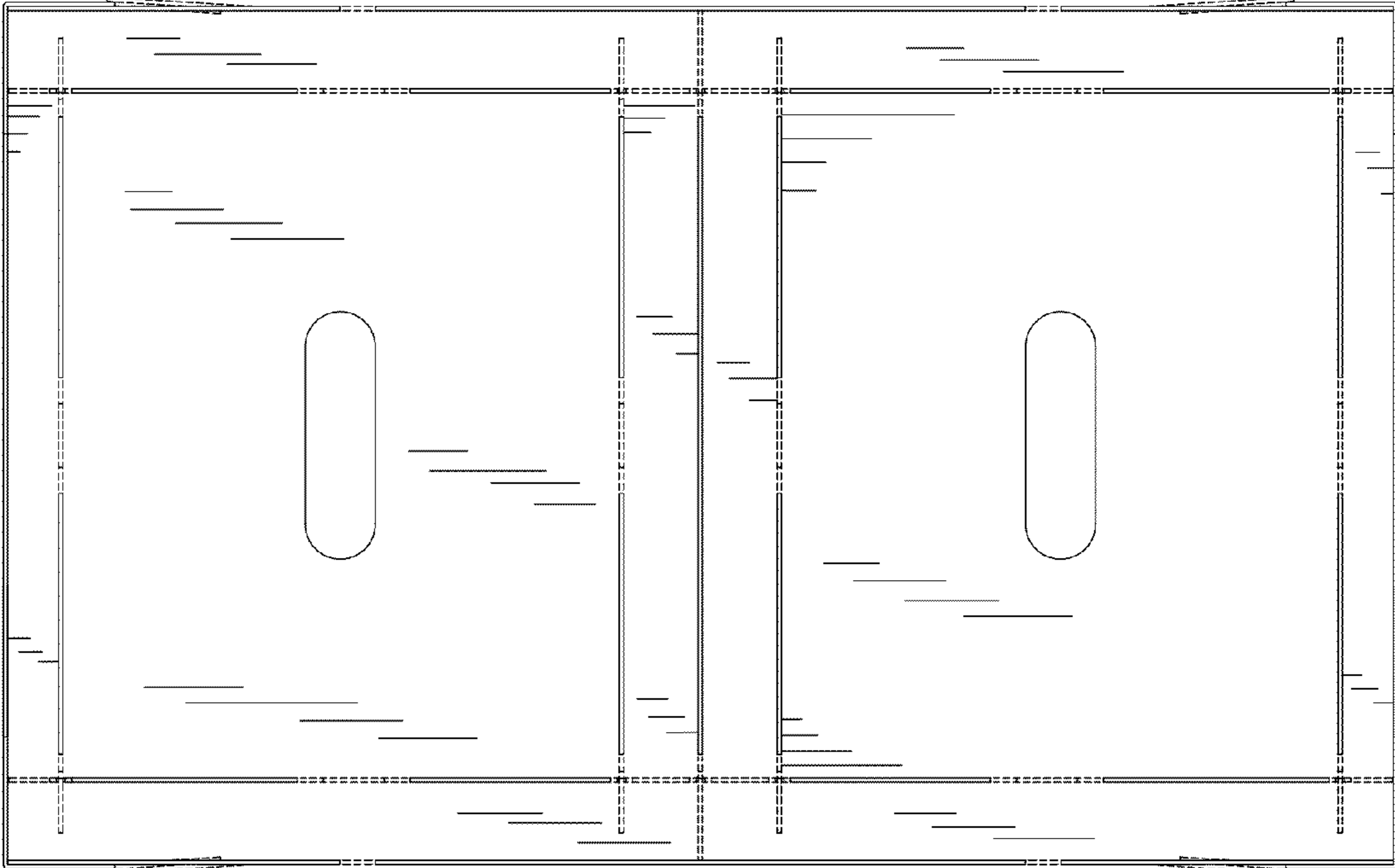
**FIG. 1**



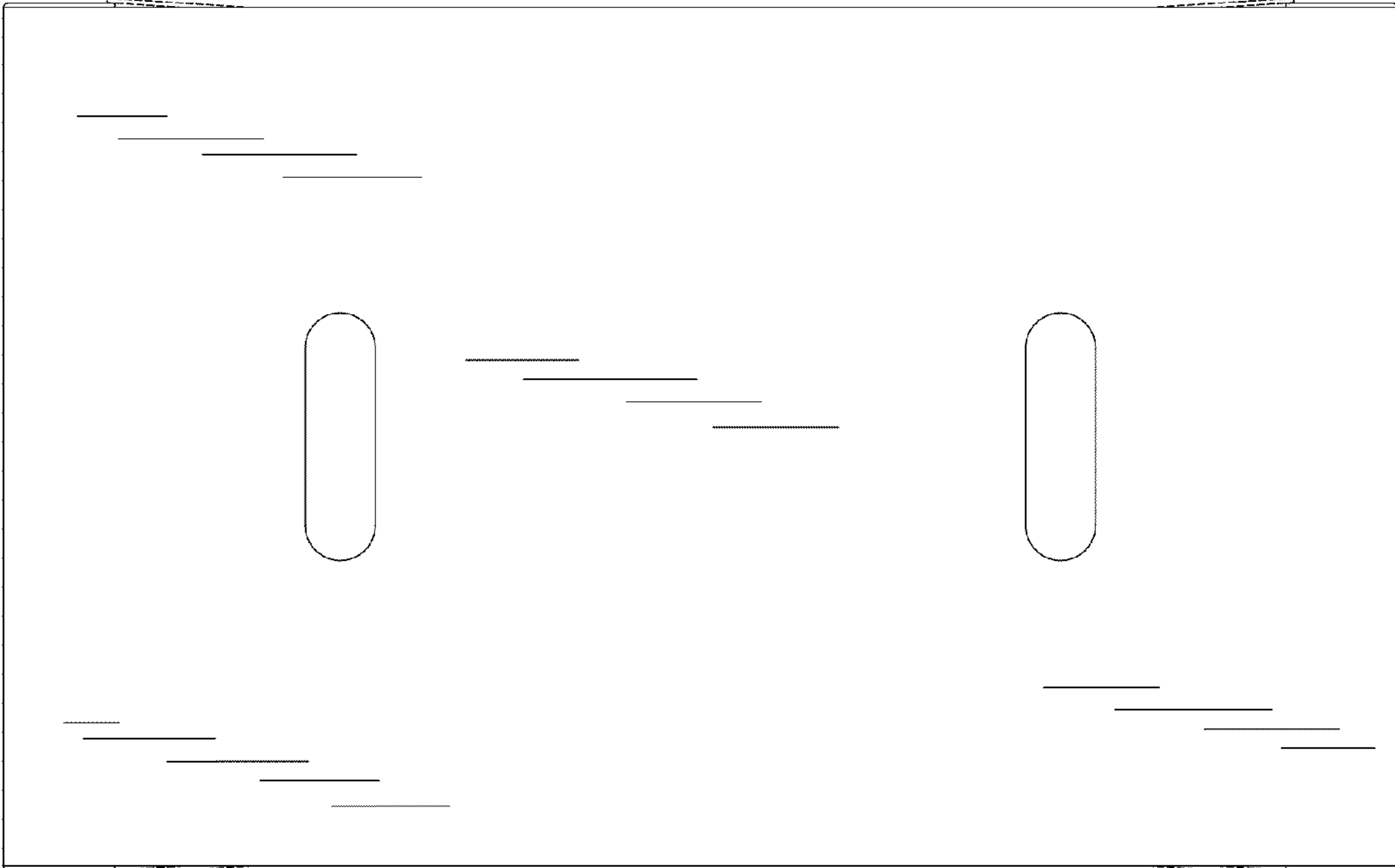
**FIG. 2**



**FIG. 3**



**FIG. 4**



**FIG. 5**