



US00D729057S

(12) **United States Design Patent**
She et al.

(10) **Patent No.:** **US D729,057 S**

(45) **Date of Patent:** **** May 12, 2015**

(54) **PACKAGE FOR CONSUMABLE PRODUCT**

(71) Applicant: **WM. Wrigley Jr. Company**, Chicago, IL (US)

(72) Inventors: **Sarah She**, Guangzhou (CN); **Lou Massari**, Bethal Park, PA (US); **Tawfik Sharkasi**, Chicago, IL (US)

(73) Assignee: **WM. Wrigley Jr. Company**, Chicago, IL (US)

(**) Term: **14 Years**

(21) Appl. No.: **29/483,280**

(22) Filed: **Feb. 27, 2014**

(30) **Foreign Application Priority Data**

Aug. 30, 2013 (CN) ZL2013 3 0418365

(51) **LOC (10) Cl.** **09-03**

(52) **U.S. Cl.**
USPC **D9/420**

(58) **Field of Classification Search**

CPC B65D 5/5425; B65D 71/0085; B65D 75/5838; B65D 75/68; B65D 77/02; B65D 5/2057; B65D 5/4204; B65D 17/506; B65D 2543/00046; B65D 2543/00296; B65D 51/18
USPC D9/414, 415, 416, 418, 419, 420, 421, D9/422, 423, 424, 425, 429, 432, 433, 572, D9/569, 567, 761, 711, 713; 229/87.07, 229/87.5, 92.7, 71, 76, 226; 206/63.5, 800
See application file for complete search history.

(56) **References Cited**

U.S. PATENT DOCUMENTS

D336,038 S * 6/1993 Skarin D9/422
D479,464 S * 9/2003 Kopecky D9/432

D618,545 S * 6/2010 Toinet et al. D9/423
D636,931 S * 4/2011 de The et al. D27/189
D646,964 S * 10/2011 Ampadu et al. D9/420
D654,358 S * 2/2012 Ampadu et al. D9/420
D655,153 S * 3/2012 Mitten et al. D9/420
D662,411 S * 6/2012 Tearle D9/423
D699,565 S * 2/2014 Mitra-Shah et al. D9/423
D717,517 S * 11/2014 Leder et al. D1/127
2005/0269233 A1 * 12/2005 Aldridge 206/472
2010/0288760 A1 * 11/2010 McGrew et al. 220/23.83
2011/0017632 A1 * 1/2011 Lee et al. 206/525

* cited by examiner

Primary Examiner — Robert M Spear

Assistant Examiner — Keith Frank



(57) **CLAIM**

The ornamental design for a package for consumable product, as shown and described.

DESCRIPTION

FIG. 1 is a right perspective view of a consumable product package showing our new design;
FIG. 2 is a front elevational view of FIG. 1;
FIG. 3 is a rear elevational view of FIG. 1;
FIG. 4 is a right side elevational view of FIG. 1;
FIG. 5 is a left side elevational view of FIG. 1;
FIG. 6 is a top plan view of FIG. 1;
FIG. 7 is a bottom plan view of FIG. 1;
FIG. 8 is a right perspective view of a consumable product package showing our new design wherein the cover is in an open position;
FIG. 9 is a front elevational view of FIG. 8;
FIG. 10 is a rear elevational view of FIG. 8;
FIG. 11 is a right side elevational view of FIG. 8;
FIG. 12 is a left side elevational view of FIG. 8;
FIG. 13 is a top plan view of FIG. 8; and,
FIG. 14 is a bottom plan view of FIG. 8.

1 Claim, 6 Drawing Sheets






FIG. 1




FIG. 2




FIG. 3



FIG. 4




FIG. 5




FIG. 6




FIG. 7

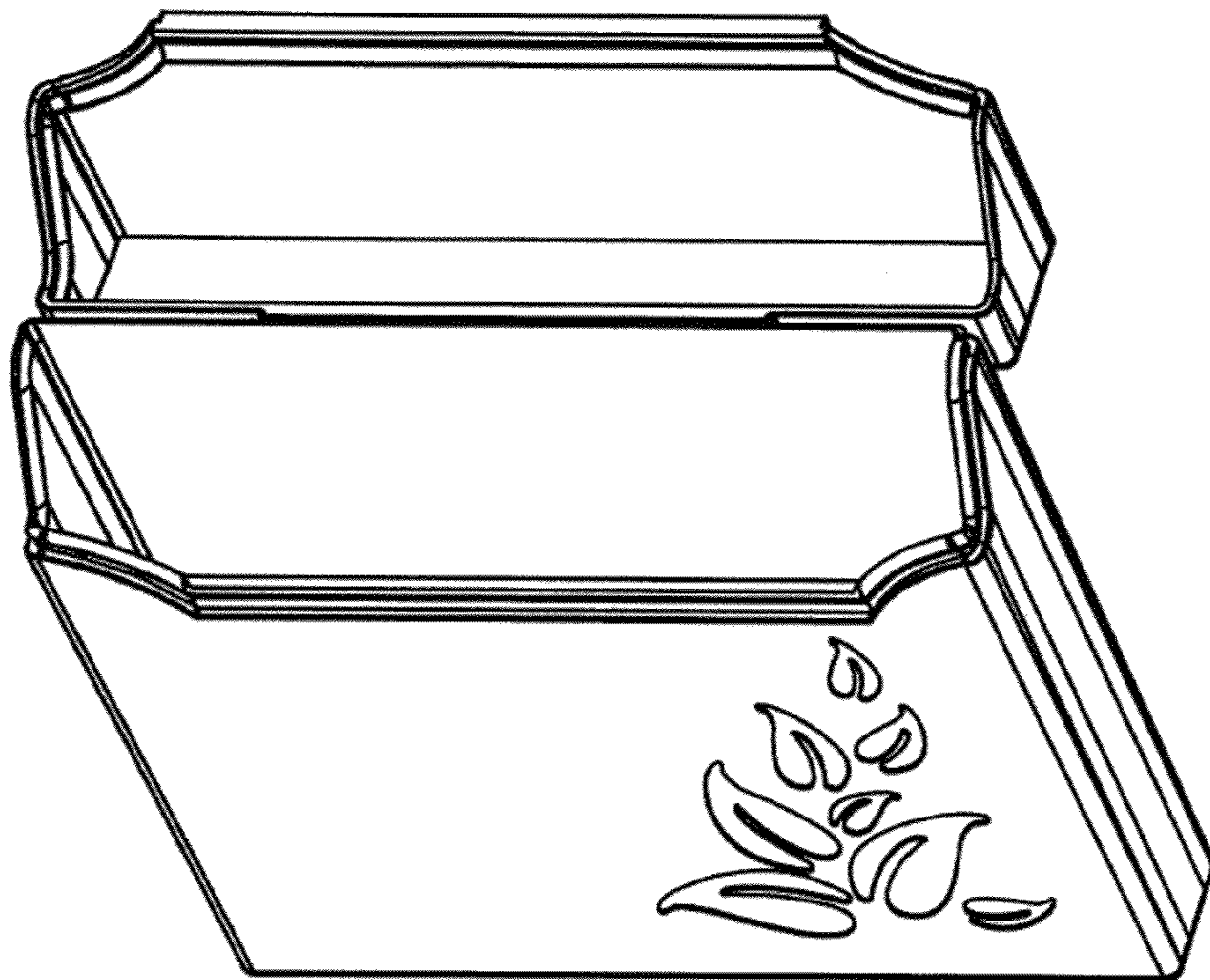


FIG. 8




FIG. 9




FIG. 10

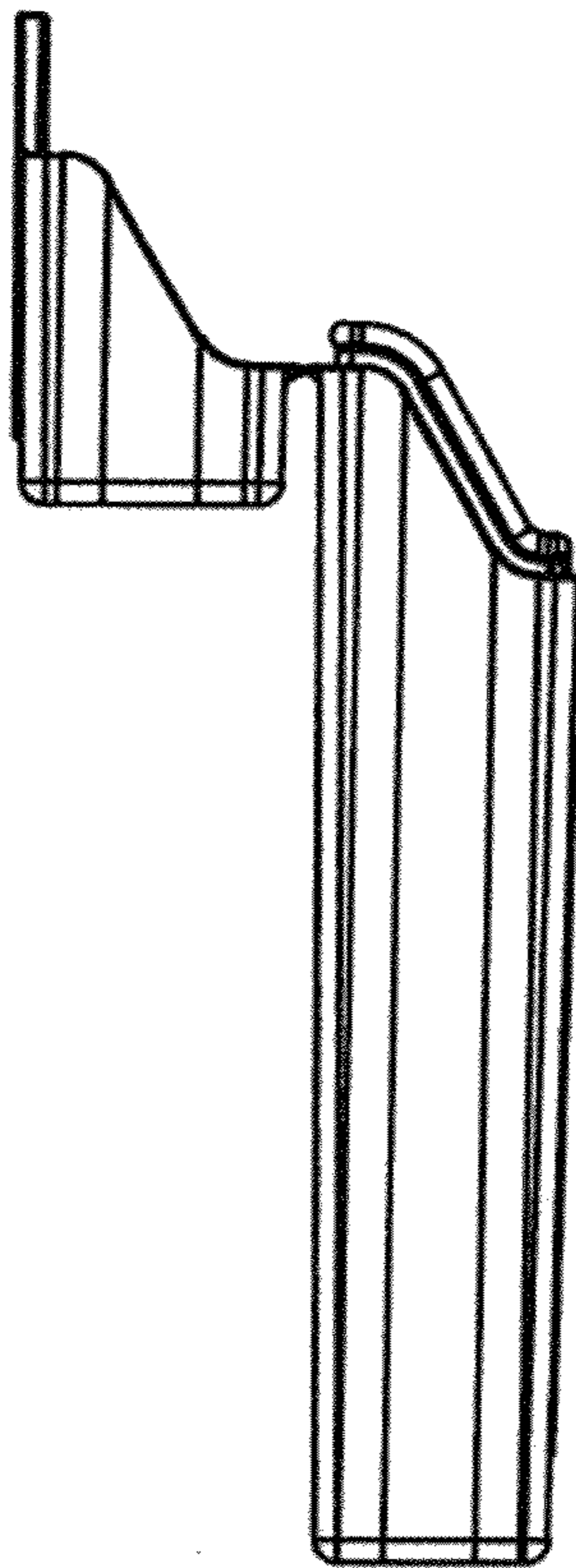


FIG. 11

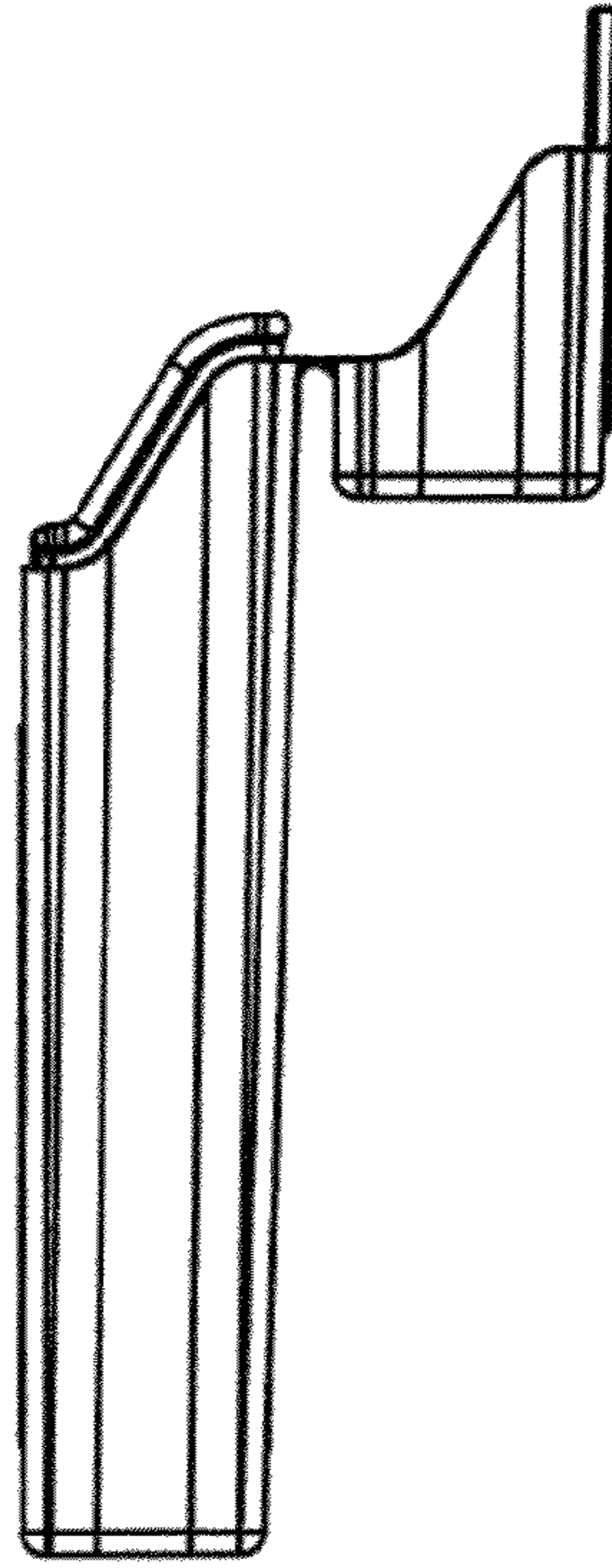


FIG. 12

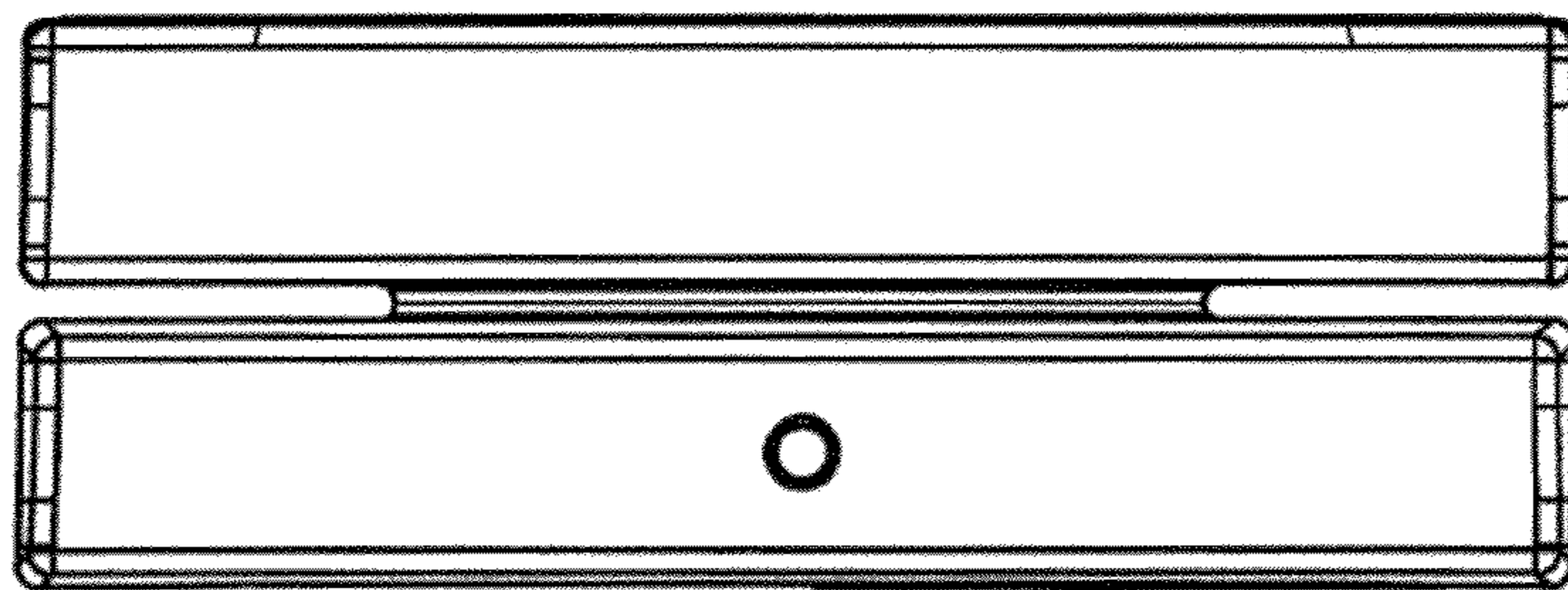


FIG. 13

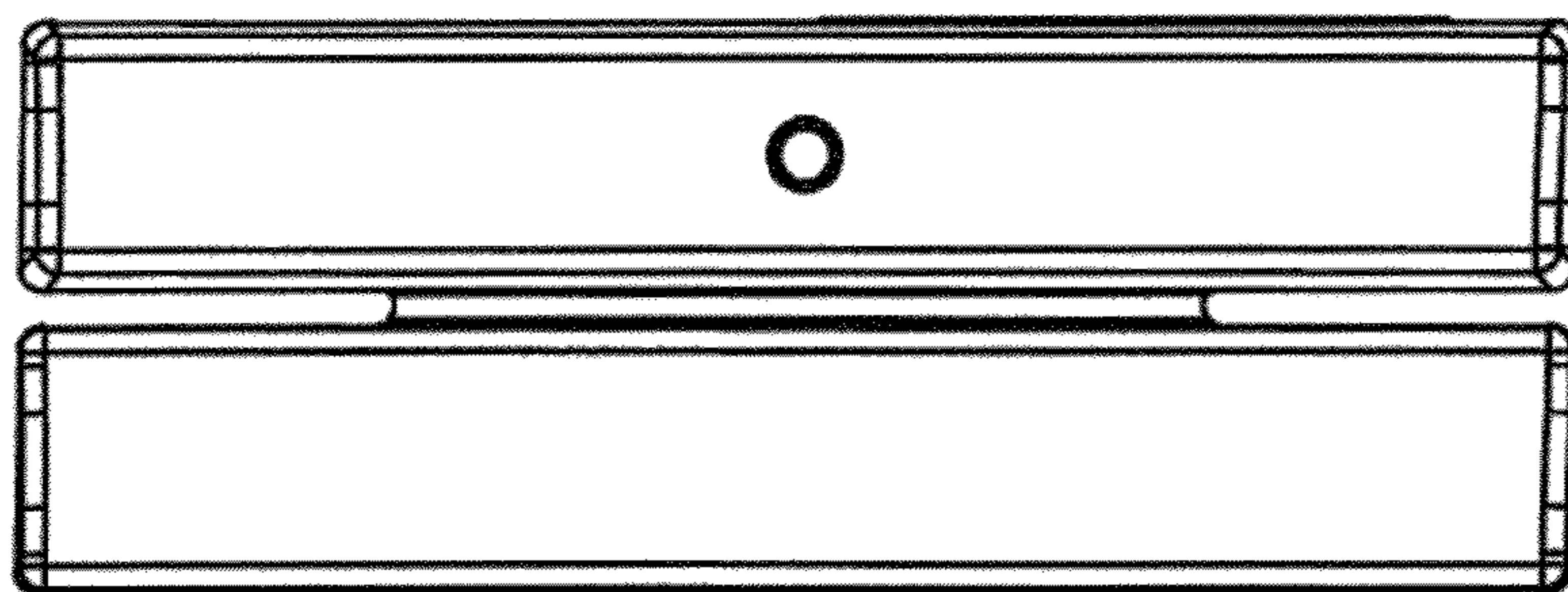


FIG. 14