



US00D729055S

(12) **United States Design Patent**
Lemnios et al.

(10) **Patent No.:** **US D729,055 S**

(45) **Date of Patent:** **** May 12, 2015**

(54) **DOOR PACKAGING**

(71) Applicant: **Liberty Hardware Mfg. Corp.**,
Winston-Salem, NC (US)

(72) Inventors: **Christine Lemnios**, Greensboro, NC
(US); **Yinghong Zhang**, Guangzhou
(CN); **Jeanie Matherly**, Oak Ridge, NC
(US); **Matthew Klein**, Apex, NC (US);
Patrick Boehnen, Summerfield, NC
(US); **Laura Hawkins**, Madison, NC
(US)

(73) Assignee: **Liberty Hardware Mfg. Corp.**,
Winston-Salem, NC (US)

(**) Term: **14 Years**

(21) Appl. No.: **29/480,728**

(22) Filed: **Jan. 29, 2014**

(51) **LOC (10) Cl.** **09-03**

(52) **U.S. Cl.**
USPC **D9/418**

(58) **Field of Classification Search**
USPC D9/415-419, 430, 431, 631, 199, 721,
D9/432; D21/381; D5/30; D19/100;
D8/400

See application file for complete search history.

(56) **References Cited**

U.S. PATENT DOCUMENTS

4,720,876	A	1/1988	Tomei et al.	
D323,986	S *	2/1992	Ferrero	D9/418
5,675,936	A	10/1997	Kurth et al.	
5,848,446	A	12/1998	DeBaal	
D409,858	S	5/1999	Reed	
D417,978	S	12/1999	Reed	
D461,974	S	8/2002	Hayden	
D466,804	S *	12/2002	Solland	D9/418
D469,349	S *	1/2003	Meeker et al.	D9/418
D588,905	S *	3/2009	Meeks et al.	D8/400
D600,110	S *	9/2009	Cain	D9/418
7,748,527	B2	7/2010	Wisecarver et al.	
7,828,151	B2	11/2010	Murdoch et al.	

D639,652	S *	6/2011	Abdalkhani et al.	D9/418
D668,540	S *	10/2012	Lutzig	D9/432
D710,713	S *	8/2014	Fath	D9/721
2011/0035871	A1	2/2011	Seymour et al.	
2013/0325670	A1	12/2013	Austin, III et al.	

OTHER PUBLICATIONS

<http://www.johnsonhardware.com/doordisplay.htm>, "Johnson Hardware Door Panel Display Unit", Dec. 16, 2010, 2 pages.
Quality Craft, "Installation Manual Shower Unit", Model No. 961WUX006WHI, Mar. 9, 2011, 14 pages.
U.S. Appl. No. 14/167,230, entitled "Shower Door Assembly Display", filed Jan. 29, 2014, 17 pages.
U.S. Appl. No. 14/167,235, entitled "Shower Door Glass Pane Packaging Assembly", filed Jan. 29, 2014, 16 pages.
U.S. Appl. No. 29/480,762, entitled "Shower Door Display", filed Jan. 29, 2014, 16 pages.
U.S. Appl. No. 29/480,761, entitled "Shower Door Display", filed Jan. 29, 2014, 14 pages.
U.S. Appl. No. 29/480,731, entitled "Handle for Door Packaging", filed Jan. 29, 2014, 7 pages.
U.S. Appl. No. 29/480,730, entitled "Packaging Castors", filed Jan. 29, 2014, 3 pages.
Canadian Office Action for corresponding Application No. 157622, mailed Jan. 23, 2015, 3 pages.

* cited by examiner

Primary Examiner — Holly Baynham

Assistant Examiner — Rhea Shields

(74) *Attorney, Agent, or Firm* — Lora Graentzdoerffer;
Brooks Kushman P.C.

(57) **CLAIM**

The ornamental design for door packaging, as shown and described.

DESCRIPTION

FIG. 1 is a perspective view of door packaging according to a first embodiment;
FIG. 2 is a front view of the door packaging shown in FIG. 1;
FIG. 3 is a back view of the door packaging shown in FIG. 1;
FIG. 4 is a left side view of the door packaging shown in FIG. 1;

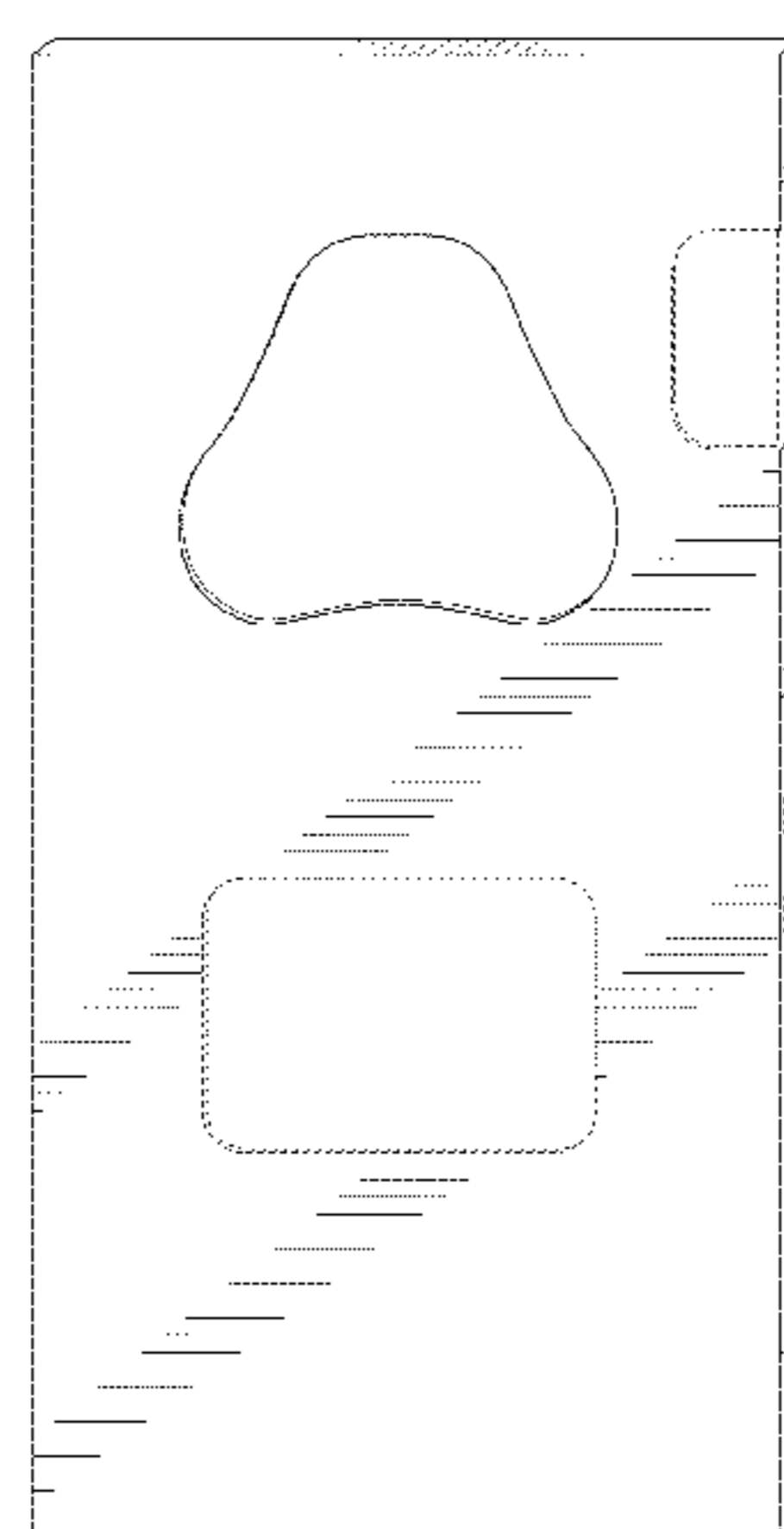
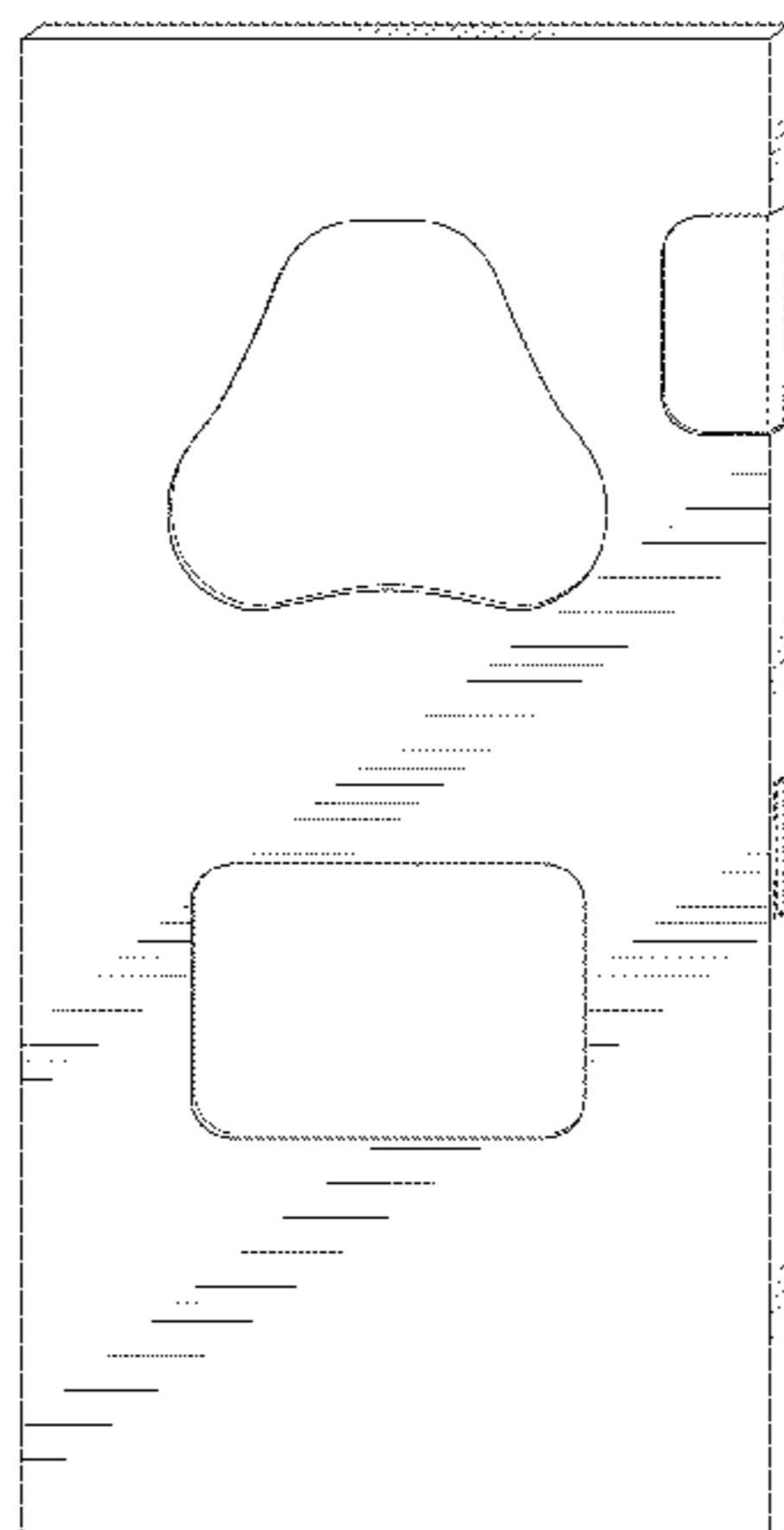


FIG. 5 is a right side view of the door packaging shown in FIG. 1;

FIG. 6 is a top side view of the door packaging shown in FIG. 1;

FIG. 7 is a bottom view of the door packaging shown in FIG. 1;

FIG. 8 is a perspective view of door packaging according to a second embodiment;

FIG. 9 is a front view of the door packaging shown in FIG. 8;

FIG. 10 is a back view of the door packaging shown in FIG. 8;

FIG. 11 is a left side view of the door packaging shown in FIG. 8;

FIG. 12 is a right side view of the door packaging shown in FIG. 8;

FIG. 13 is a top side view of the door packaging shown in FIG. 8;

FIG. 14 is a bottom view of the door packaging shown in FIG. 8;

FIG. 15 is a perspective view of door packaging according to a third embodiment;

FIG. 16 is a front view of the door packaging shown in FIG. 15;

FIG. 17 is a back view of the door packaging shown in FIG. 15;

FIG. 18 is a left side view of the door packaging shown in FIG. 15;

FIG. 19 is a right side view of the door packaging shown in FIG. 15;

FIG. 20 is a top side view of the door packaging shown in FIG. 15; and,

FIG. 21 is a bottom view of the door packaging shown in FIG. 15.

In the drawings, the broken lines depict unclaimed subject matter and form no part of the claimed design. The handle shown in FIGS. 1, 5, 8, 12, 15, and 19 is for illustrative purposes only and forms no part of the claimed design. A foam core within the packaging as shown in FIGS. 1, 8, and 15 and indicated by broken lines is for illustrative purposes only and forms no part of the claimed design.

1 Claim, 12 Drawing Sheets

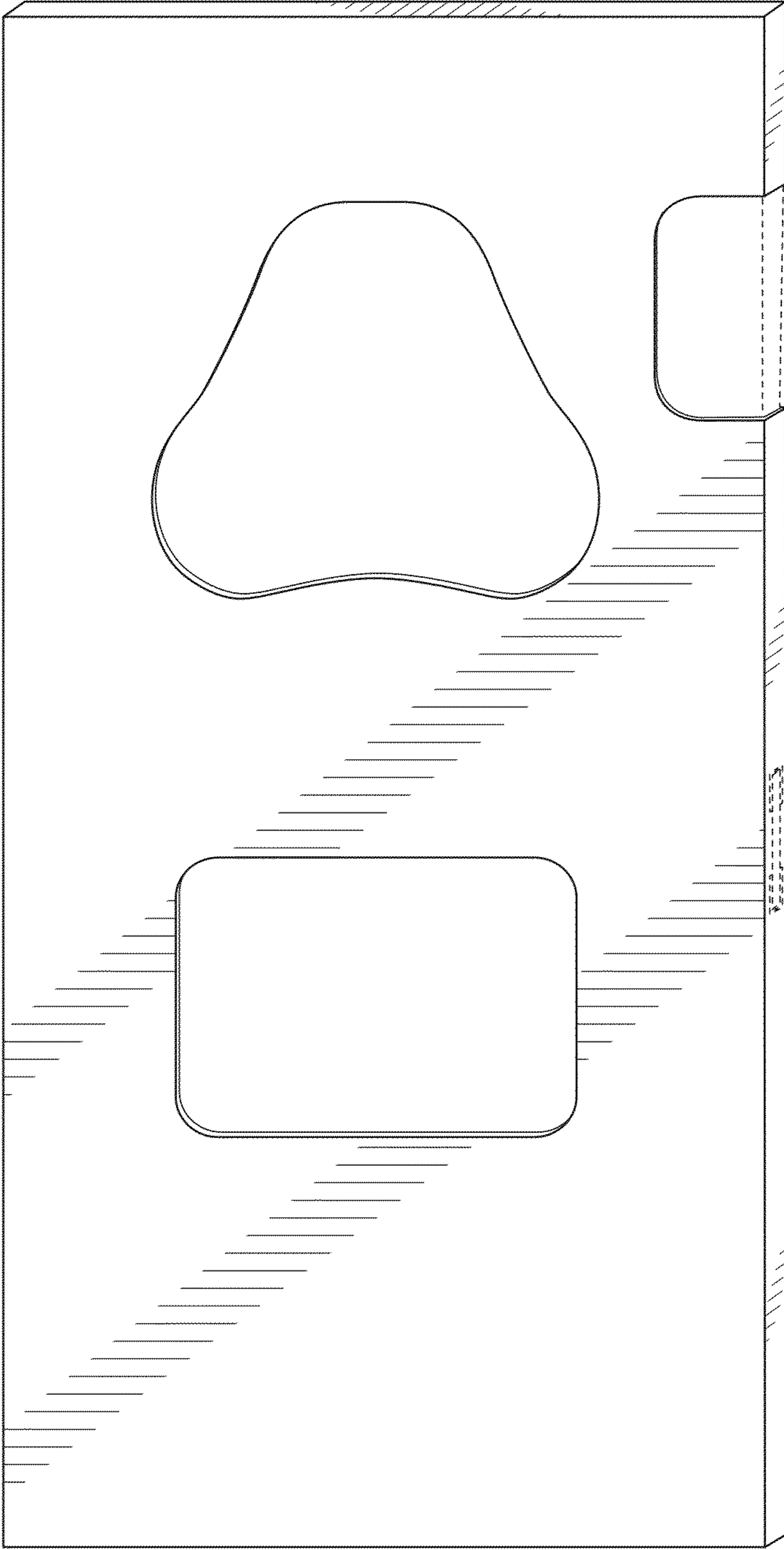


FIG. 1

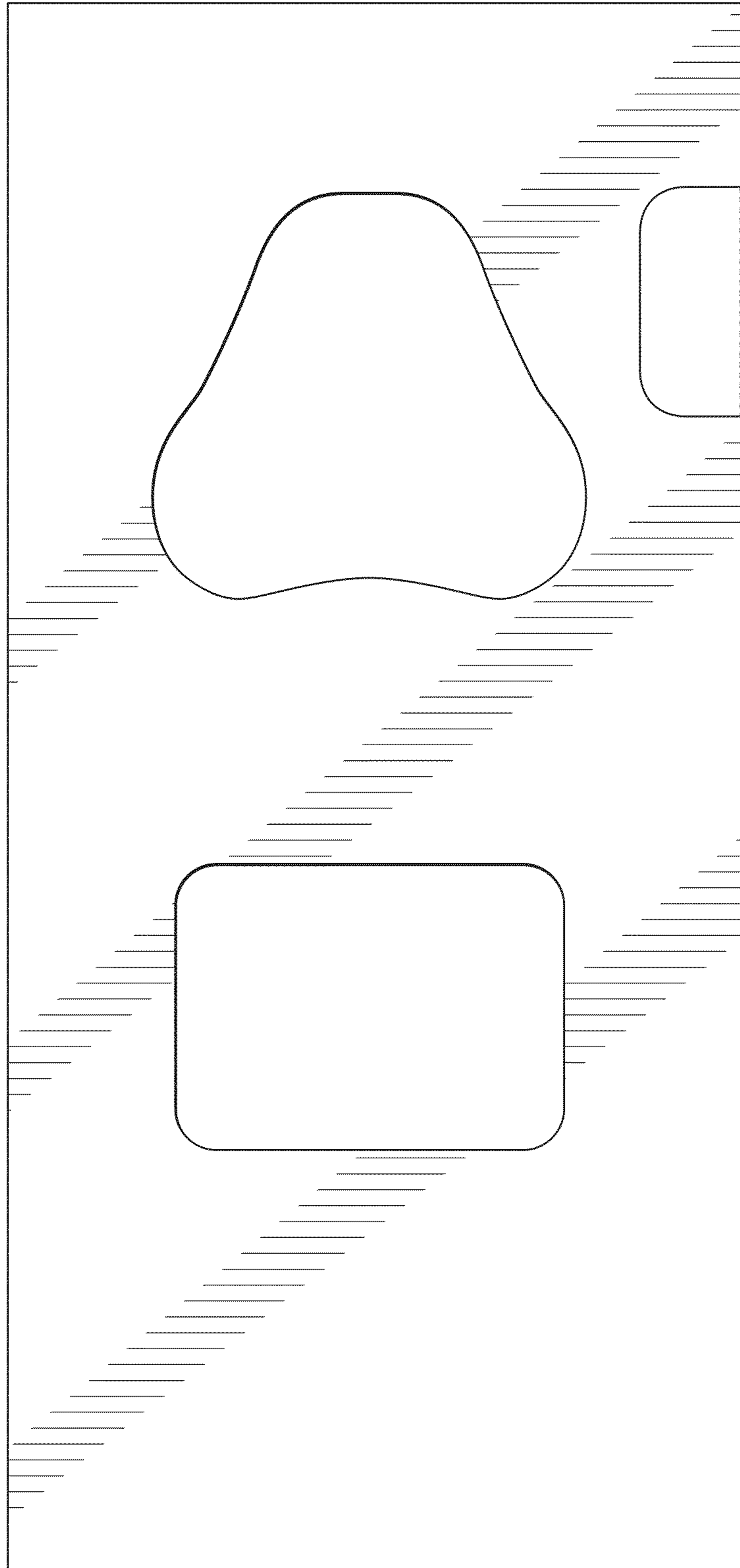


FIG. 2




FIG. 3



FIG. 4

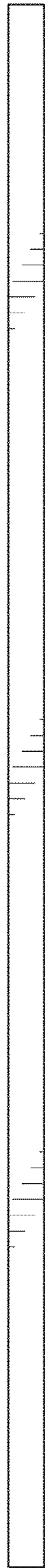


FIG. 5



FIG. 6



FIG. 7

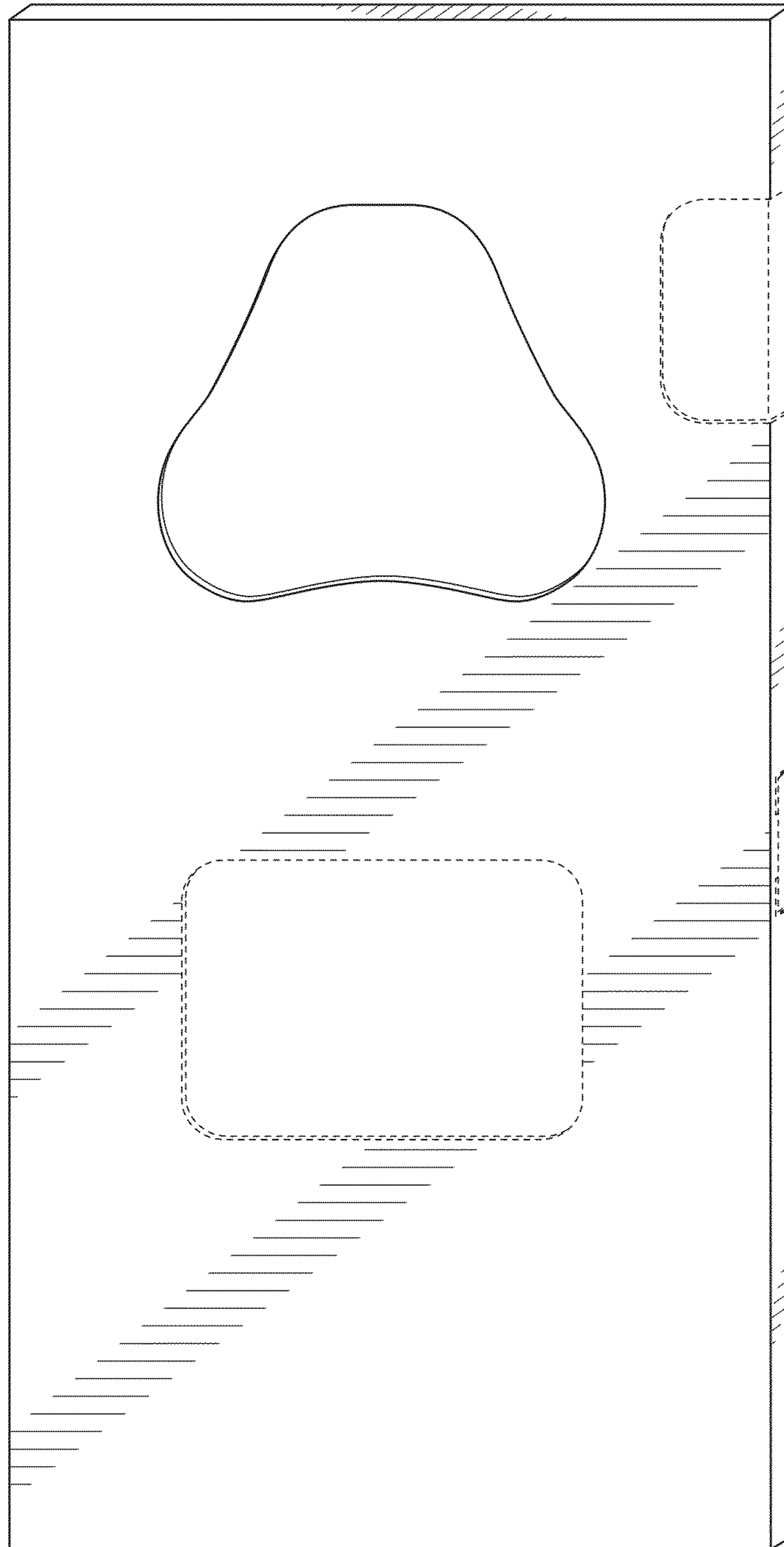


FIG. 8

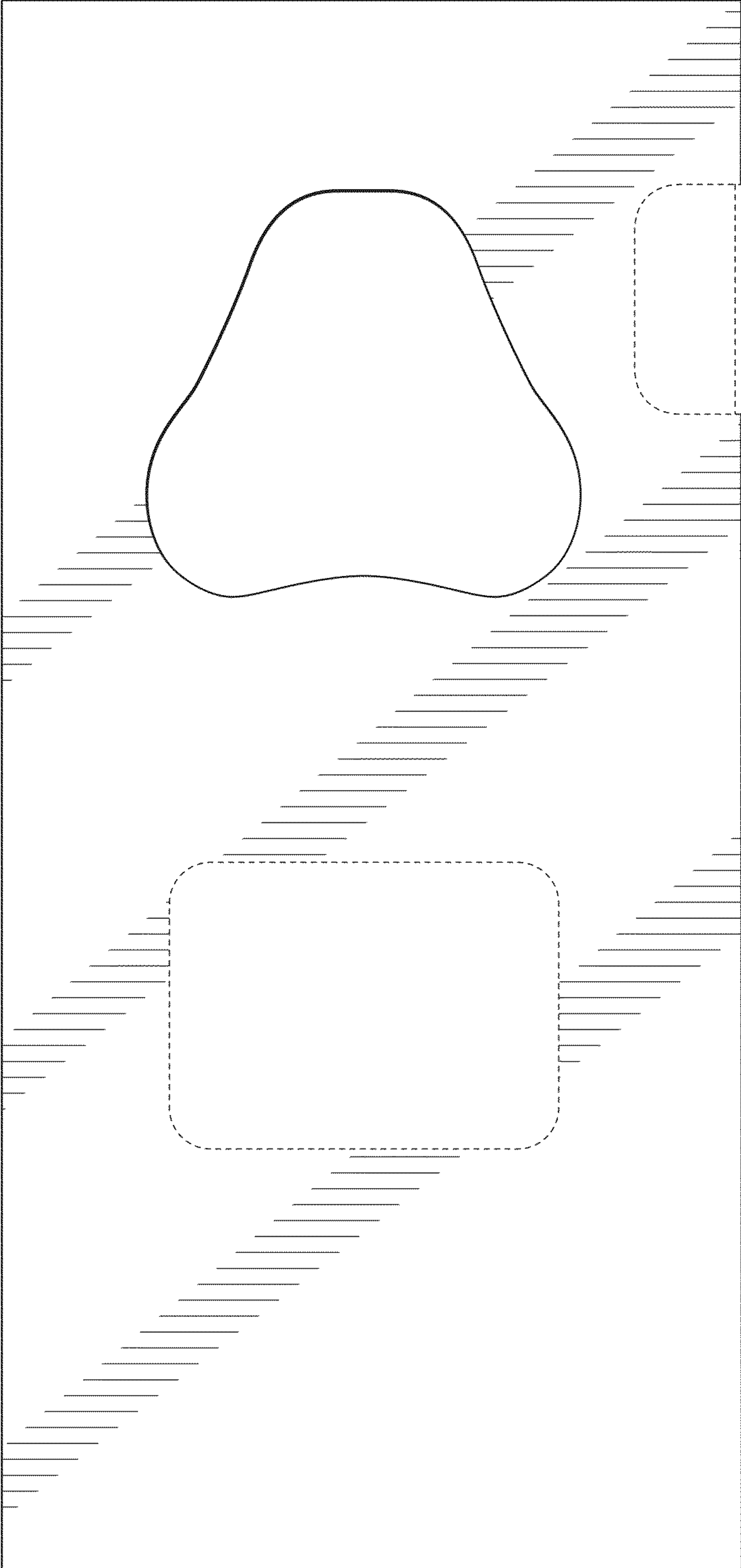


FIG. 9




FIG. 10



FIG. 11



FIG. 12




FIG. 13



FIG. 14

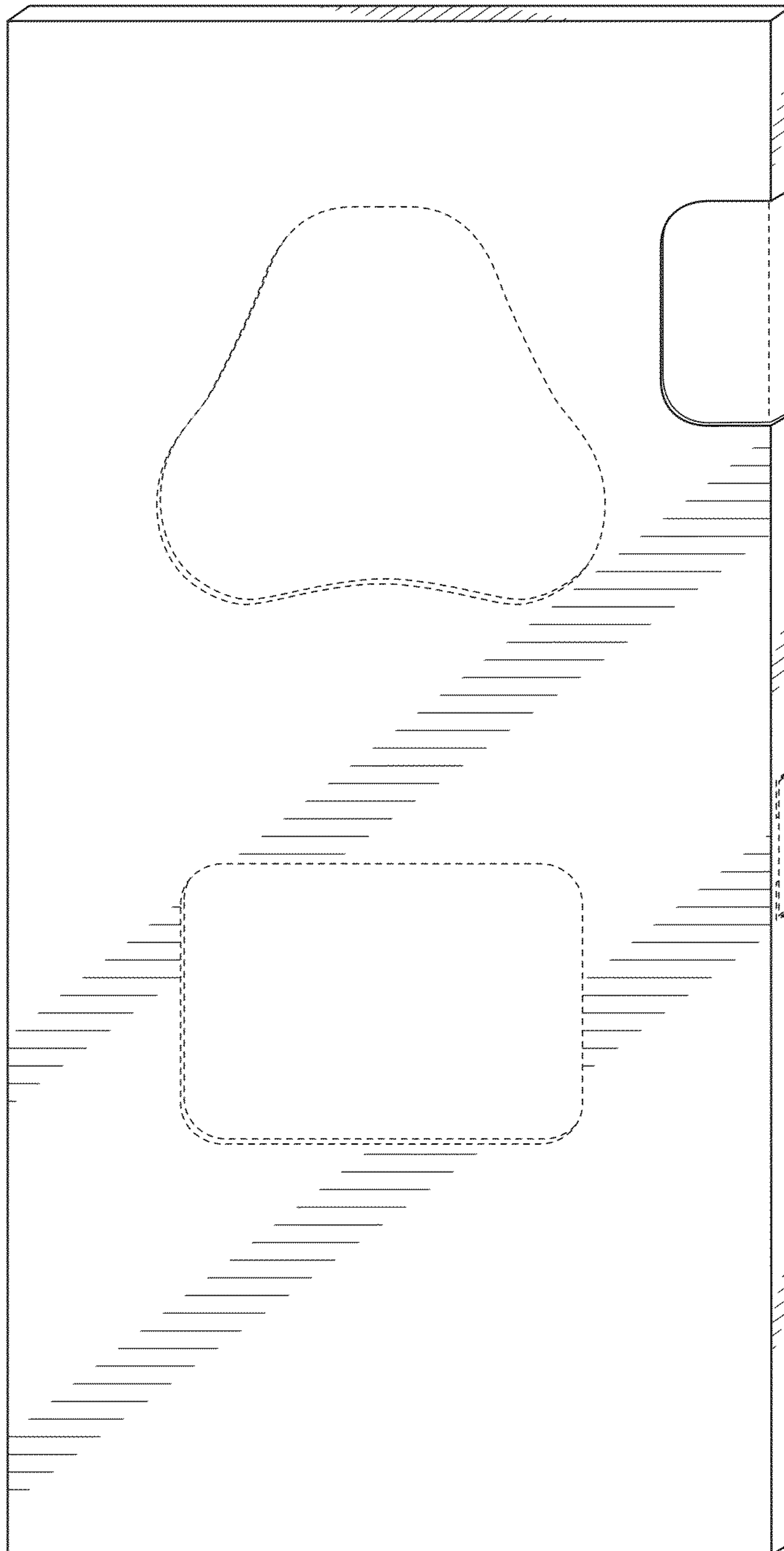


FIG. 15

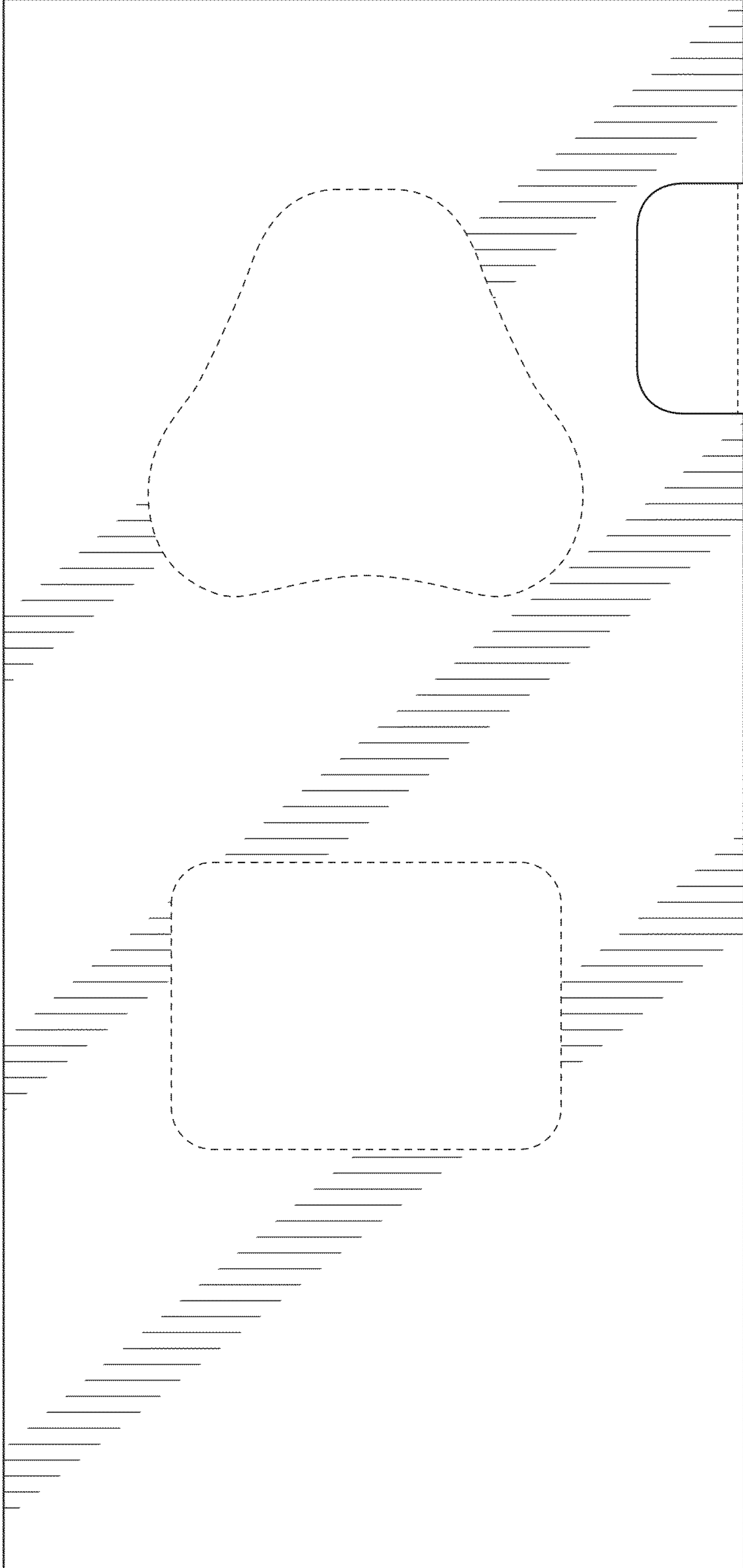


FIG. 16




FIG. 17

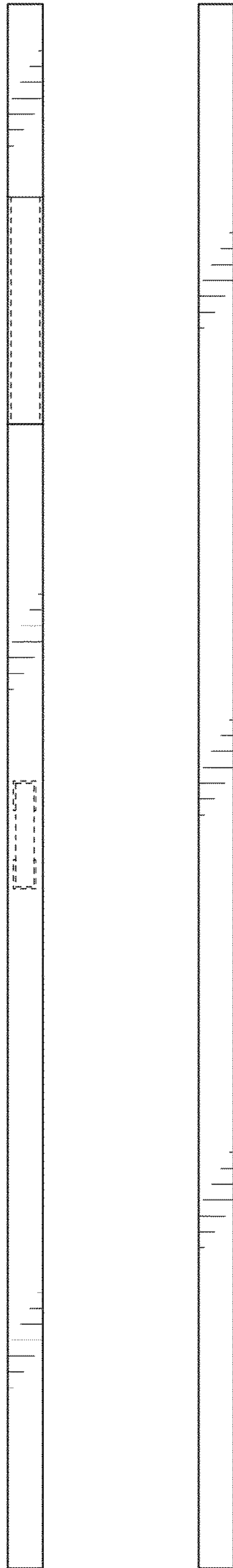


FIG. 18

FIG. 19




FIG. 20



FIG. 21