



US00D729043S

(12) **United States Design Patent**  
**Poppell**

(10) **Patent No.:** **US D729,043 S**  
(45) **Date of Patent:** **\*\* May 12, 2015**

(54) **ADJUSTABLE BRACKET**  
(75) Inventor: **L. Ralph Poppell**, Vero Beach, FL (US)  
(73) Assignee: **Float-On Corporation**, Vero Beach, FL (US)  
(\*\*) Term: **14 Years**  
(21) Appl. No.: **29/432,424**  
(22) Filed: **Sep. 14, 2012**  
(51) **LOC (10) Cl.** ..... **08-05**  
(52) **U.S. Cl.**  
USPC ..... **D8/354**  
(58) **Field of Classification Search**  
USPC ..... D8/349, 354, 363, 373, 380, 382, 39;  
D25/119, 121.1, 124, 125, 136, 138;  
D13/155; 52/122.1, 204.5,  
52/238.1–243.1, 285.2, 394, 395,  
52/578–582.1, 584.1, 589.1; 248/220.1,  
248/248, 300  
See application file for complete search history.

D645,152 S \* 9/2011 Roggenkamp ..... D24/184  
D649,016 S \* 11/2011 Rasmussen ..... D8/354  
D649,863 S \* 12/2011 Meyer ..... D8/354  
D653,524 S \* 2/2012 Meyer ..... D8/354  
D660,134 S \* 5/2012 Yoder et al. .... D8/354  
D667,288 S \* 9/2012 Preda ..... D8/354  
D667,289 S \* 9/2012 Preda ..... D8/354  
D668,379 S \* 10/2012 Storey ..... D26/138  
D672,287 S \* 12/2012 Noble et al. .... D12/159  
D674,682 S \* 1/2013 Shea ..... D8/373  
D674,683 S \* 1/2013 Shea ..... D8/373

\* cited by examiner

*Primary Examiner* — Mark Goodwin

(74) *Attorney, Agent, or Firm* — Oblon, McClelland, Maier & Neustadt, L.L.P.

(56) **References Cited**

**U.S. PATENT DOCUMENTS**

D265,285 S \* 7/1982 Englert, Jr. .... D8/354  
D306,964 S \* 4/1990 Zupancic ..... D8/354  
D382,464 S \* 8/1997 McCoy et al. .... D8/373  
D410,052 S \* 5/1999 Davis et al. .... D21/715  
D491,054 S \* 6/2004 Caterinacci, Jr. .... D8/381  
D520,322 S \* 5/2006 Orlando ..... D8/70  
D523,736 S \* 6/2006 Lu ..... D8/373  
D543,834 S \* 6/2007 Worthy ..... D8/354  
D551,538 S \* 9/2007 Pearce ..... D8/354  
D559,081 S \* 1/2008 Myers ..... D8/354  
D571,640 S \* 6/2008 Misch ..... D8/354  
D586,206 S \* 2/2009 Robbins et al. .... D8/380  
D599,193 S \* 9/2009 Meyer et al. .... D8/354  
D599,194 S \* 9/2009 Meyer et al. .... D8/354  
D608,183 S \* 1/2010 Meyer et al. .... D8/354

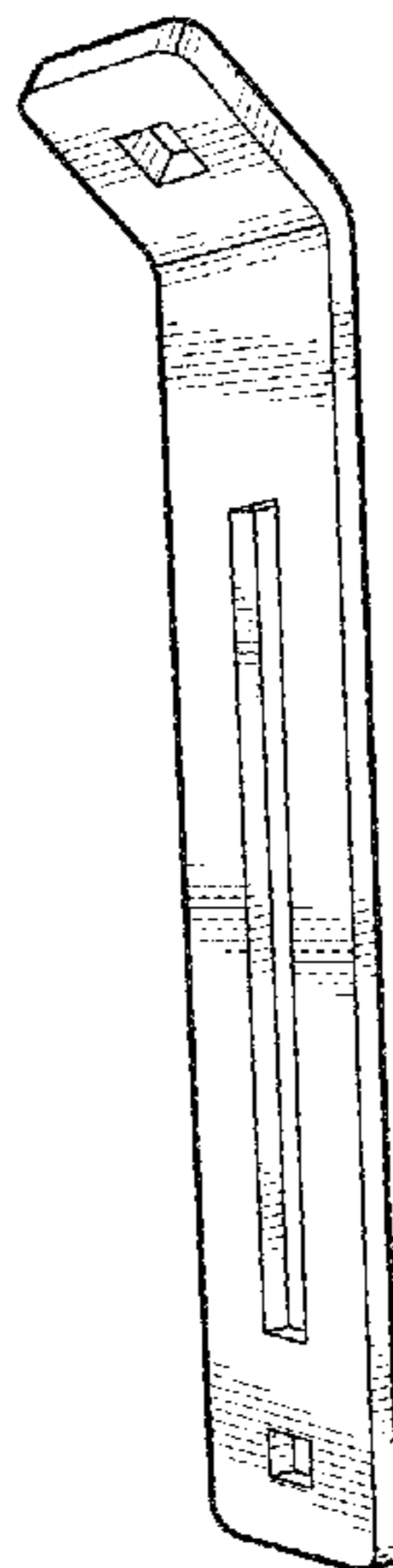
(57) **CLAIM**

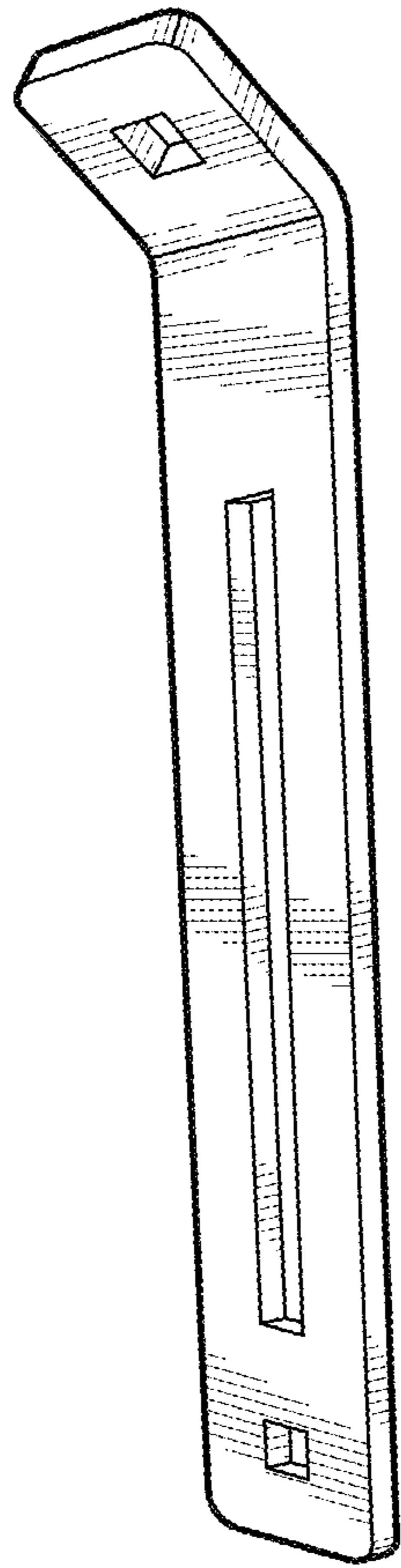
The ornamental design for an adjustable bracket, as shown and described.

**DESCRIPTION**

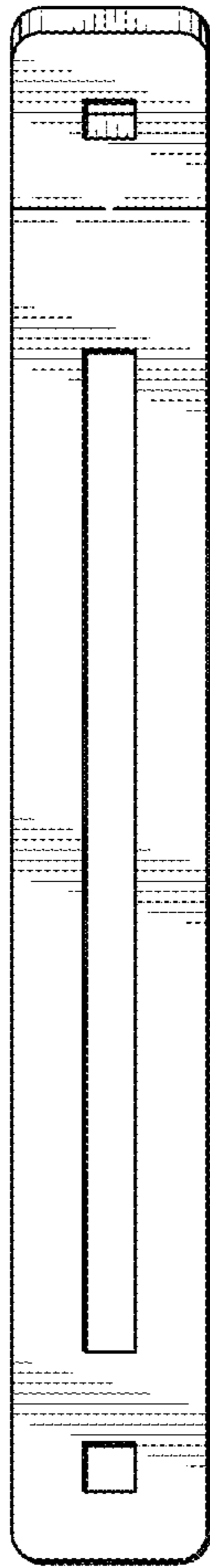
FIG. 1 is a front, right perspective view of an adjustable bracket showing my new design; FIG. 2 is a front view thereof; FIG. 3 is a rear view thereof; FIG. 4 is a bottom end view thereof; FIG. 5 is a top end view thereof; FIG. 6 is a left side view thereof; FIG. 7 is a perspective view thereof shown in use condition, the broken line showing of the extra adjustable bracket forms no part of the claimed design; and, FIG. 8 is a front view of a second embodiment of an adjustable bracket showing my new design, all views being the same as FIGS. 1-7 with the exception of hole and slot variations. Any broken line shows a portion which forms no part of the claimed design.

**1 Claim, 7 Drawing Sheets**

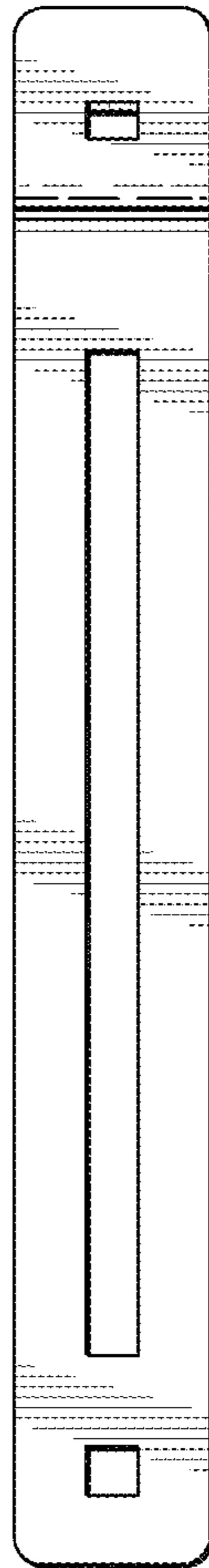




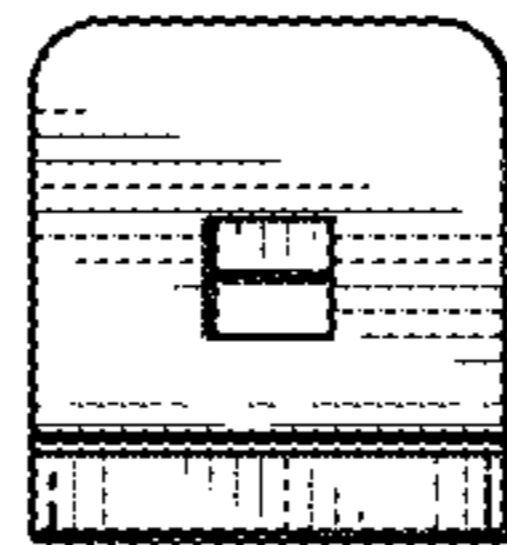
*Fig. 1*



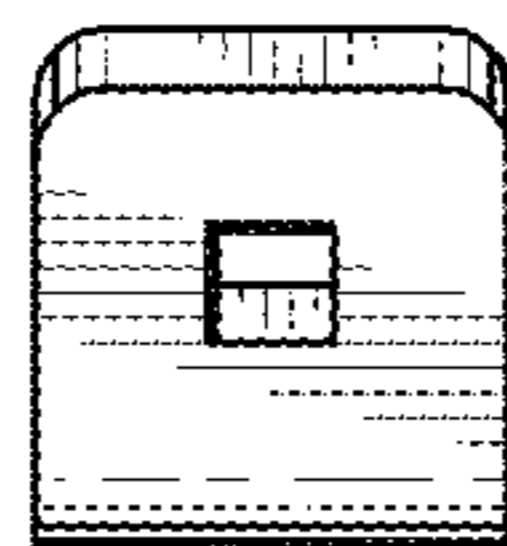
*Fig. 2*



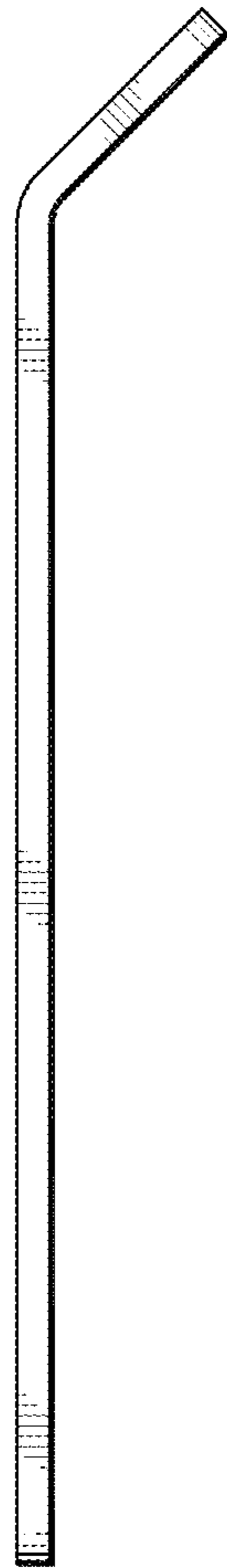
*Fig. 3*



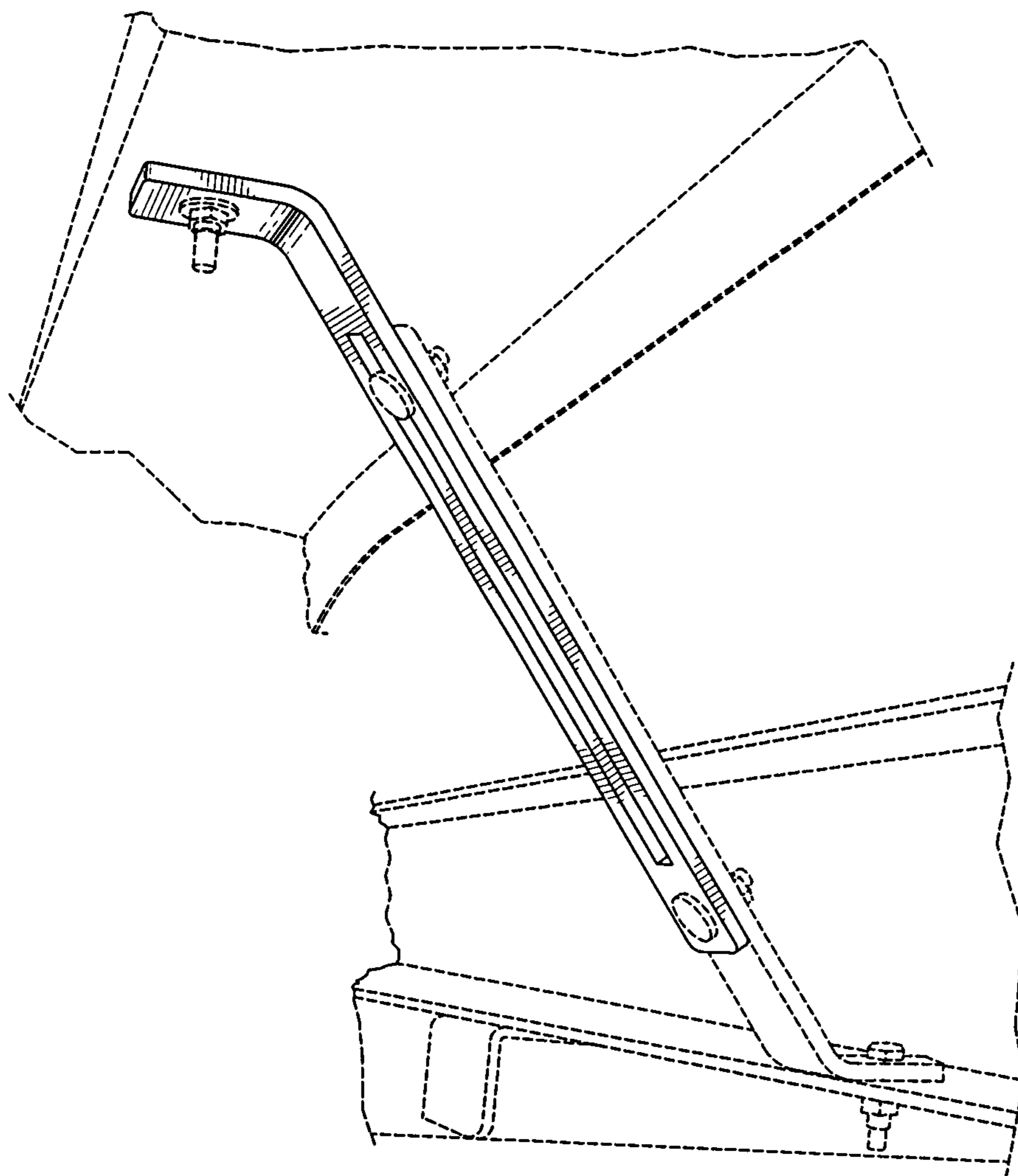
*Fig. 4*



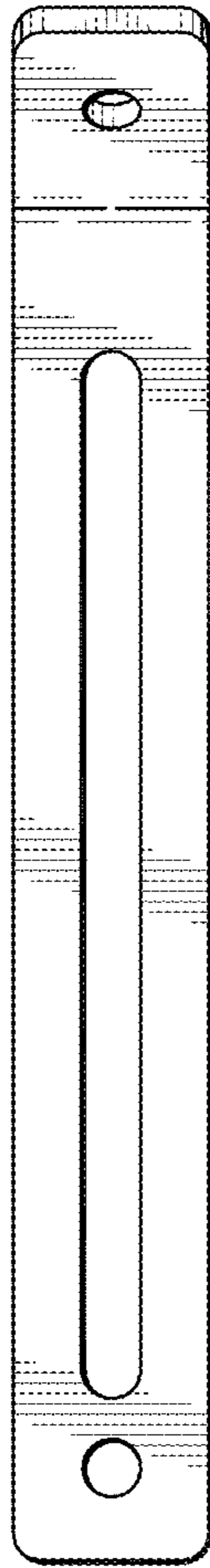
*Fig. 5*



*Fig. 6*



***Fig. 7***



*Fig. 8*