



US00D728999S

(12) **United States Design Patent**
Barberi

(10) **Patent No.:** **US D728,999 S**
(45) **Date of Patent:** **** May 12, 2015**

(54) **COOKWARE LID HANDLE**
(71) Applicant: **Meyer Intellectual Properties Limited,**
Kowloon (HK)
(72) Inventor: **Philip D. Barberi,** San Ramon, CA (US)
(73) Assignee: **Meyer Intellectual Properties Limited**
(VG)

(**) Term: **14 Years**

(21) Appl. No.: **29/499,458**

(22) Filed: **Aug. 15, 2014**

(51) **LOC (10) Cl.** **07-02**

(52) **U.S. Cl.**
USPC **D7/394**

(58) **Field of Classification Search**
USPC D7/354–361, 393–395; D8/107, 300,
D8/301, 315, 316, 317, 319, 320; 16/430,
16/431, 110.1, 407, 441, 443;
220/573.1–573.5, 752, 753, 755, 756,
220/912; D3/318

See application file for complete search history.

(56) **References Cited**

U.S. PATENT DOCUMENTS

D219,702 S * 1/1971 Korol D8/316
D403,230 S * 12/1998 Ziemer et al. D8/317
D513,694 S * 1/2006 Vitkauskas D8/300
D530,590 S * 10/2006 Singtoroj et al. D8/302

D569,704 S * 5/2008 Ricereto D8/315
D570,646 S * 6/2008 Jeon D7/402
D578,372 S * 10/2008 James et al. D8/316
D579,717 S * 11/2008 Pawson et al. D7/391
D593,793 S * 6/2009 Rae D7/394
D594,273 S * 6/2009 Rae D7/394
D606,839 S * 12/2009 Urquiola D8/316
D679,985 S * 4/2013 Ramsland et al. D8/317
D717,102 S * 11/2014 Taketani et al. D7/392.1
D719,008 S * 12/2014 Han D8/315

* cited by examiner

Primary Examiner — Cynthia M Chin

(74) *Attorney, Agent, or Firm* — Miller Canfield

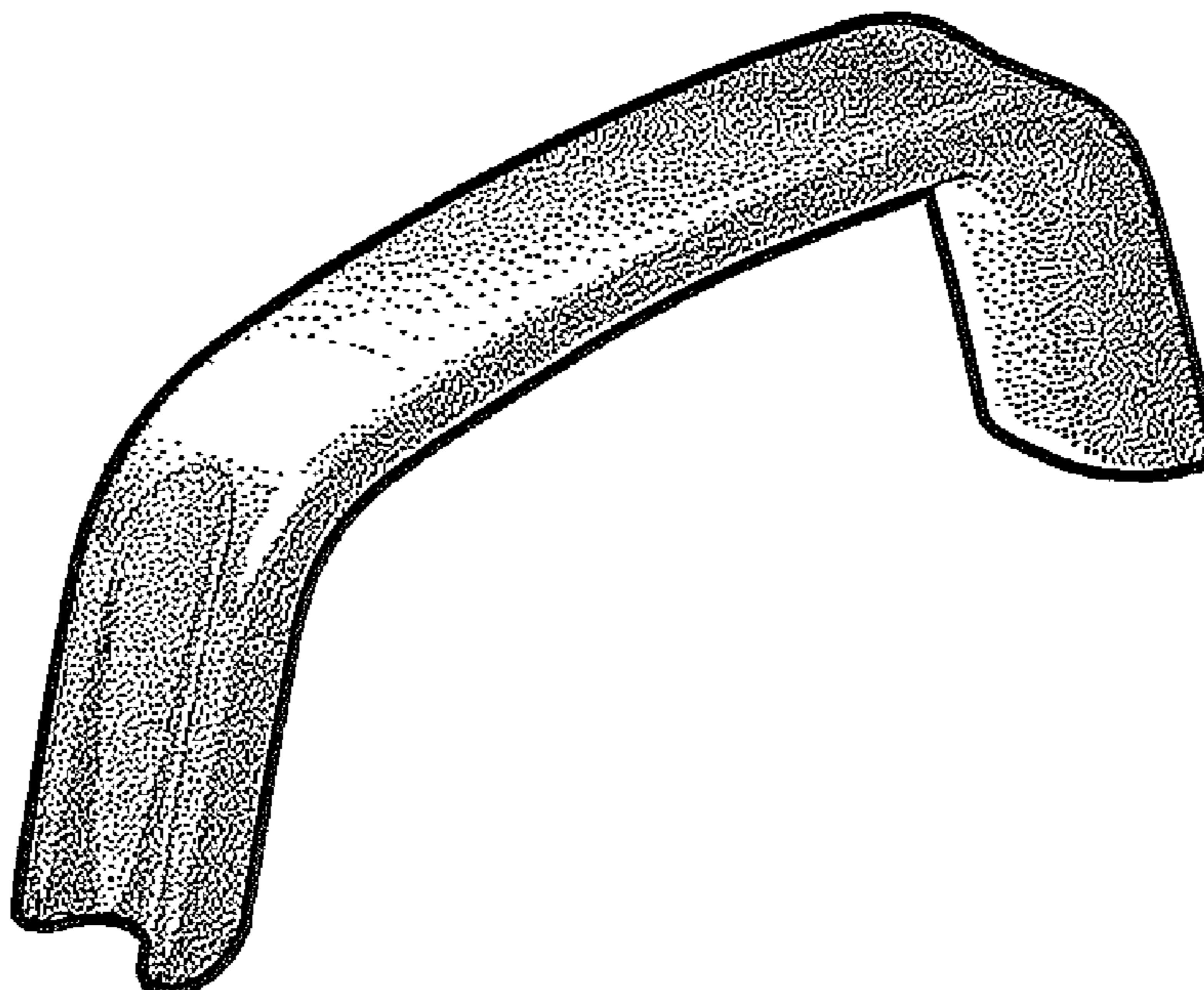
(57) **CLAIM**

The ornamental design for a cookware lid handle, as shown and described.

DESCRIPTION

FIG. 1 is a perspective view of the cookware lid handle showing my new design;
FIG. 2 is a right side elevation view thereof; the left side elevation view being the mirror image thereof,
FIG. 3 is a top plan view thereof;
FIG. 4 is a bottom plan view thereof; and,
FIG. 5 is a front elevation view thereof; the back side elevation view being the mirror image thereof.
The broken lines in FIG. 4 are for illustrative purposes only, depicting the environment of the new design, forming no part thereof as claimed.

1 Claim, 3 Drawing Sheets



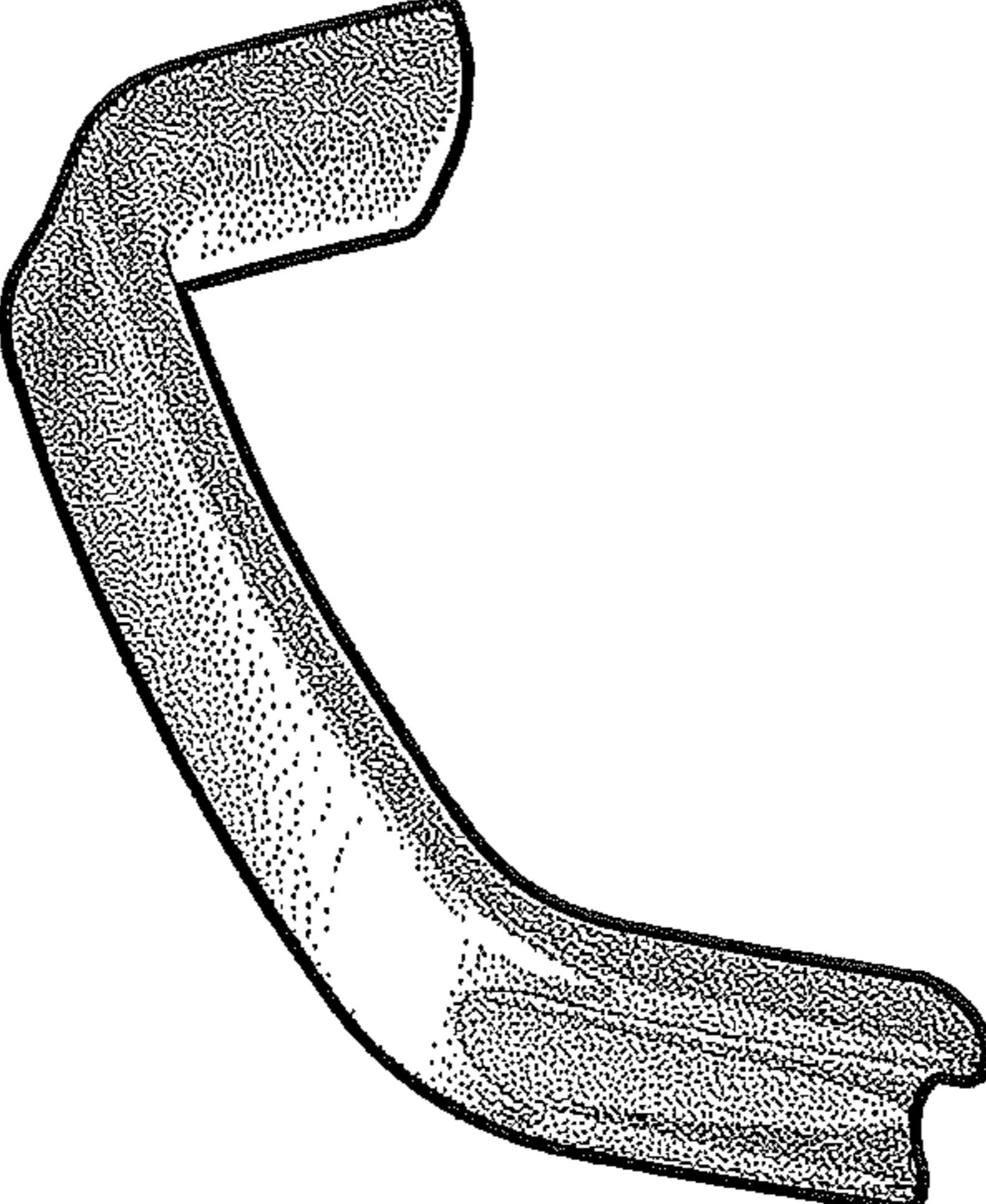


FIG. 1

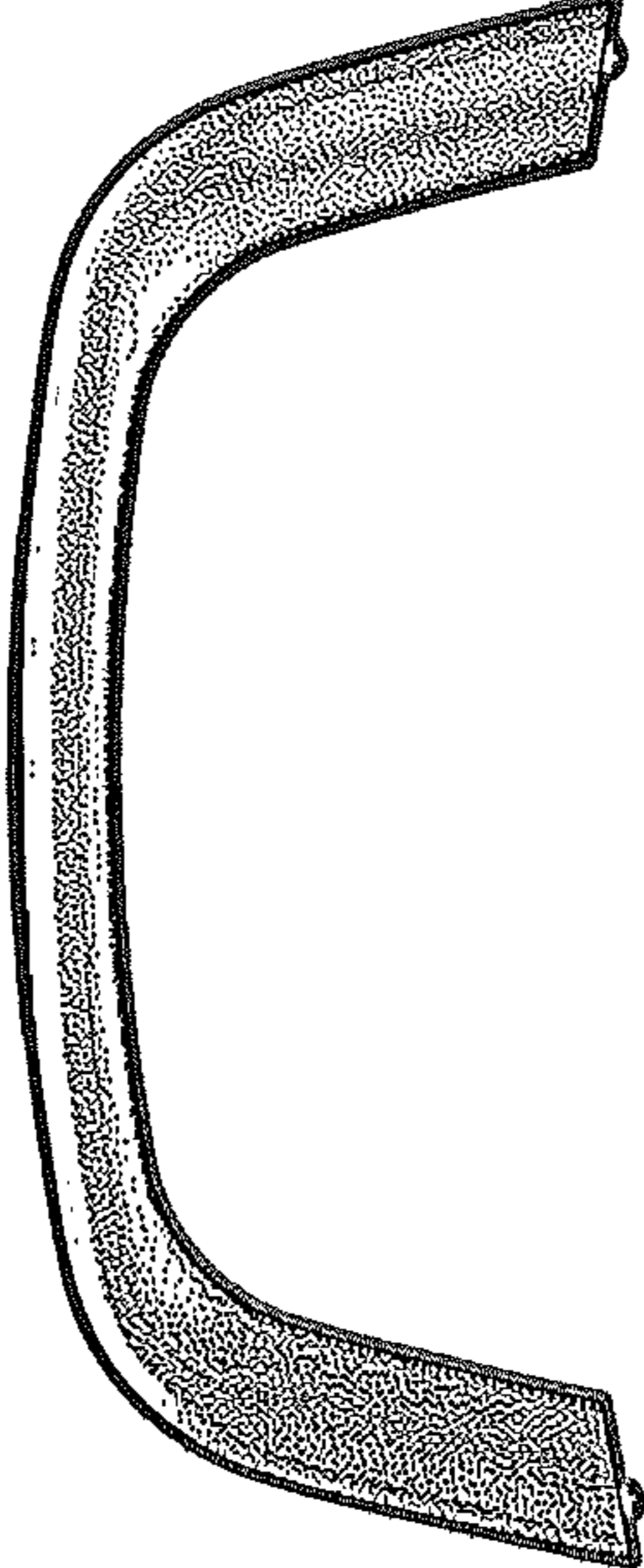


FIG. 2




FIG.3




FIG.4




FIG. 5