



US00D728993S

(12) **United States Design Patent**
Barberi

(10) **Patent No.:** **US D728,993 S**

(45) **Date of Patent:** **** May 12, 2015**

(54) **COOKWARE LID HANDLE**

(71) Applicant: **Meyer Intellectual Properties Limited,**
Kowloon (HK)

(72) Inventor: **Philip D. Barberi,** San Ramon, CA (US)

(**) Term: **14 Years**

(21) Appl. No.: **29/499,465**

(22) Filed: **Aug. 15, 2014**

(51) **LOC (10) Cl.** **07-02**

(52) **U.S. Cl.**
USPC **D7/393**

(58) **Field of Classification Search**

CPC A47J 45/063; A47J 45/074
USPC D7/354–358, 359–361, 391, 393, 402,
D7/405, 406, 682; D8/107, 307, 300, 310,
D8/311, 314; D13/171, 174; 16/110 R,
16/114 R, 118, 121, 309, 311, 312, 315,
16/320, 430, 431, 441; 74/548, 553,
74/558.5; 200/18, 61.8, 336–338,
200/564–570; 220/573.1–573.5, 752, 753,
220/755, 912; D9/439

See application file for complete search history.

(56) **References Cited**

U.S. PATENT DOCUMENTS

D186,053 S *	9/1959	Clayton	D8/310
D465,129 S *	11/2002	Klock et al.	D7/393
D499,631 S *	12/2004	Sale, Jr.	D8/310
D506,378 S *	6/2005	Coudurier	D8/310
D642,890 S *	8/2011	Roe et al.	D8/310
D692,271 S *	10/2013	Ludeman et al.	D7/393
D713,673 S *	9/2014	Rae	D7/393

* cited by examiner

Primary Examiner — Cynthia M Chin

(74) *Attorney, Agent, or Firm* — Miller Canfield

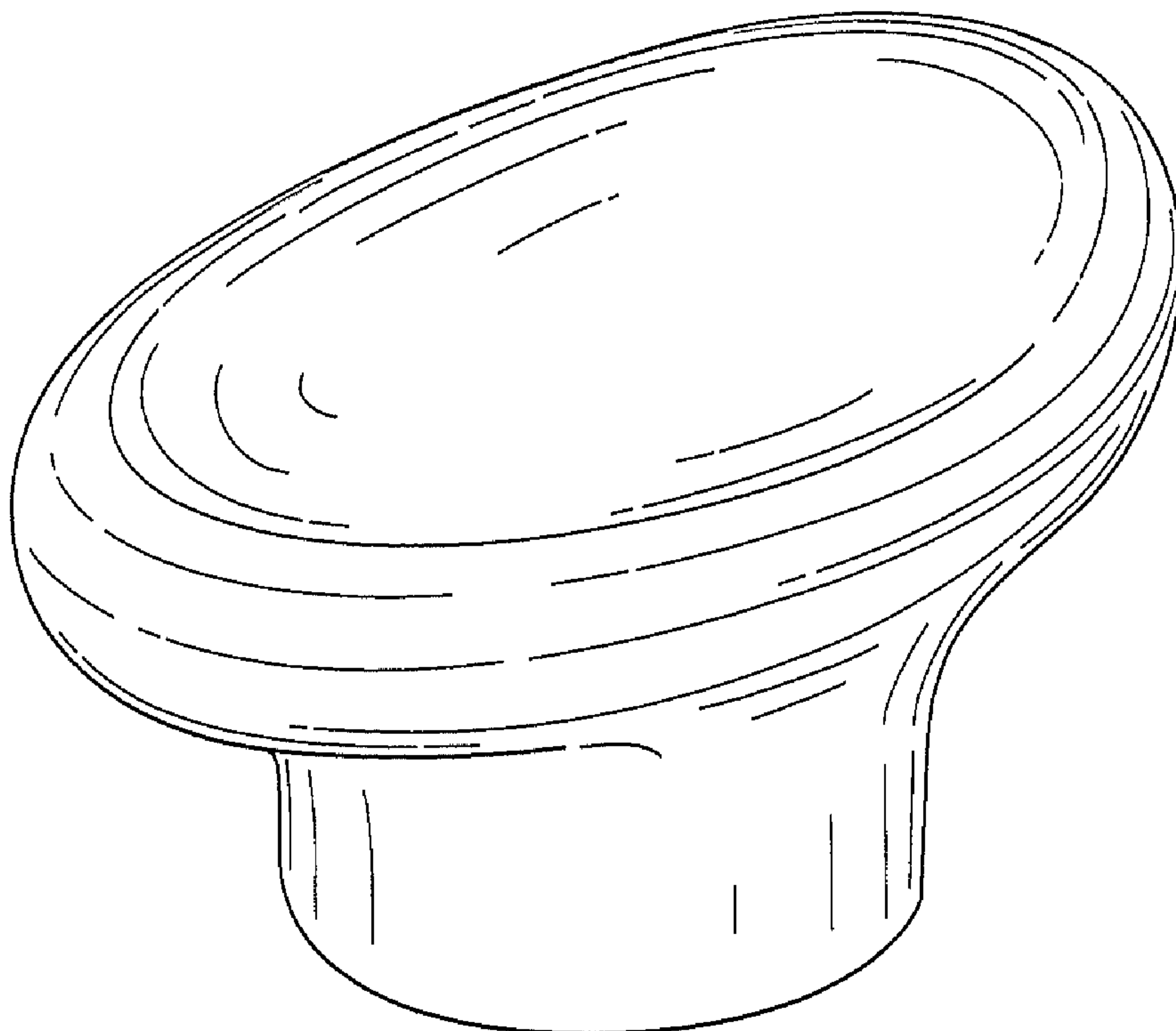
(57) **CLAIM**

The ornamental design for a cookware lid handle, as shown and described.

DESCRIPTION

FIG. 1 is a perspective view of the cookware lid handle showing my new design; FIG. 2 is a right side elevation view thereof; the left side elevation view being the mirror image thereof, FIG. 3 is a top plan view thereof; FIG. 4 is a bottom plan view thereof; and, FIG. 5 is a front elevation view thereof; the back side elevation view being the mirror image thereof. The broken lines in FIG. 4 are for illustrative purposes only, depicting the environment of the new design, forming no part thereof as claimed.

1 Claim, 4 Drawing Sheets



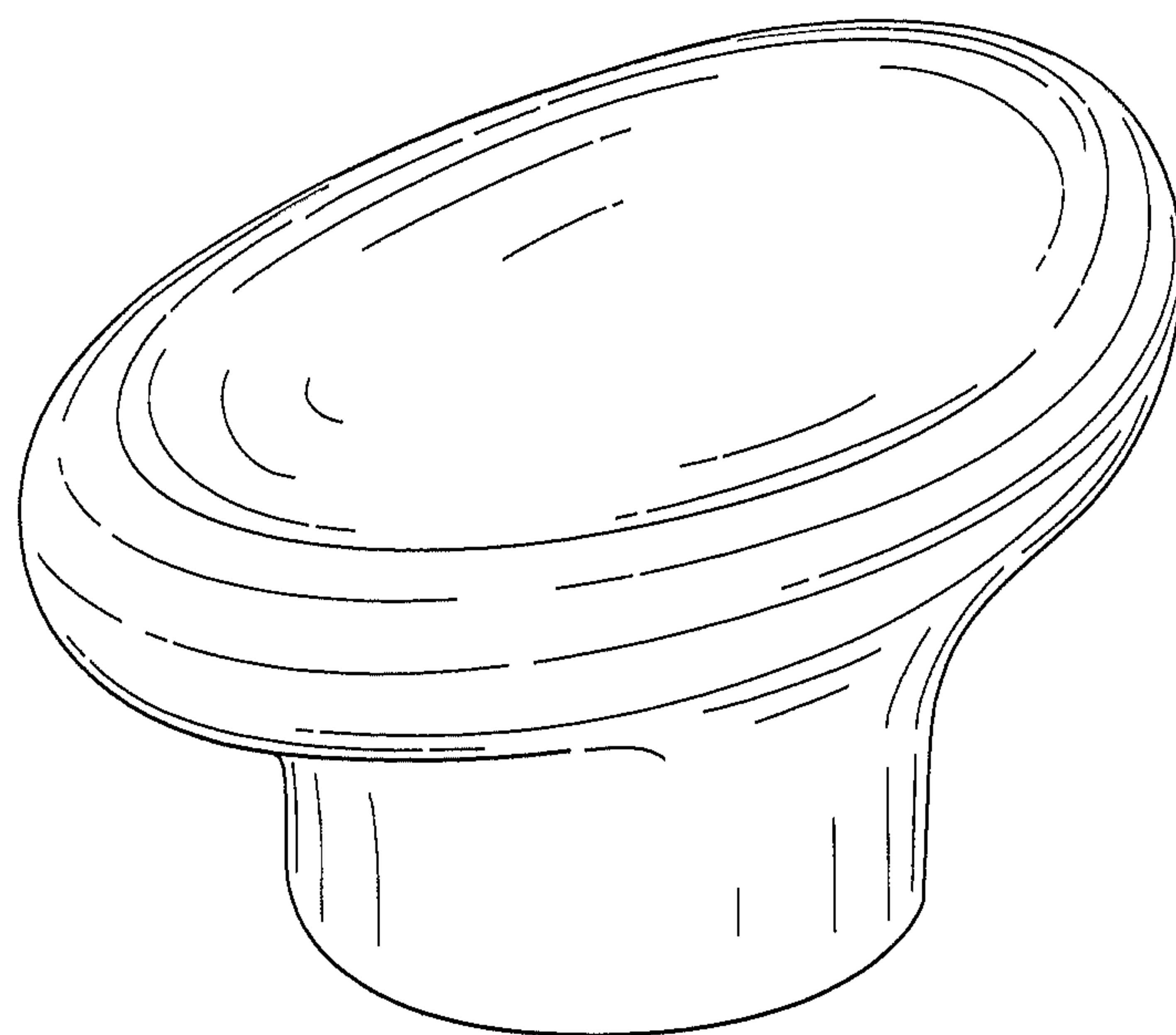


FIG. 1




FIG. 2

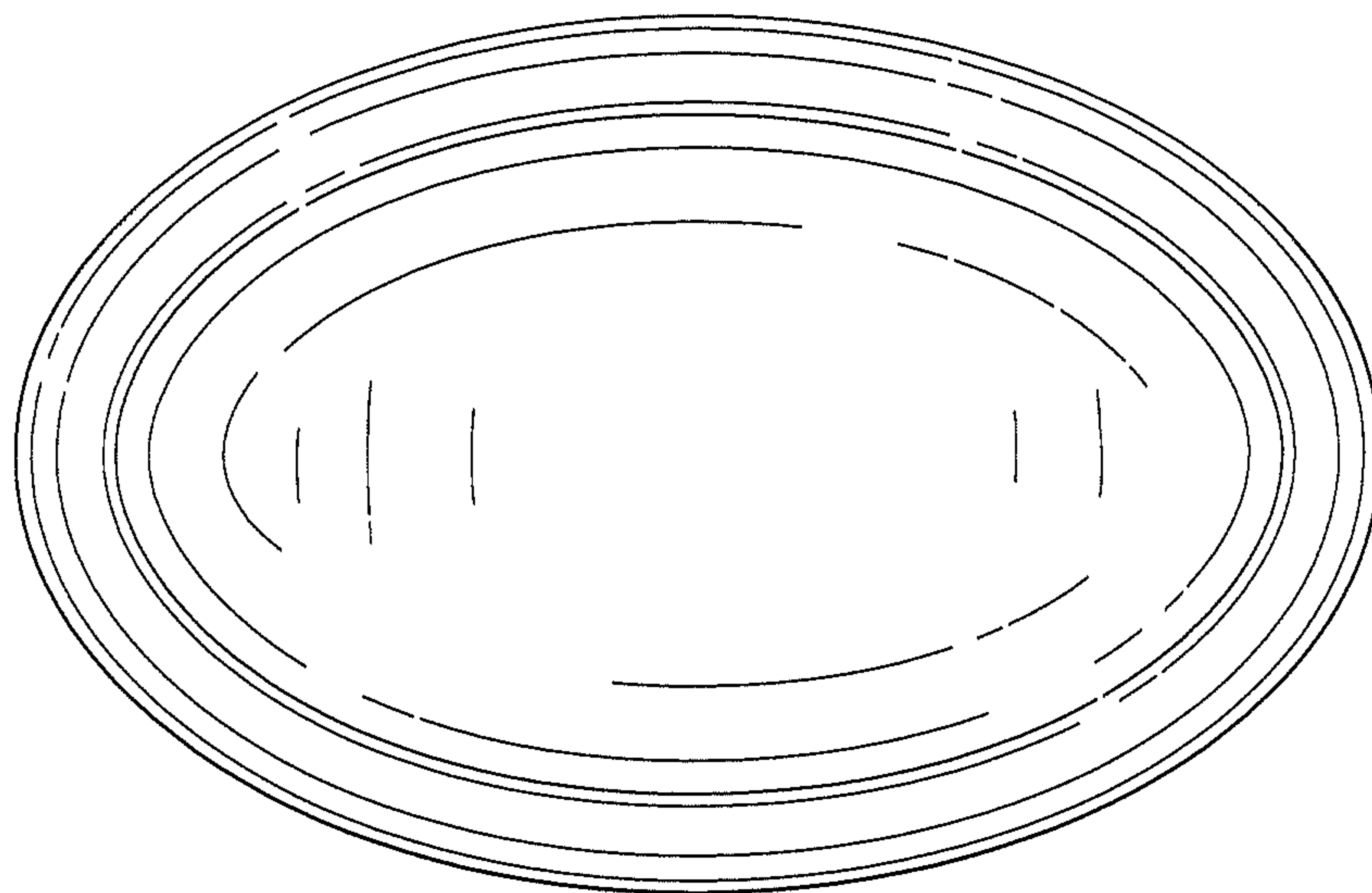


FIG. 3

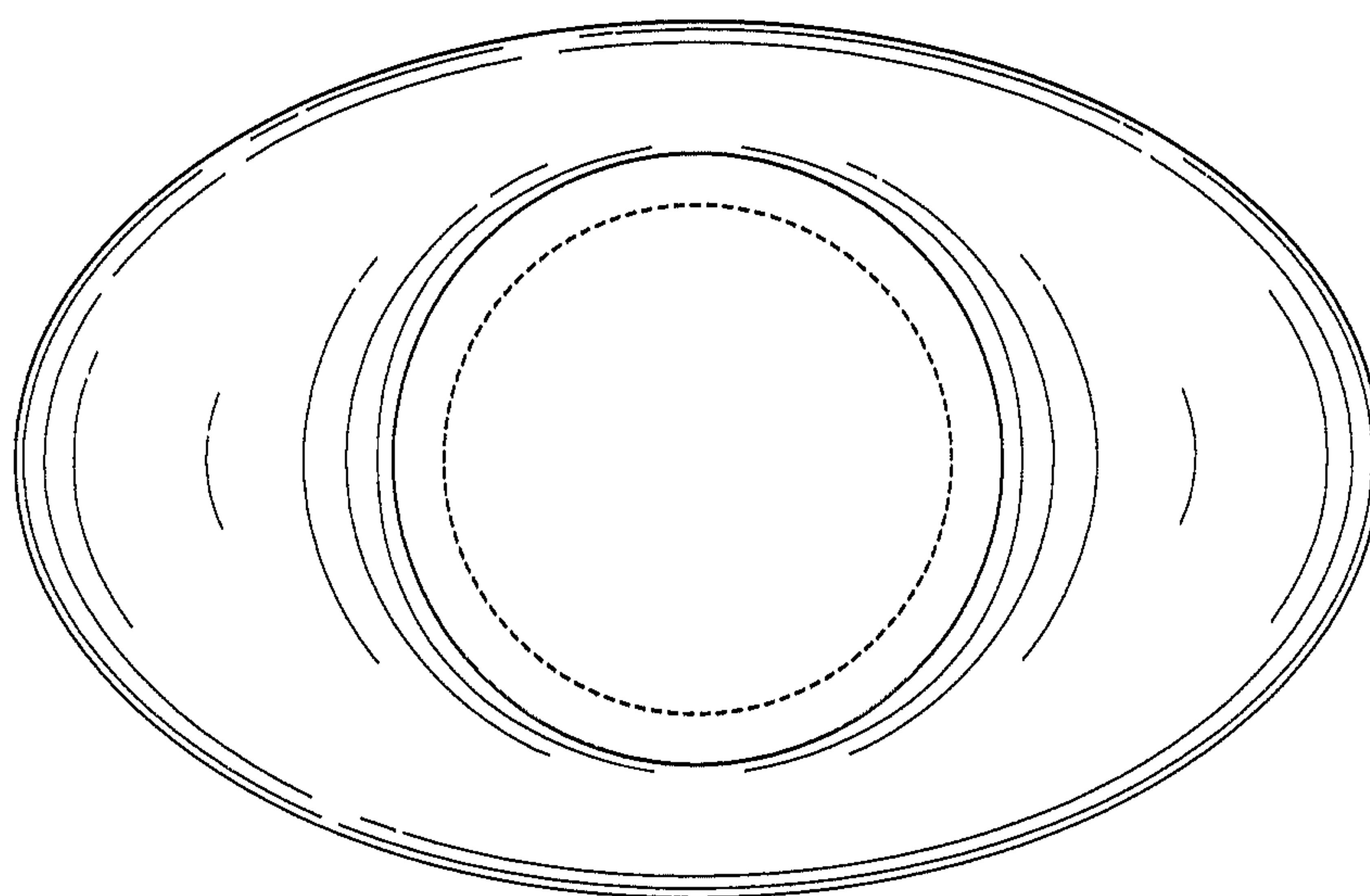


FIG. 4




FIG. 5