



US00D728969S

(12) **United States Design Patent**
Pfaff

(10) **Patent No.:** **US D728,969 S**

(45) **Date of Patent:** **** May 12, 2015**

(54) **PILLOW**

(71) Applicant: **Culto GmbH**, Thumsenreuth (DE)

(72) Inventor: **Marina Pfaff**, Bamberg (DE)

(73) Assignee: **Culto GmbH** (DE)

(**) Term: **14 Years**

(21) Appl. No.: **29/476,871**

(22) Filed: **Dec. 18, 2013**

(30) **Foreign Application Priority Data**

Jul. 2, 2013 (EM) 002266890-0003

(51) **LOC (10) Cl.** **06-09**

(52) **U.S. Cl.**
USPC **D6/599**; D6/601

(58) **Field of Classification Search**
USPC D6/351, 358, 359, 563, 564, 595, 596,
D6/597, 598, 600, 601, 604, 715, 716,
D6/716.1; D21/398, 405, 438, 439, 440,
D21/483, 576, 613, 623, 627, 803, 804, 805,
D21/808, 809; 5/401, 417, 419, 420, 625,
5/600, 630, 631, 632, 633, 635, 636, 638,
5/639, 646, 652, 655, 655.4, 690, 703,
5/730, 933, 946, 947; 128/202.18, 845;
446/268, 269; 441/51; 602/13;
D3/271.2, 271.3; 607/109;
D24/183-185, 809

See application file for complete search history.

(56) **References Cited**

U.S. PATENT DOCUMENTS

D275,436 S * 9/1984 Zierden D6/601
D315,246 S * 3/1991 Drake D3/271.3
5,027,457 A * 7/1991 Sweet 5/640
D373,920 S * 9/1996 Stephan D6/599
5,987,674 A * 11/1999 Schaffner et al. 5/632
D441,585 S * 5/2001 Strauser D6/599

D550,495 S * 9/2007 Boutin D6/601
D598,507 S * 8/2009 Manzanares D21/623
D614,708 S * 4/2010 Morris D21/627
D645,524 S * 9/2011 Maalouf D21/623
D658,240 S * 4/2012 Klemm et al. D21/627
D671,603 S * 11/2012 Klemm D21/627
2008/0141462 A1 * 6/2008 Woods 5/655

FOREIGN PATENT DOCUMENTS

EM 002149534-003 * 12/2012
EM 002266890 * 7/2013
ES D0513259-0001 * 9/2011
ES D0513259-0015 * 9/2011
ES D0513259-0016 * 9/2011
ES D0513259-0020 * 9/2011

* cited by examiner

Primary Examiner — Mary Ann Calabrese

Assistant Examiner — Jennifer L Rempfer

(74) *Attorney, Agent, or Firm* — Mayback & Hoffman, P.A.;
Gregory L. Mayback

(57) **CLAIM**

The ornamental design for a pillow, as shown and described.

DESCRIPTION

FIG. 1 is a picture of a front elevational view of the pillow showing my new design thereof;

FIG. 2 is a picture of a top elevational view of the pillow of FIG. 1;

FIG. 3 is a picture of a rear elevational view of the pillow of FIG. 1;

FIG. 4 is a picture of a bottom elevational view of the pillow of FIG. 1;

FIG. 5 is a picture of a left side elevational view of the pillow of FIG. 1;

FIG. 6 is a picture of a right side elevational view of the pillow of FIG. 1; and,

FIG. 7 is a picture of a front perspective view of the pillow of FIG. 1.

1 Claim, 7 Drawing Sheets






FIG. 1




FIG. 2



FIG. 3




FIG. 4



FIG. 5



FIG. 6



FIG. 7