



US00D728967S

(12) **United States Design Patent**
Malekpour

(10) **Patent No.:** **US D728,967 S**

(45) **Date of Patent:** **** May 12, 2015**

(54) **ADAPTOR FOR A BLIND SYSTEM**

(56) **References Cited**

(71) Applicant: **Gholamali Malekpour**, San Diego, CA
(US)

U.S. PATENT DOCUMENTS

(72) Inventor: **Gholamali Malekpour**, San Diego, CA
(US)

884,656	A *	4/1908	Green	248/252
1,530,276	A *	3/1925	Mehalska	248/252
2,225,281	A *	12/1940	Speranza	248/253
2,382,887	A *	8/1945	Letoile	248/252
2,508,737	A *	5/1950	Zeto	248/263
2,640,382	A *	6/1953	Grossman	81/119
2,902,243	A *	9/1959	Atwood	248/263
3,889,912	A *	6/1975	Ray	248/255
7,322,552	B1 *	1/2008	Lin et al.	248/252
D699,977	S *	2/2014	Malekpour	D6/580
D700,455	S *	3/2014	Malekpour	D6/580
2012/0193035	A1 *	8/2012	Malekpour	160/5
2014/0137708	A1 *	5/2014	York et al.	81/176.1

(**) Term: **14 Years**

(21) Appl. No.: **29/484,866**

(22) Filed: **Mar. 13, 2014**

Related U.S. Application Data

(63) Continuation of application No. 13/359,395, filed on
Jan. 26, 2012.

* cited by examiner

Primary Examiner — Karen S Acker
Assistant Examiner — Wendy Arminio

(51) **LOC (10) Cl.** **06-10**

(57) **CLAIM**

(52) **U.S. Cl.**
USPC **D6/580**

The ornamental design for an adaptor for a blind system, as
shown and described.

(58) **Field of Classification Search**

DESCRIPTION

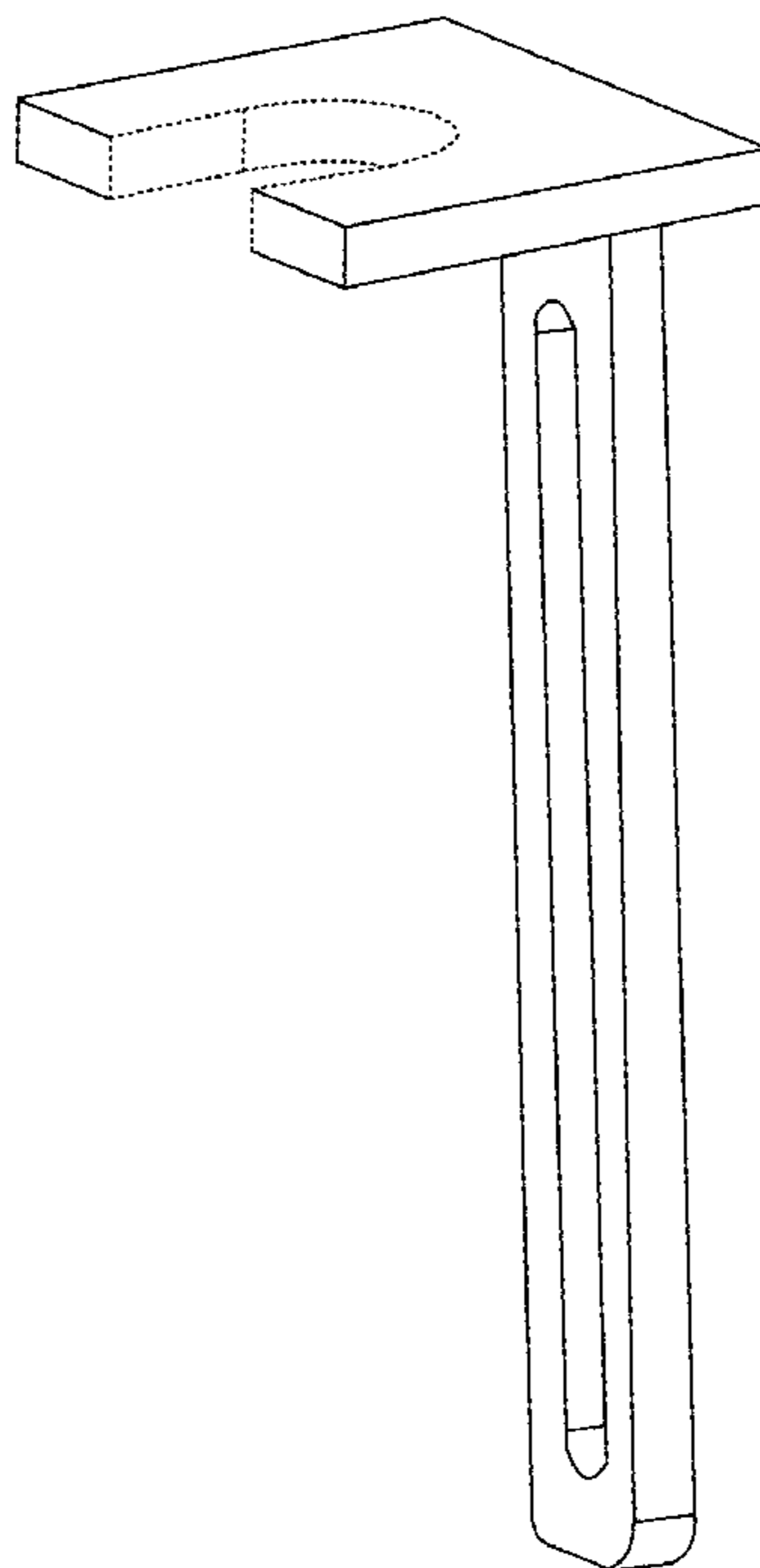
CPC E06B 3/30; E06B 9/00; E06B 9/02;
E06B 9/24; E06B 9/262; A47H 1/00; A47H
1/02; A47H 21/00; A47H 23/00; A47H 23/02;
A47H 23/04; A47H 2001/0205; A47H
2023/025
USPC D6/575, 576, 577, 578, 579, 580, 581;
D8/349, 352, 353, 368, 369, 376;
160/84.01, 84.02, 84.03, 84.04, 84.05,
160/84.06, 84.07, 84.08, 107, 108, 111,
160/113, 130, 133

FIG. 1 is a perspective view of an adaptor for a blind system;
FIG. 2 is a front view thereof;
FIG. 3 is a rear view thereof;
FIG. 4 is a left side view thereof;
FIG. 5 is a right side view thereof;
FIG. 6 is a top view thereof; and,
FIG. 7 is a bottom view thereof.

The broken lines in the drawings depict portions of an adaptor
for a blind system that form no part of the claimed design.

See application file for complete search history.

1 Claim, 6 Drawing Sheets



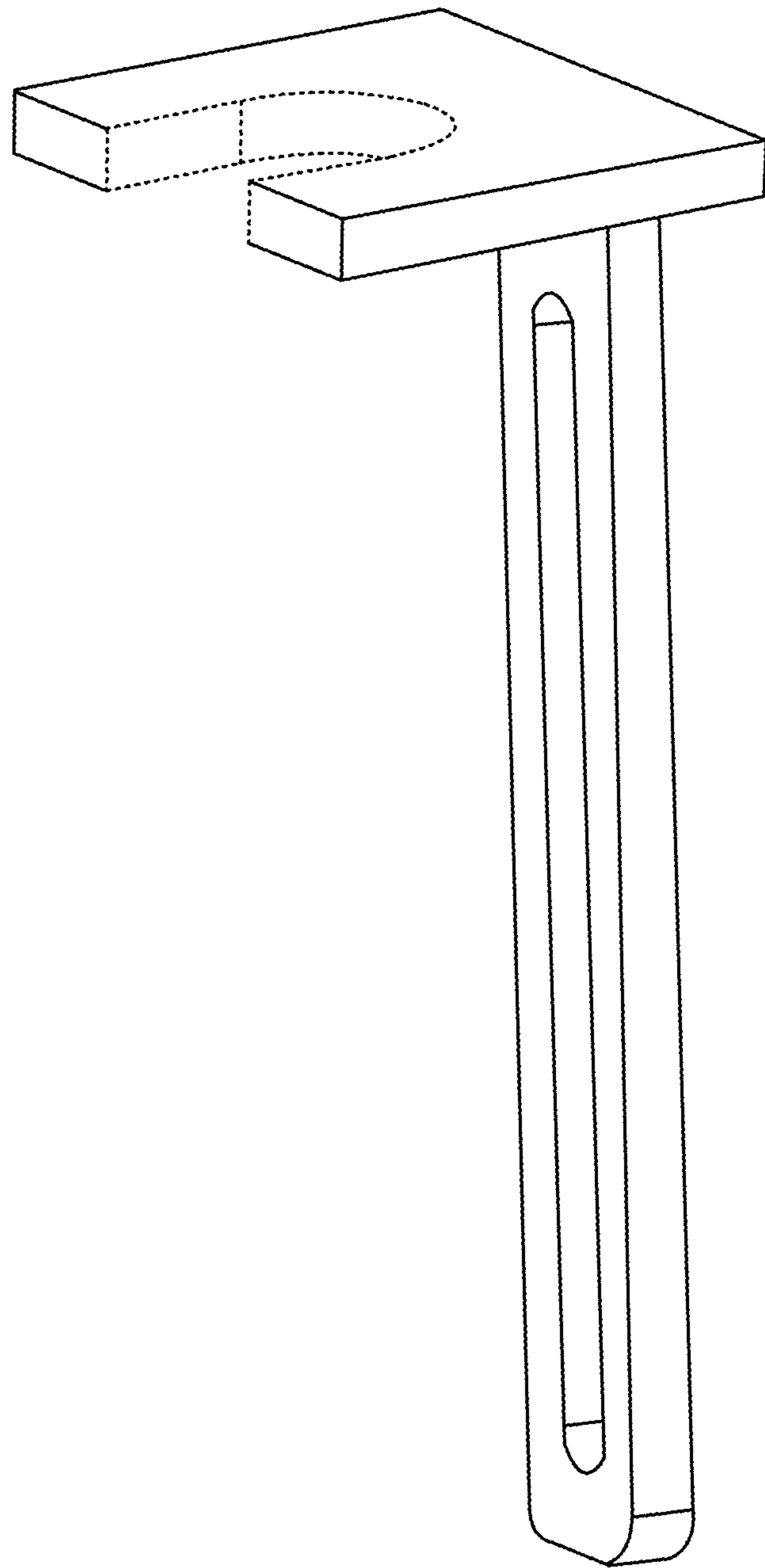


FIGURE 1

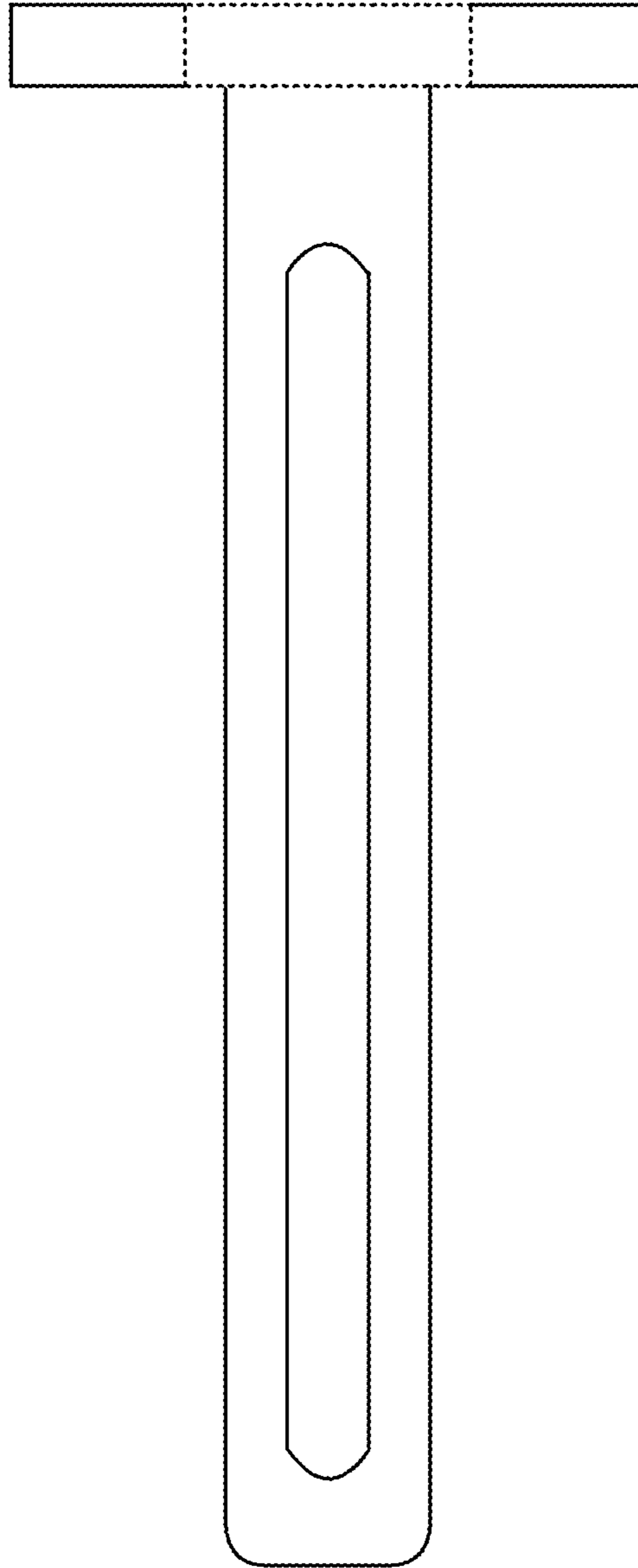


FIGURE 2

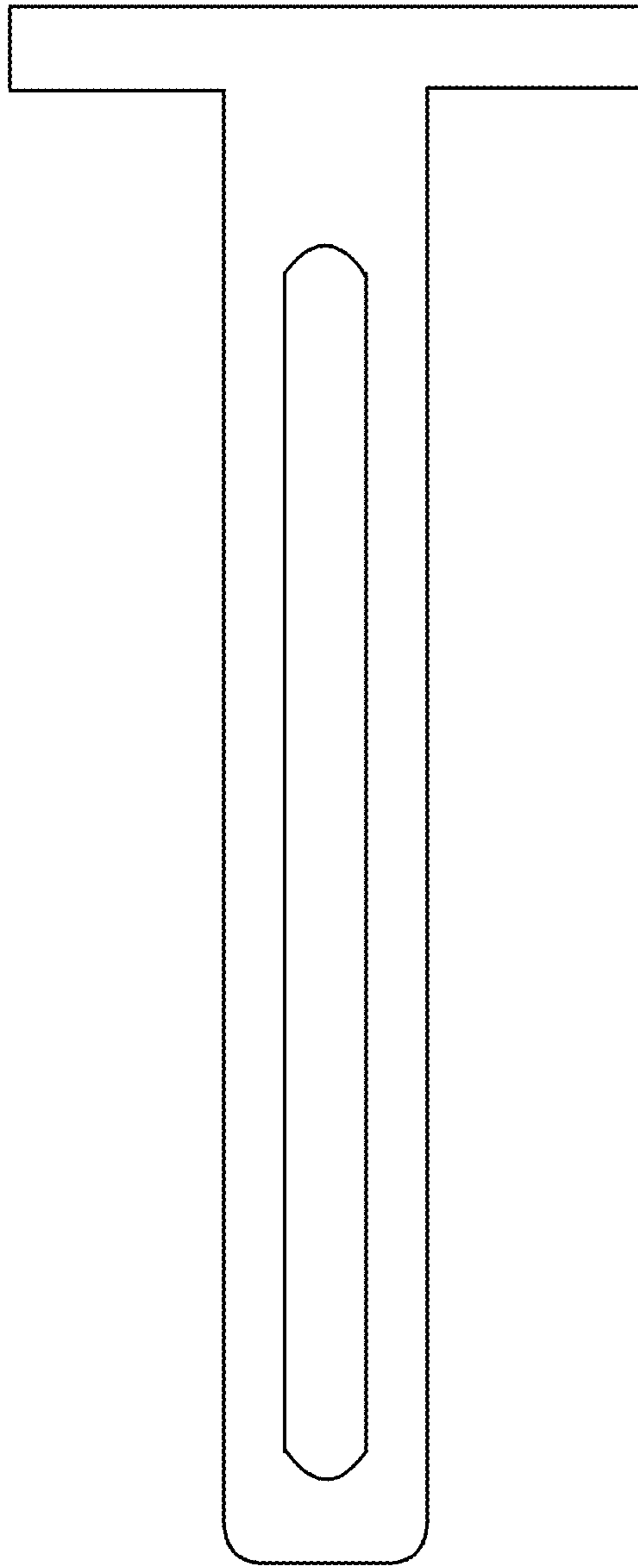


FIGURE 3




FIGURE 4




FIGURE 5

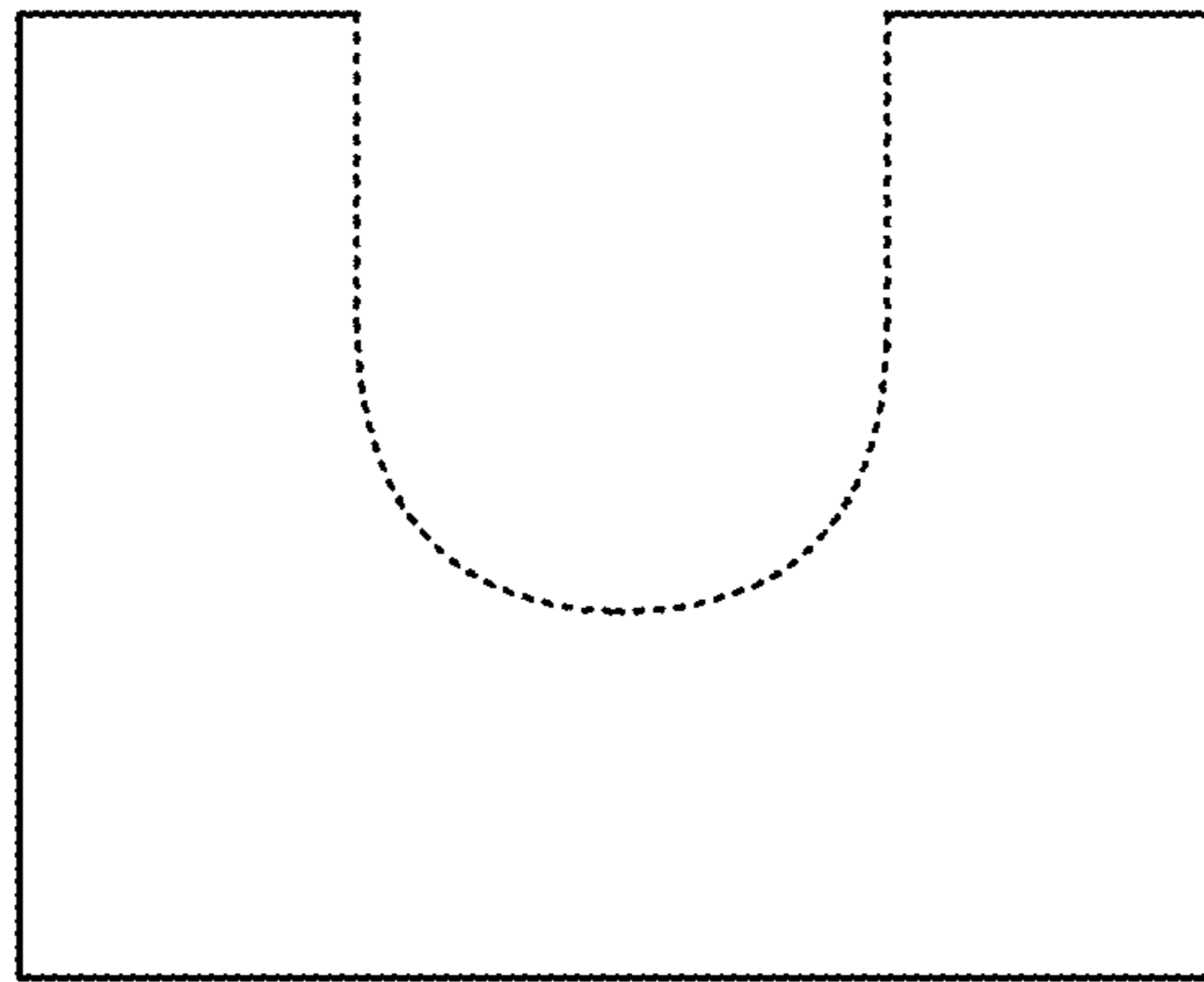


FIGURE 6

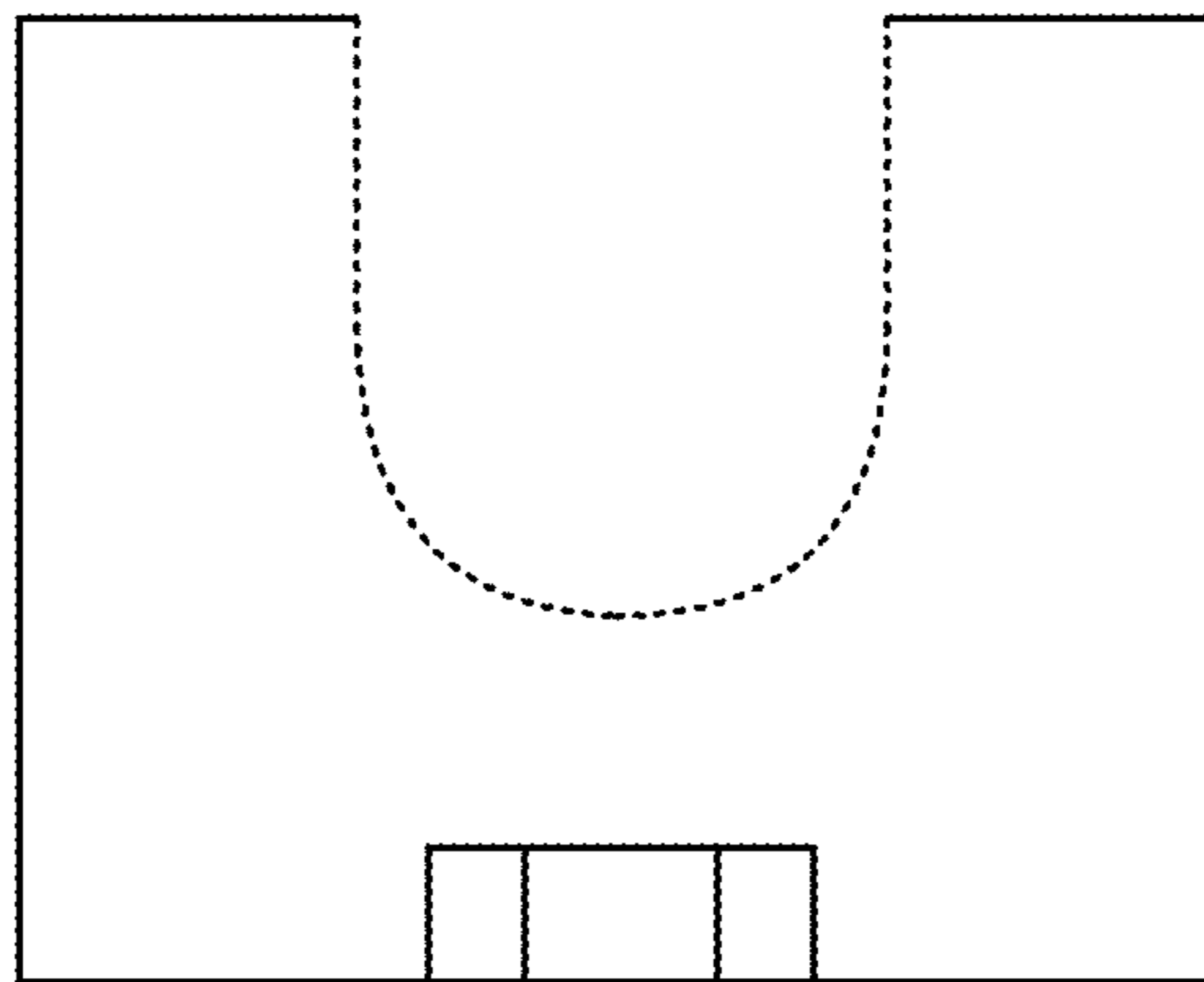


FIGURE 7