



US00D728965S

(12) **United States Design Patent**
DeChristofaro

(10) **Patent No.:** **US D728,965 S**
(45) **Date of Patent:** **** May 12, 2015**

- (54) **MULTI-PIECE SKIRT FOR A DOCK**
- (71) Applicant: **David DeChristofaro Investments, LLC**, Niles, OH (US)
- (72) Inventor: **David M. DeChristofaro**, Niles, OH (US)
- (73) Assignee: **David DeChristofaro Investments, LLC**, Niles, OH (US)
- (**) Term: **14 Years**
- (21) Appl. No.: **29/483,157**
- (22) Filed: **Feb. 26, 2014**
- (51) **LOC (10) Cl.** **23-02**
- (52) **U.S. Cl.**
USPC **D6/534**
- (58) **Field of Classification Search**
USPC D6/524, 526, 527, 528, 534, 525;
206/208, 228, 209, 209.1, 361, 362,
206/362.1, 362.2, 362.3; 211/13.1, 66,
211/70.6, 86.01, 87.01; D7/701, 635, 637;
D9/434, 485; D34/6; 220/737, 183
See application file for complete search history.

(56) **References Cited**

U.S. PATENT DOCUMENTS

2,600,911	A	*	6/1952	Olson	220/737
D347,577	S	*	6/1994	Dire	D9/455
D389,686	S	*	1/1998	Drage	D6/528
D478,509	S	*	8/2003	DeCotis	D9/455
D634,139	S	*	3/2011	Volk	D6/534
D667,248	S	*	9/2012	Lawer	D6/534
D687,246	S	*	8/2013	Rodriguez	D6/534
D701,394	S	*	3/2014	Lin	D6/534
D714,570	S	*	10/2014	DeChristofaro	D6/524
D714,572	S	*	10/2014	DeChristofaro	D6/534

* cited by examiner

Primary Examiner — Brian N Vinson

(74) *Attorney, Agent, or Firm* — Blank Rome LLP

(57) **CLAIM**

The ornamental design for a multi-piece skirt for a dock, as shown and described.

DESCRIPTION

FIG. 1 is a perspective view of a multi-piece flexible skirt of a first embodiment of the present design, the multi-piece

flexible skirt comprising a top skirt section, a middle skirt section, and a bottom skirt section shown fitted on a cylindrical dock for objects such as kitchen scrubbers, soap dispensers, toothbrushes, and toothpaste tubes, the cylindrical dock being illustrated in dashed lines.

FIG. 2 is a top view of each of the top skirt section, the middle skirt section, and the bottom skirt section of FIG. 1 in an expanded position, the bottom view of each of the skirt sections in the expanded position being a mirror image thereof. FIG. 3 is a left-side view of the middle skirt section of the multi-piece flexible skirt of FIG. 1, the right-side view being a mirror image thereof.

FIG. 4 is a left-side view of the top and bottom skirt sections of the multi-piece flexible skirt of FIG. 1, the right-side view of each being a mirror image thereof.

FIG. 5 is a top view of each of the top skirt section, the middle skirt section, and the bottom skirt section of FIG. 1 in a collapsed position, the bottom view of each of the skirt sections in the collapsed position being a mirror image thereof. FIG. 6 is a perspective view of first and second sections of a multi-piece rigid skirt of a second embodiment of the present design, the sections shown in a closed position as they would be when disposed around a cylindrical dock for objects, such as the dock illustrated in FIG. 1.

FIG. 7 is a perspective view of the first and second sections of the multi-piece rigid skirt of FIG. 6 shown in an open position.

FIG. 8 is a top view of each section of the multi-piece rigid skirt of FIG. 6 in the closed position, the bottom view of each section of the multi-piece rigid skirt being a mirror image thereof.

FIG. 9 is a front view of the first section of the multi-piece rigid skirt of FIG. 6 in the closed position.

FIG. 10 is a rear view of the first section of the multi-piece rigid skirt of FIG. 6 in the closed position.

FIG. 11 is a front view of the second section of the multi-piece rigid skirt of FIG. 6 in the closed position.

FIG. 12 is a rear view of the second section of the multi-piece rigid skirt of FIG. 6 in the closed position.

FIG. 13 is a perspective view of the multi-piece flexible skirt of the first embodiment of the present design shown fitted on a four-opening dock for objects such as kitchen scrubbers, soap dispensers, toothbrushes, and toothpaste tubes, the dock being illustrated in dashed lines.

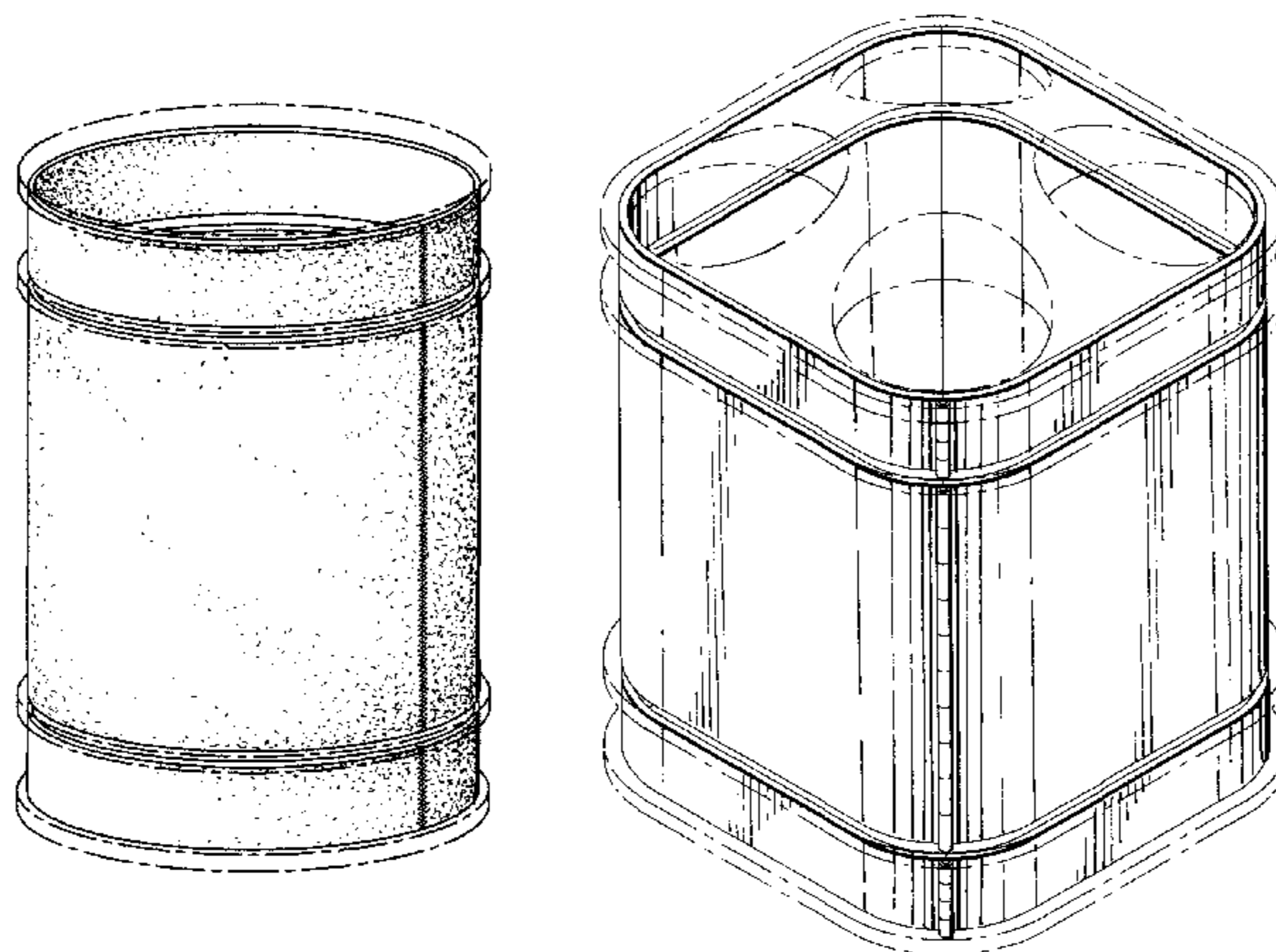


FIG. 14 is a perspective view of a multi-piece rigid skirt of a third embodiment of the present design, the multi-piece rigid skirt comprising a top skirt section, a middle skirt section, and a bottom skirt section shown fitted on a four-opening dock for objects such as kitchen scrubbers, soap dispensers, toothbrushes, and toothpaste tubes, the dock being illustrated in dashed lines.

FIG. 15 is a perspective view of the top skirt section and the middle skirt section of FIG. 14 shown in a closed position, the perspective view of the bottom skirt section in a closed position being identical to the illustrated perspective view of the top skirt section in the closed position.

FIG. 16 is a perspective view of the top skirt section and the middle skirt section of FIG. 14 shown in an open position, the perspective view of the bottom skirt section in an open position being identical to the illustrated perspective view of the top skirt section in the open position.

FIG. 17 is top view of each section of the multi-piece rigid skirt of FIG. 14 in the closed position, the bottom view of each skirt section of the multi-piece rigid skirt being a mirror image thereof.

FIG. 18 is a front view of the top and bottom skirt sections of the multi-piece rigid skirt of FIG. 14 in the closed position, the right-side view being a mirror image thereof.

FIG. 19 is a rear view of the top and bottom skirt sections of the multi-piece rigid skirt of FIG. 14 in the closed position, the left-side view being a mirror image thereof.

FIG. 20 is a front view of the middle skirt section of the multi-piece rigid skirt of FIG. 14 in the closed position, the right-side view being a mirror image thereof; and,

FIG. 21 is a rear view of the middle skirt section of the multi-piece rigid skirt of FIG. 14 in the closed position, the left-side view being a mirror image thereof.

The dashed lines shown in the figures represent environmental subject matter and form no part of the claimed design.

1 Claim, 6 Drawing Sheets




FIG. 1




FIG. 2

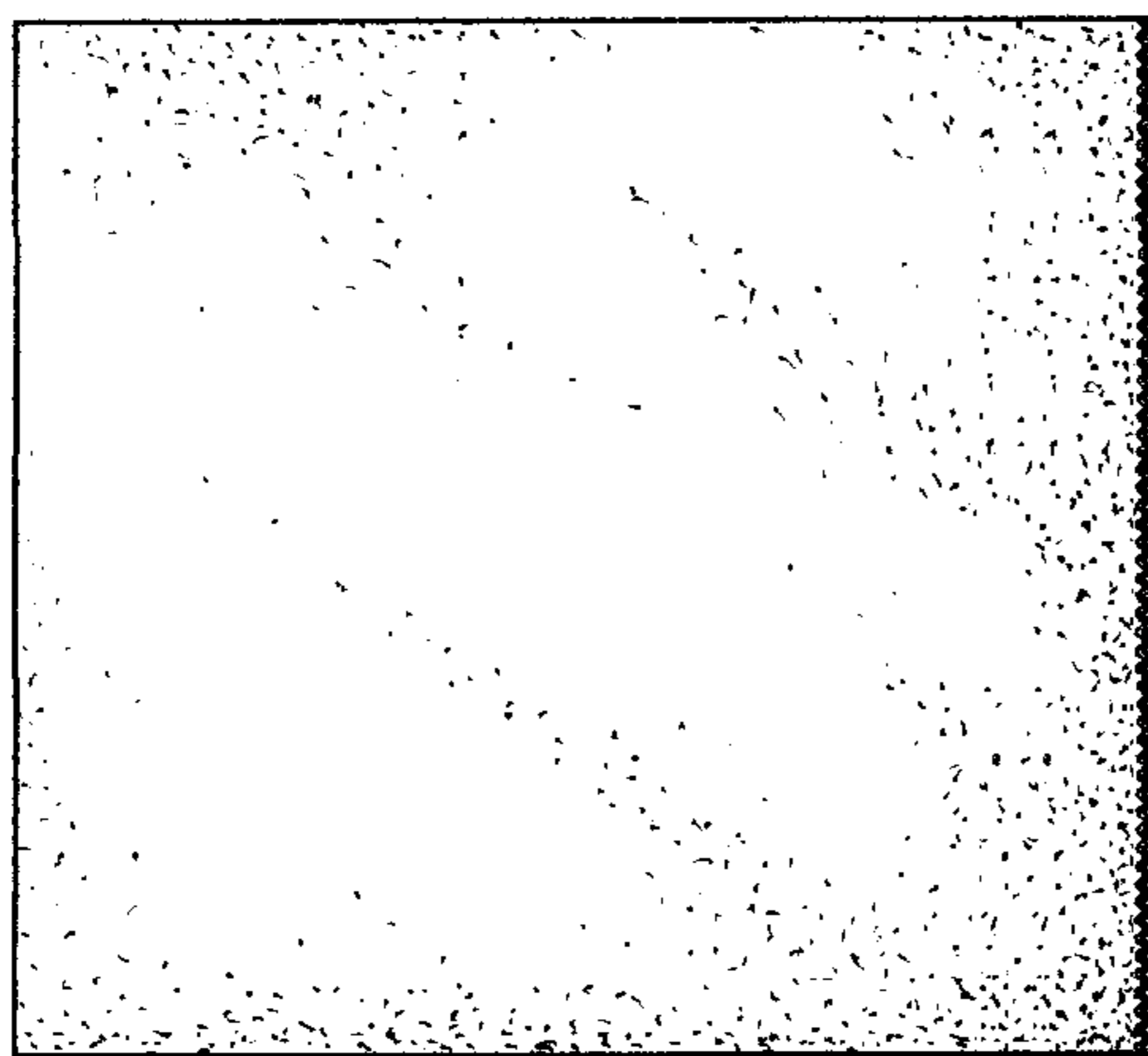


FIG. 3





FIG. 4

FIG. 5



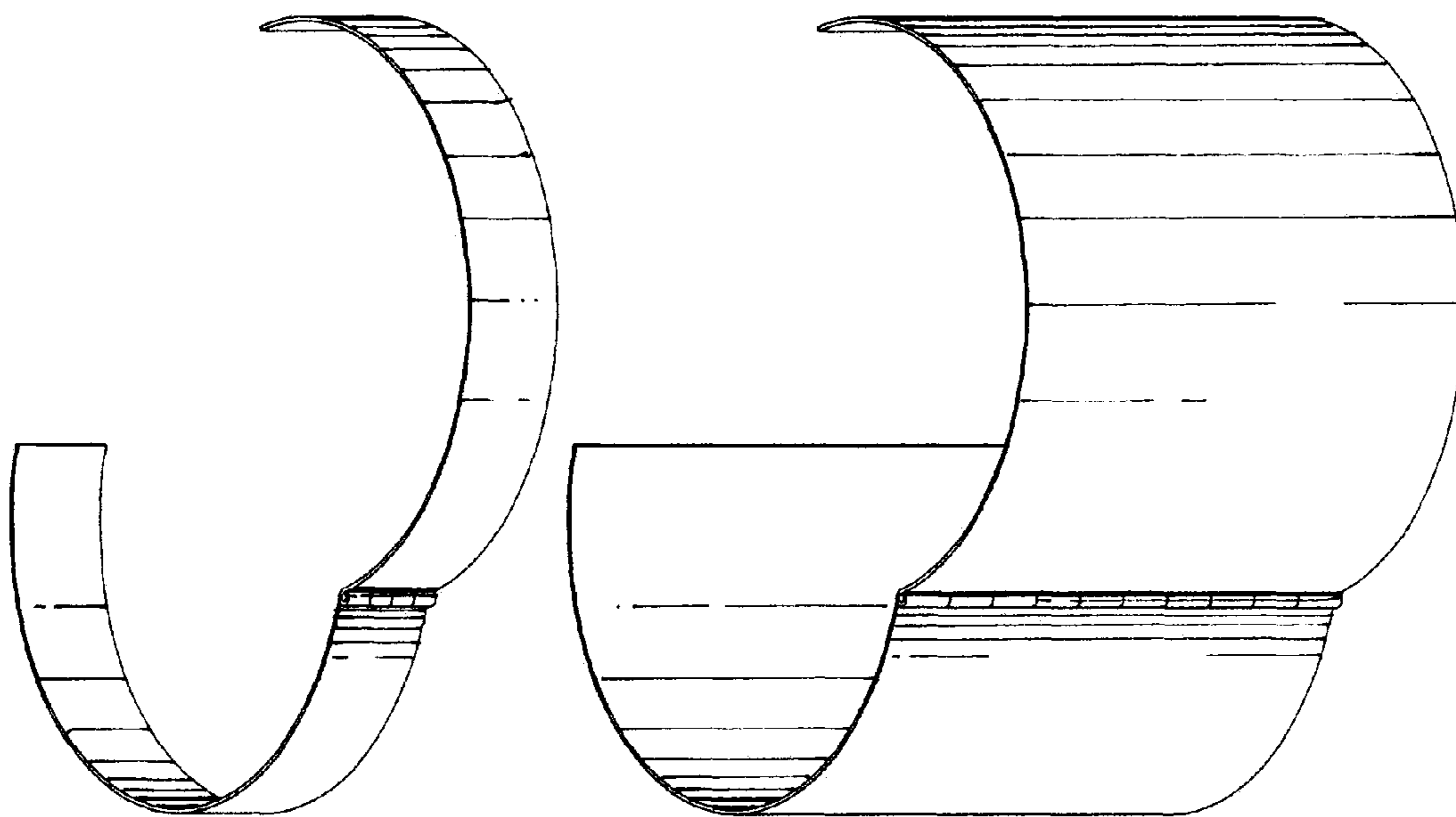


FIG. 7

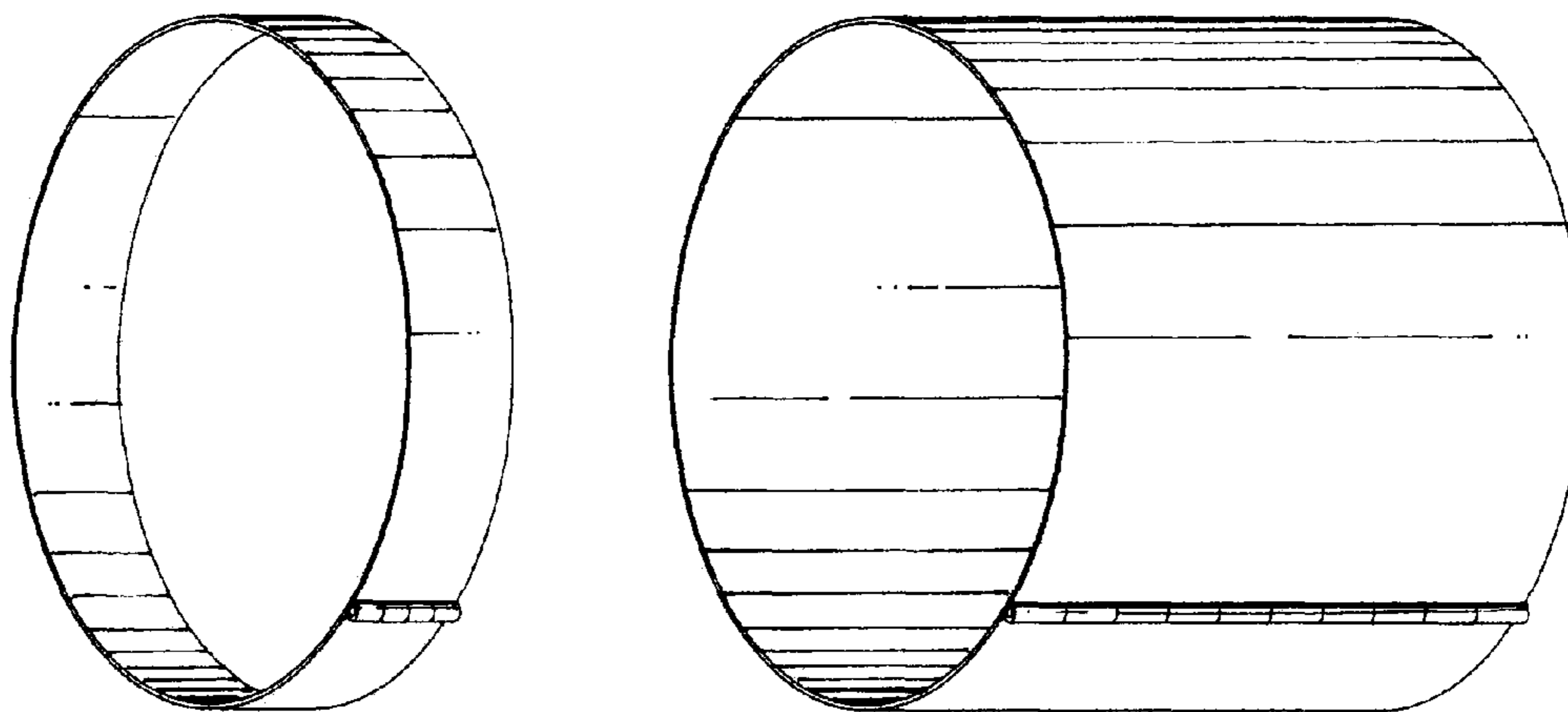


FIG. 6




FIG. 8

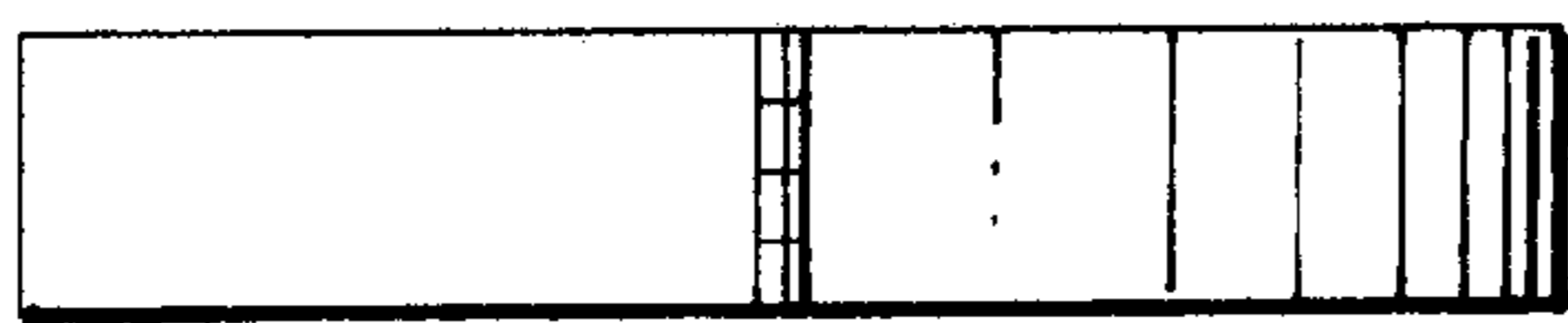


FIG. 9

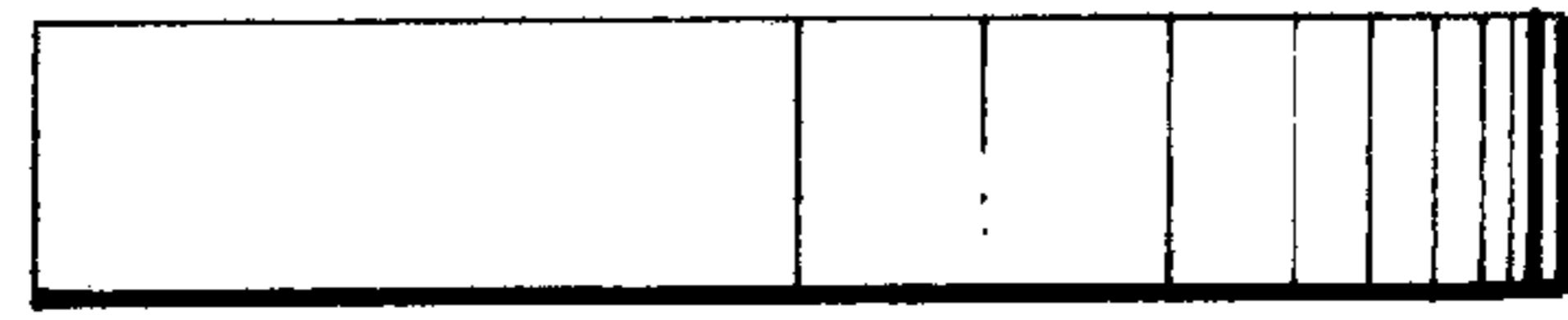


FIG. 10

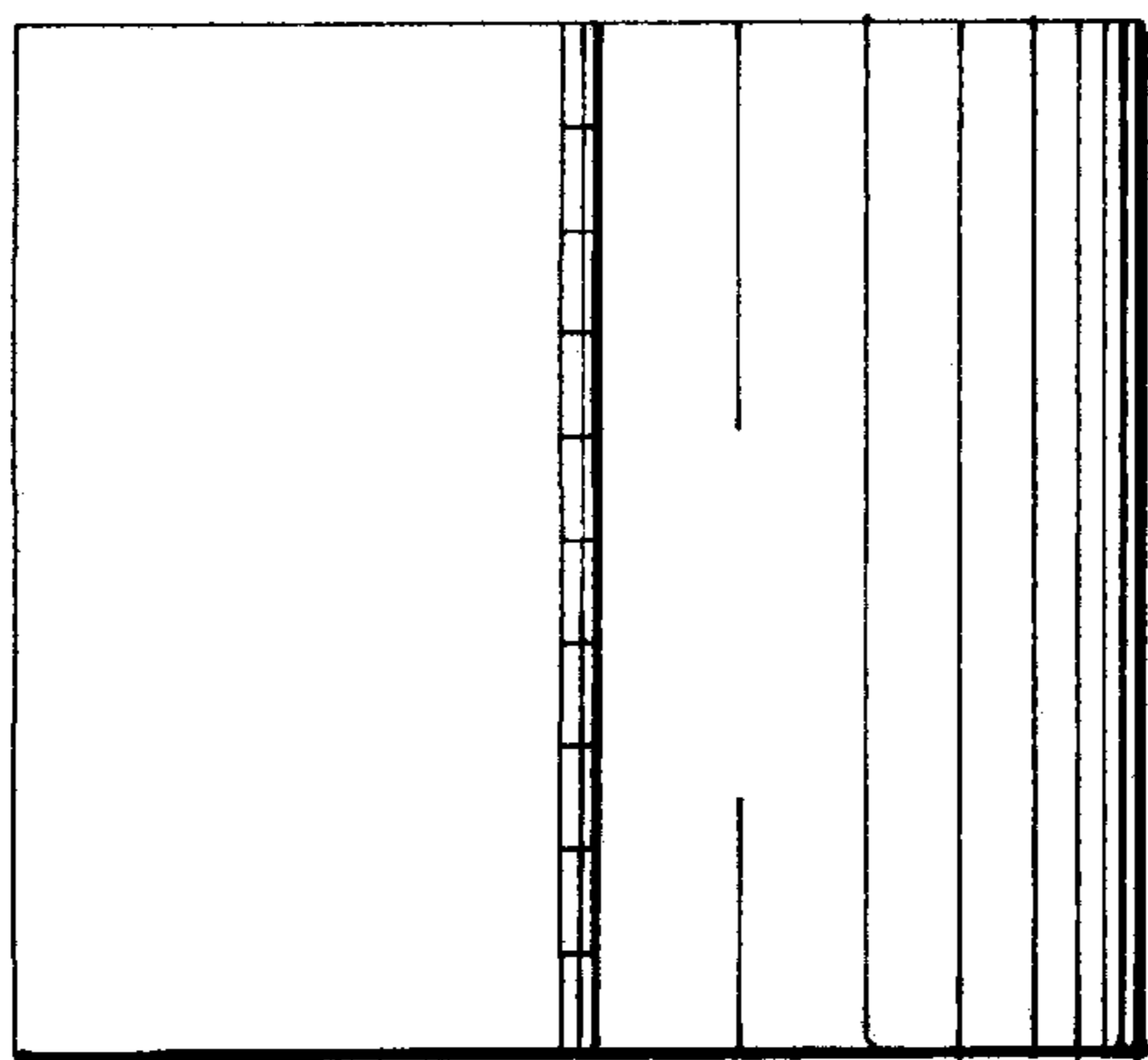


FIG. 11

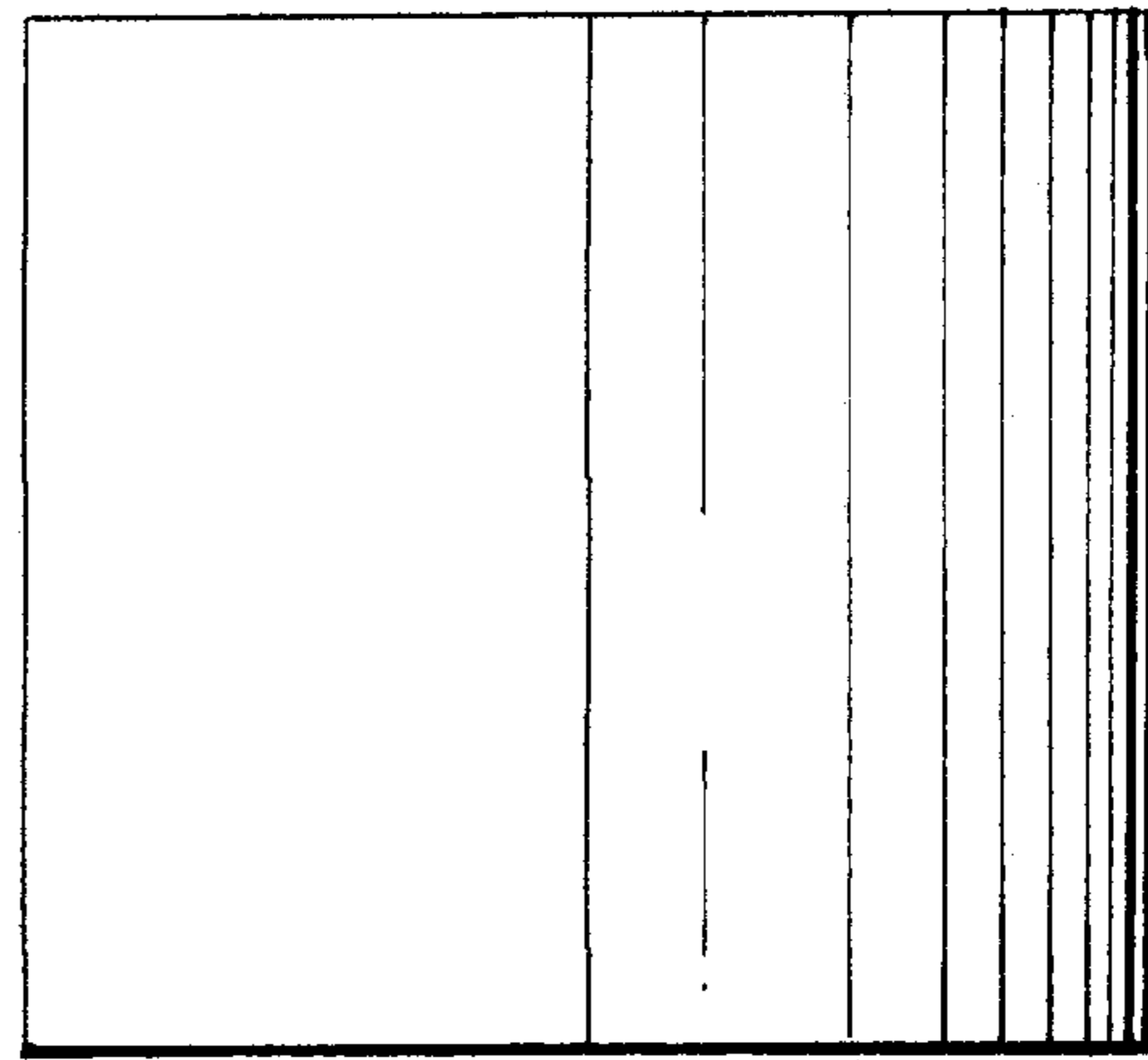


FIG. 12

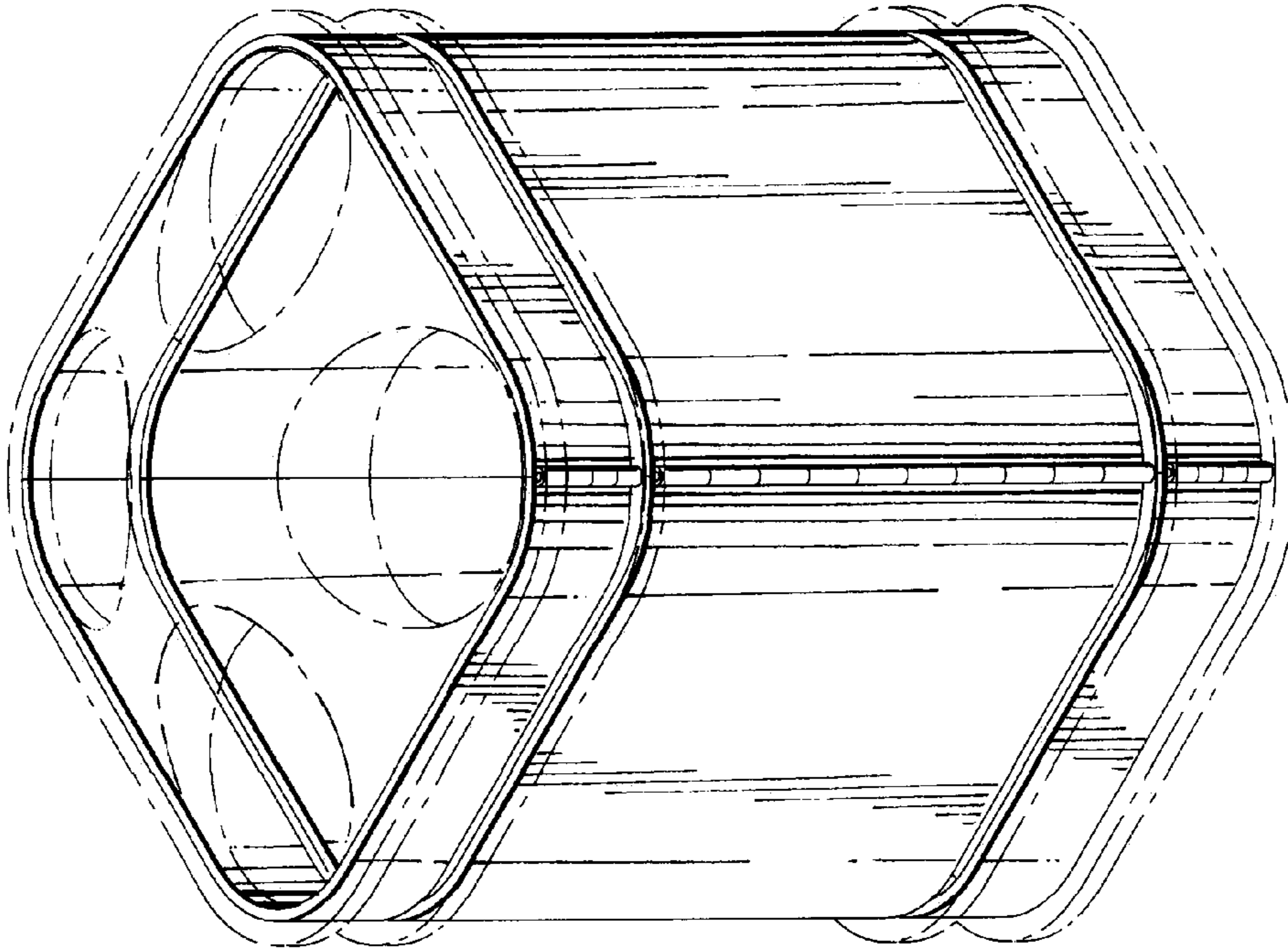


FIG. 14

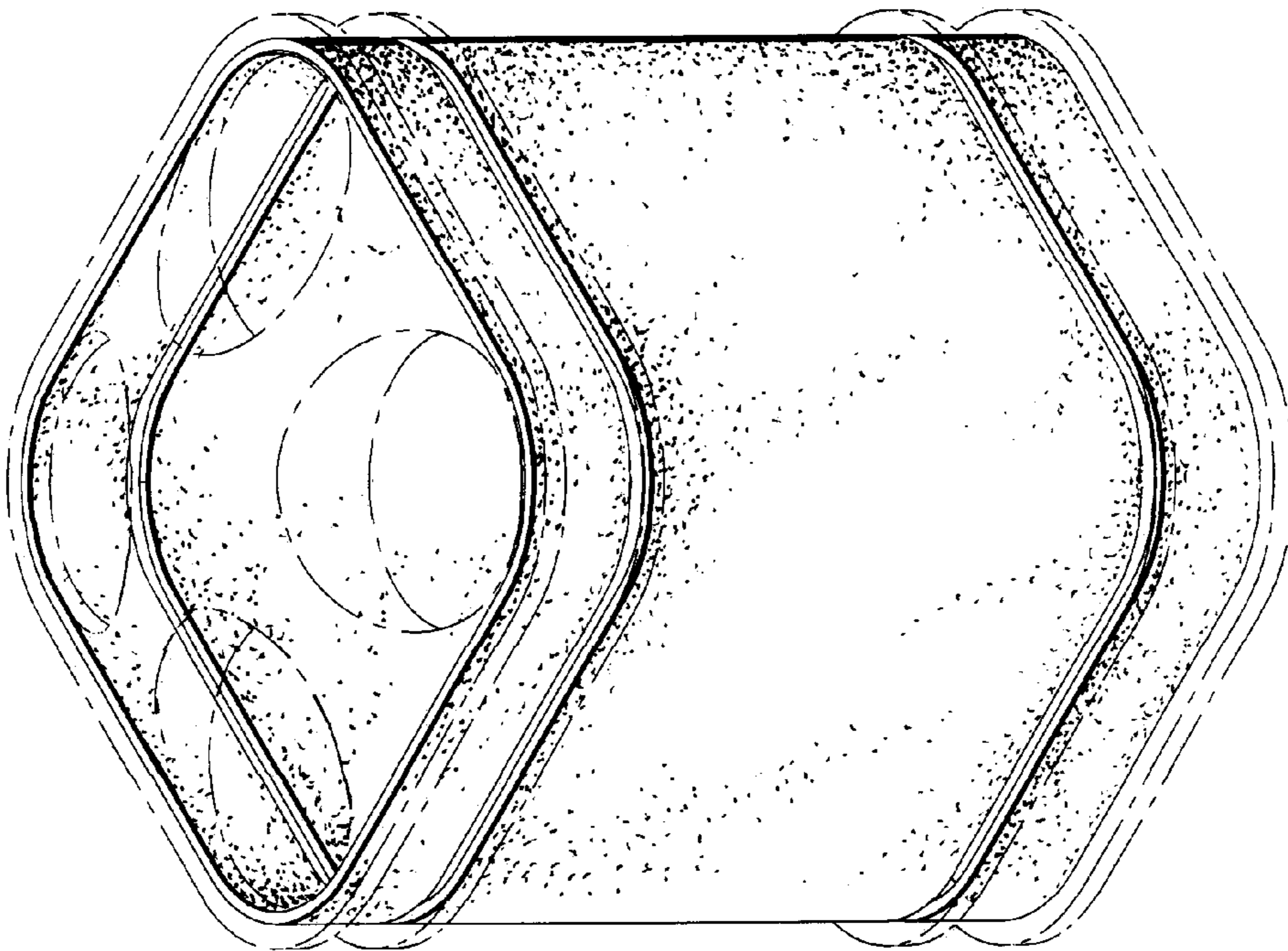


FIG. 13

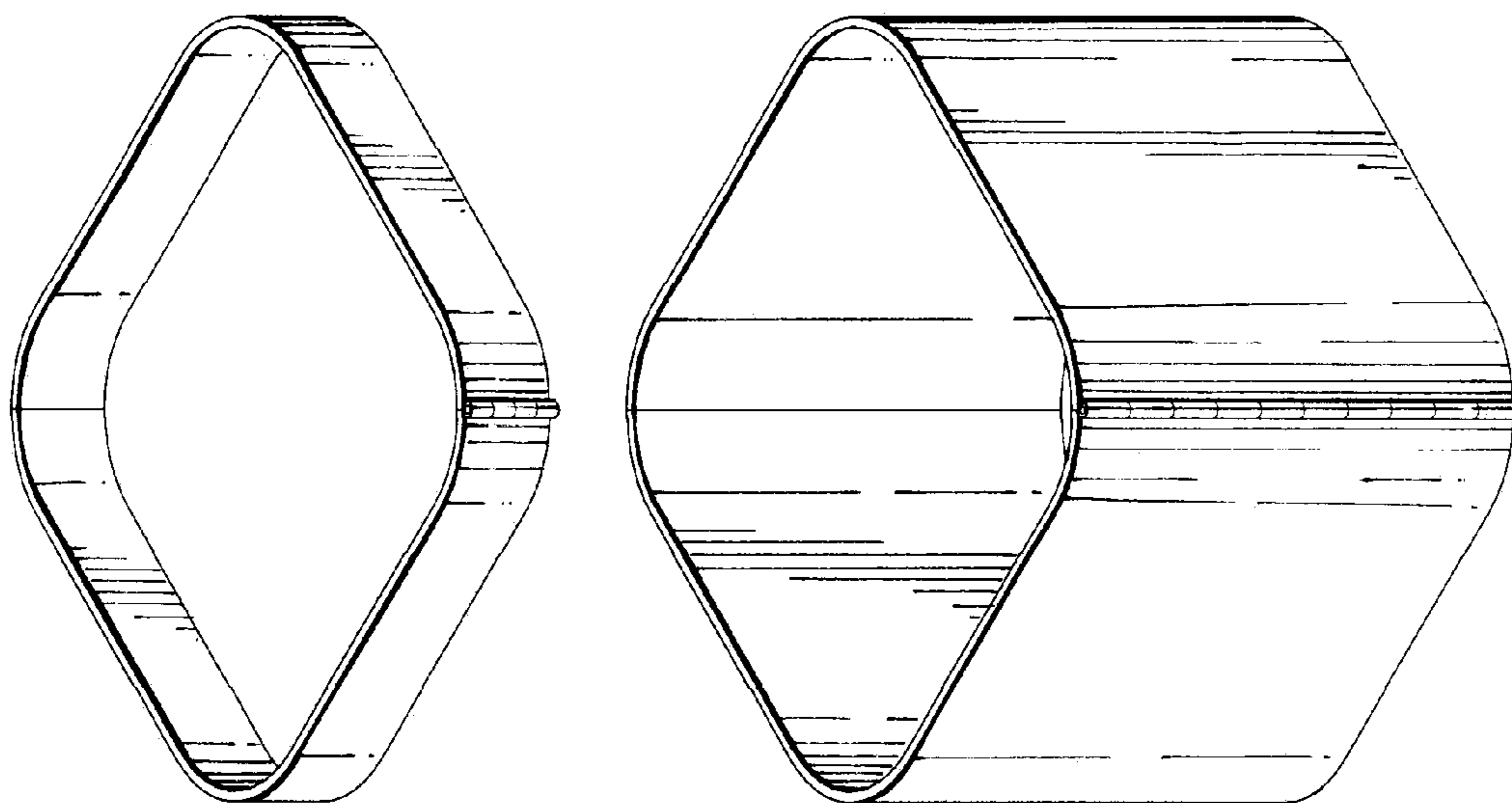


FIG. 15

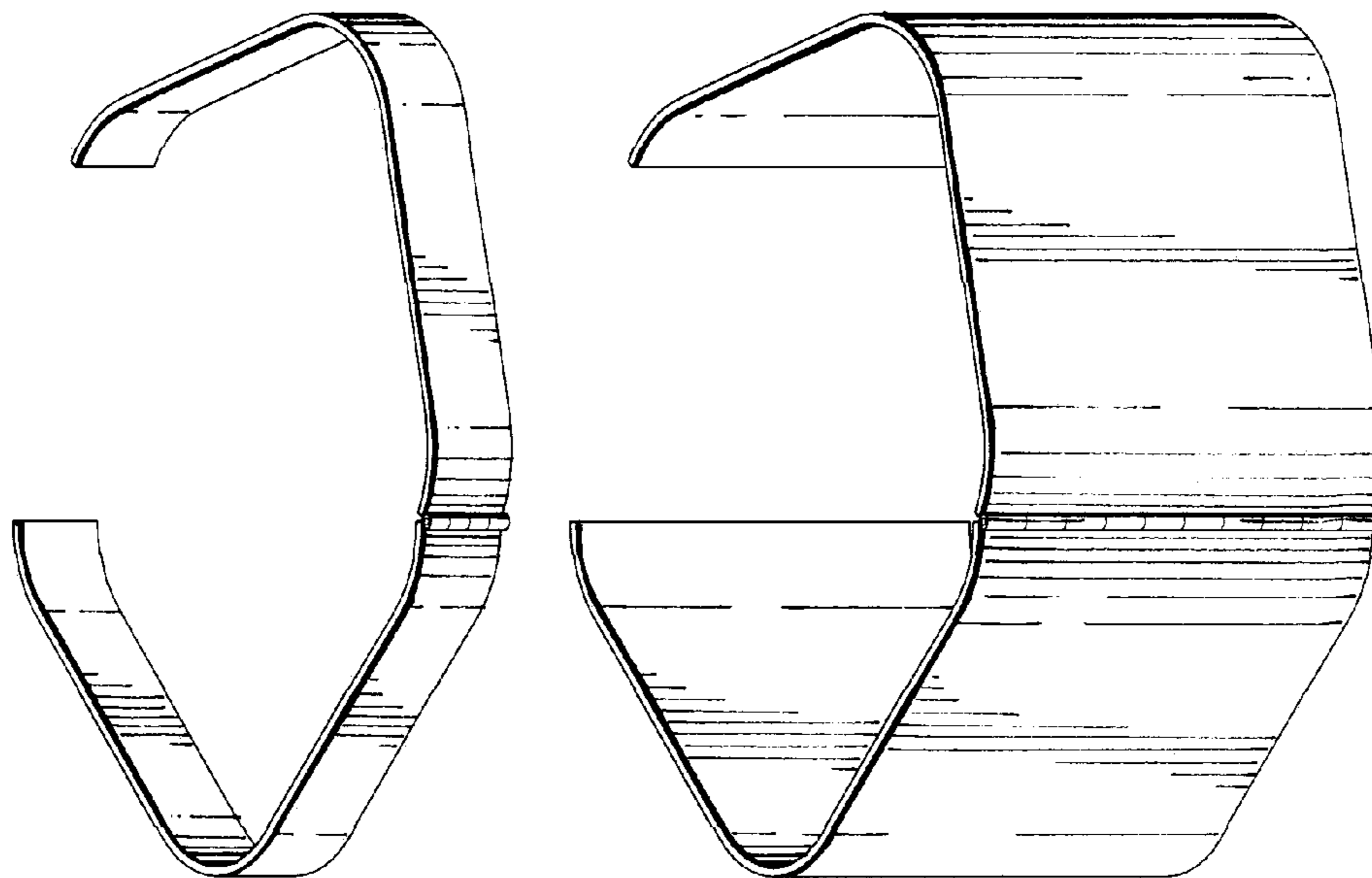


FIG. 16




FIG. 17

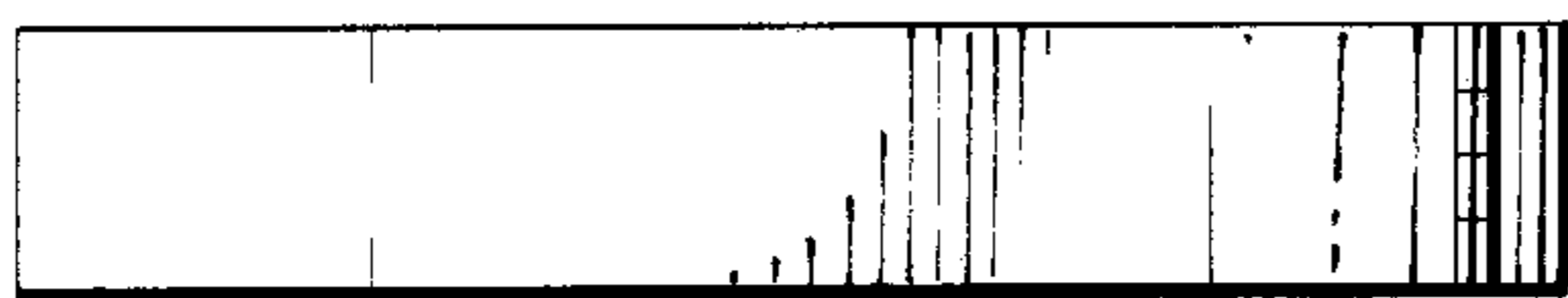


FIG. 18

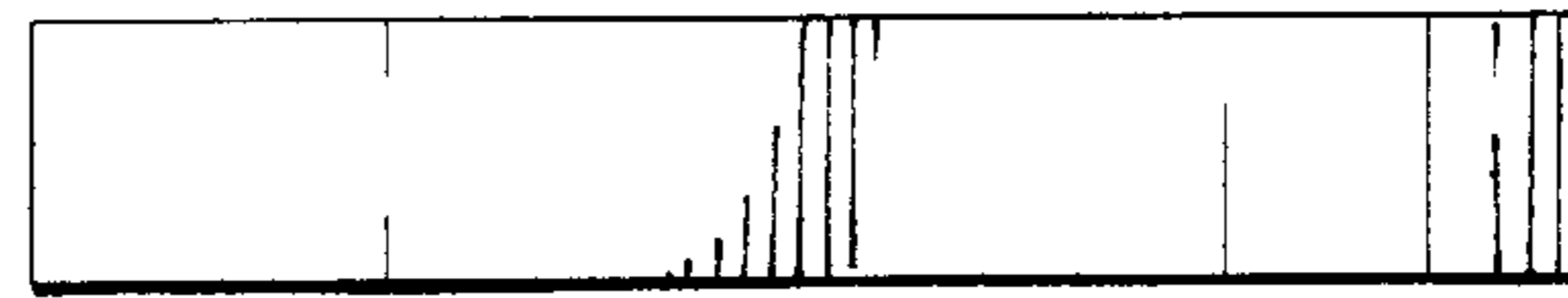


FIG. 19




FIG. 20

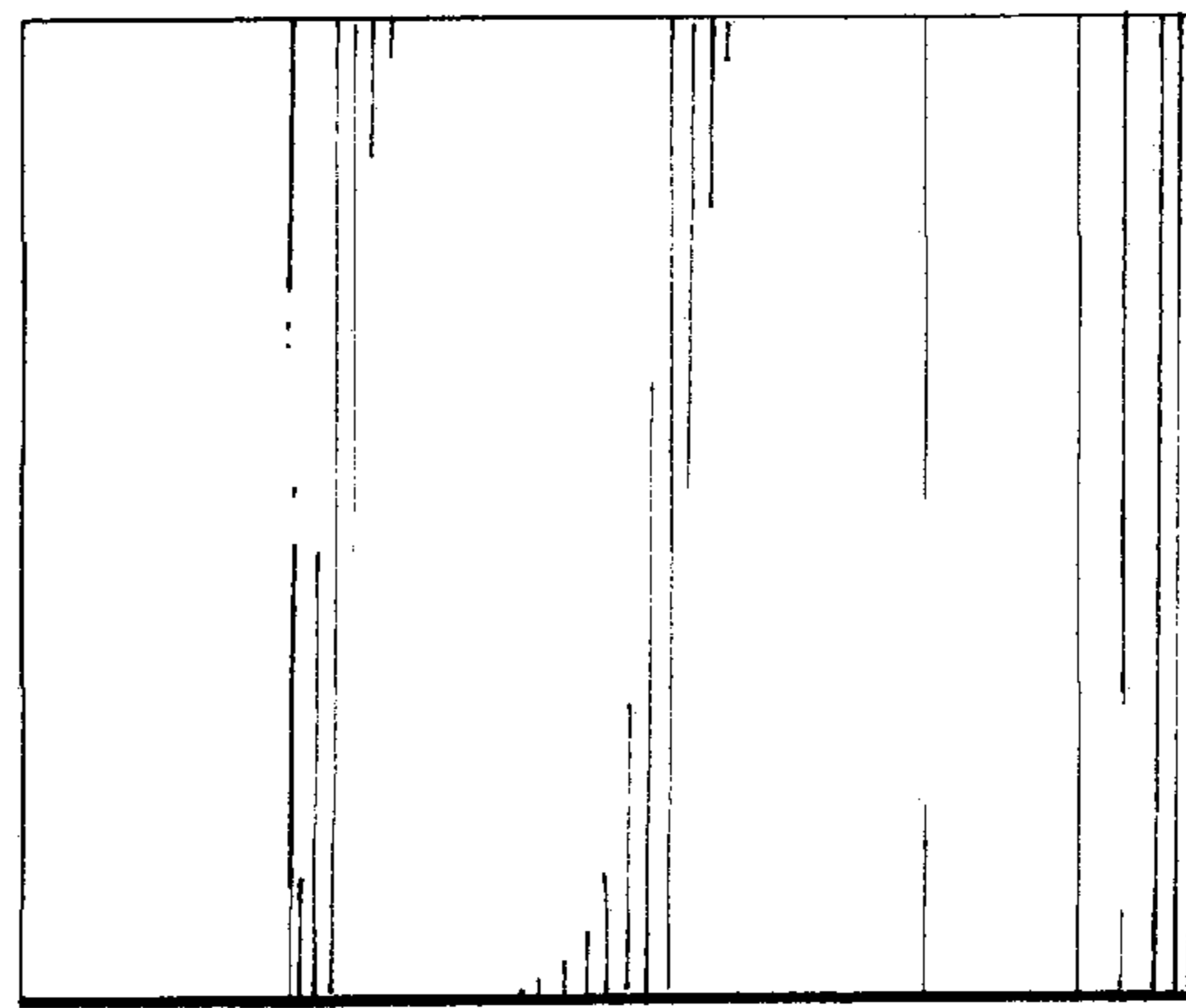


FIG. 21