



US00D728962S

(12) **United States Design Patent**
Fernandes

(10) **Patent No.:** **US D728,962 S**
(45) **Date of Patent:** **** May 12, 2015**

(54) **SIDE ORGANIZER**

(71) Applicant: **Anna M. Fernandes**, San Lorenzo, CA
(US)

(72) Inventor: **Anna M. Fernandes**, San Lorenzo, CA
(US)

(73) Assignee: **Anna Fernandes**, San Lorenzo, CA
(US)

(**) Term: **14 Years**

(21) Appl. No.: **29/464,263**

(22) Filed: **Aug. 14, 2013**

(51) **LOC (10) Cl.** **06-06**

(52) **U.S. Cl.**
USPC **D6/514**

(58) **Field of Classification Search**
USPC D6/512-514, 524-525, 552-553,
D6/567-570, 315, 317-320, 323, 326;
D3/201, 203.1, 205, 903; 206/730,
206/214, 575, 579, 581, 38, 6.1, 278-279,
206/288-289; 211/13.1, 10, 85.2, 85.3,
211/85.7, 35, 41.12, 70.6, 86.01, 87.01;
248/300, 304, 309.1, 317; 383/23, 40,
383/121

See application file for complete search history.

(56) **References Cited**

U.S. PATENT DOCUMENTS

D332,697 S *	1/1993	Schildkraut	D6/514
D460,718 S *	7/2002	Beattie	D6/514
D547,579 S *	7/2007	Greiner	D6/514
D547,989 S *	8/2007	Nelson	D6/553
D549,502 S *	8/2007	DeLatte	D6/514
D666,440 S *	9/2012	Kinskey et al.	D6/514

* cited by examiner

Primary Examiner — Brian N Vinson

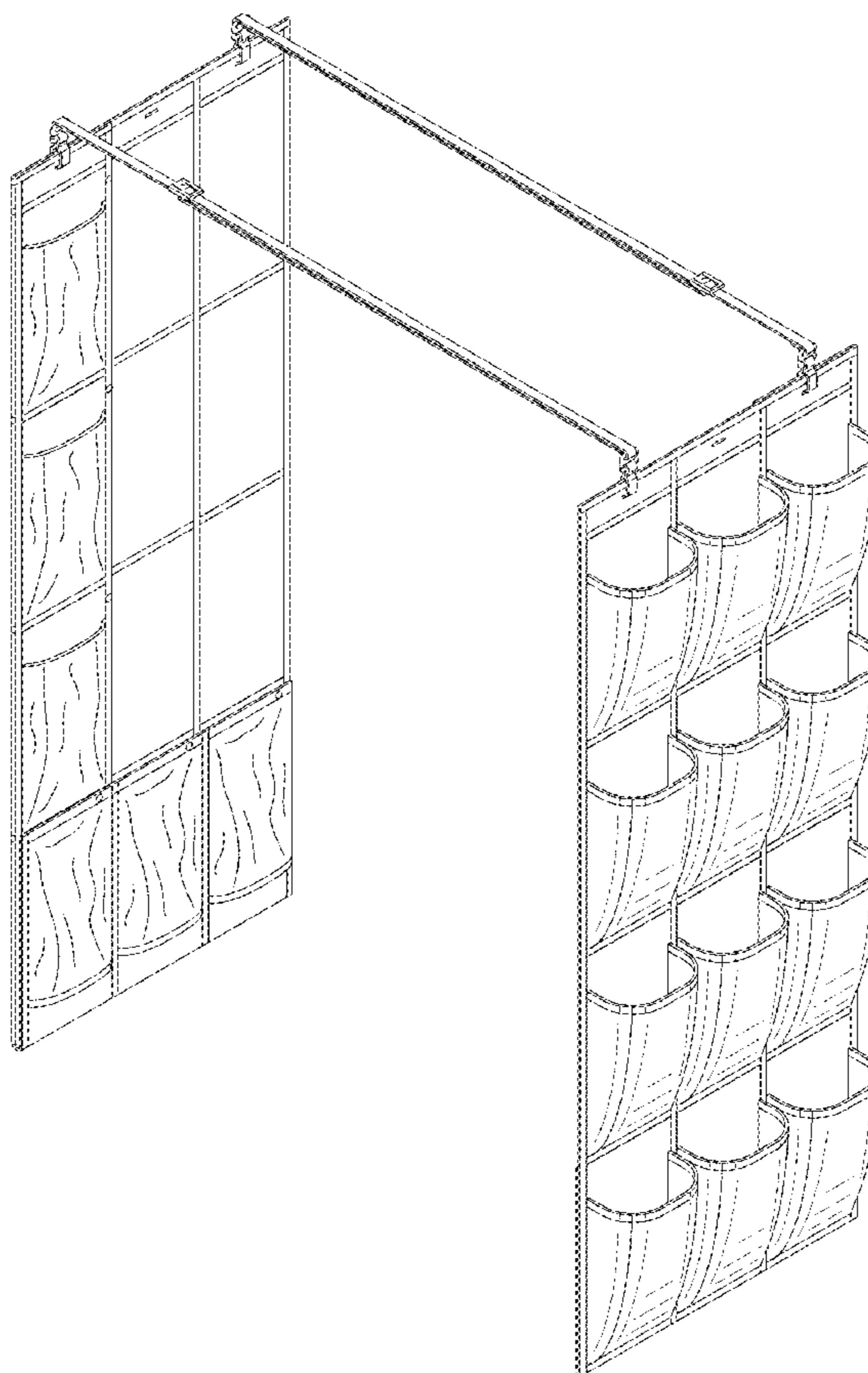
(57) **CLAIM**

The ornamental design for a side organizer, as shown and described.

DESCRIPTION

FIG. 1 is a perspective front view of a side organizer; FIG. 2 is a front elevation view of the side organizer; the rear elevation being a mirror image thereof; FIG. 3 is a left side elevation view of the side organizer; the right side view being a mirror image thereof; FIG. 4 is a top plan view of the side organizer; and, FIG. 5 is a bottom plan view of the side organizer.

1 Claim, 4 Drawing Sheets






FIG. 1




FIG. 2

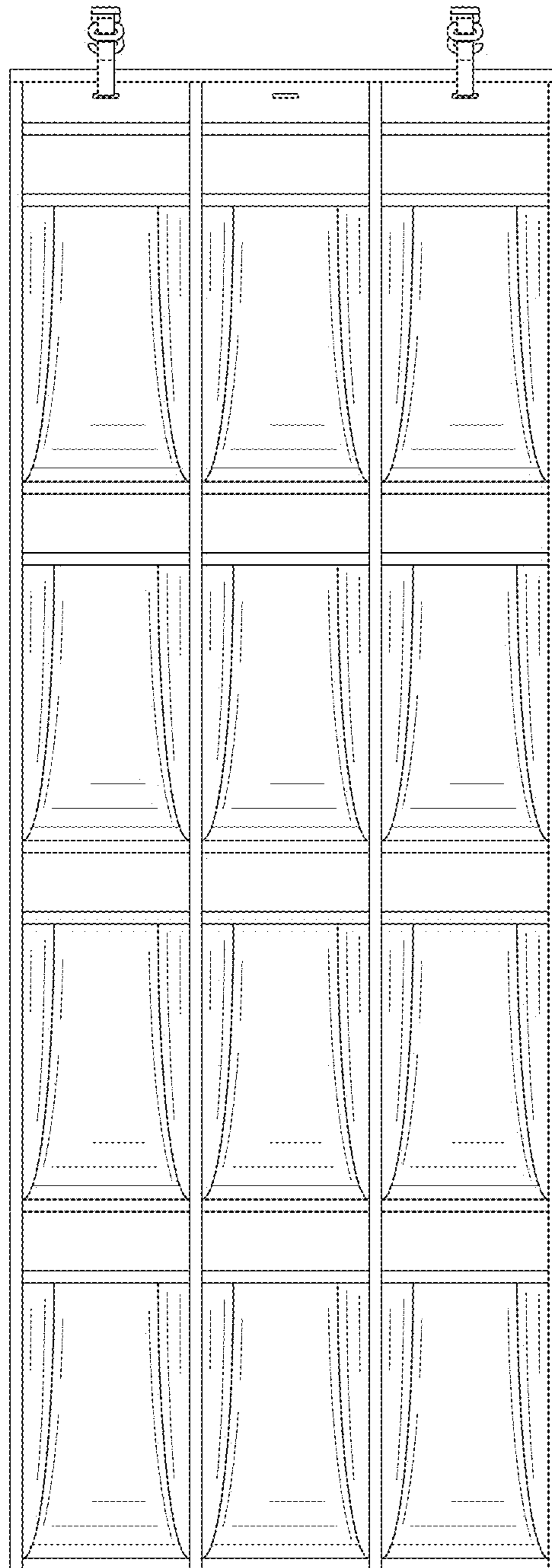


FIG. 3




FIG. 4




FIG. 5