



US00D728944S

(12) **United States Design Patent**
Noel

(10) **Patent No.:** **US D728,944 S**
(45) **Date of Patent:** **** May 12, 2015**

(54) **HAIRBRUSH WITH COMB**

(71) Applicant: **Huguens Noel**, Montclair, NJ (US)

(72) Inventor: **Huguens Noel**, Montclair, NJ (US)

(**) Term: **14 Years**

(21) Appl. No.: **29/456,743**

(22) Filed: **Jun. 3, 2013**

(51) **LOC (10) Cl.** **04-02**

(52) **U.S. Cl.**
USPC **D4/117; D4/134**

(58) **Field of Classification Search**
USPC D4/117, 133, 134, 136, 138; 15/143.1,
15/159.1, 160, 186-188; D28/25;
132/120, 121, 142, 313
See application file for complete search history.

(56) **References Cited**

U.S. PATENT DOCUMENTS

115,488	A	5/1871	Lanston	
967,781	A *	8/1910	Jones	132/121
1,243,896	A *	10/1917	Szuhay	132/121
1,333,907	A	3/1920	Dunham	
1,359,570	A *	11/1920	Bojko	132/121
1,388,955	A *	8/1921	Kozlowsky et al.	132/119
D60,615	S *	3/1922	Halinka et al.	D4/117
1,529,372	A	3/1925	Plater	
1,650,710	A	11/1927	Hart	
D86,422	S	3/1932	Vetter	
D101,982	S	11/1936	Dean	
D105,165	S	6/1937	Dean	
D114,195	S *	4/1939	Müller-Munk	D4/134
D124,377	S	12/1940	Agnello	
D132,814	S *	6/1942	Schwartz	D4/134
D176,304	S *	12/1955	Bennett	D4/134

D207,050	S	2/1967	Vallis	
D231,506	S *	4/1974	Karabelas	D4/134
D236,296	S	8/1975	Hyman	
D309,217	S	7/1990	Her	
D370,304	S	5/1996	Schach	
D384,208	S	9/1997	Joiner	
D562,564	S	2/2008	King	

FOREIGN PATENT DOCUMENTS

JP 2002360334 A * 12/2002 A45D 24/16
* cited by examiner

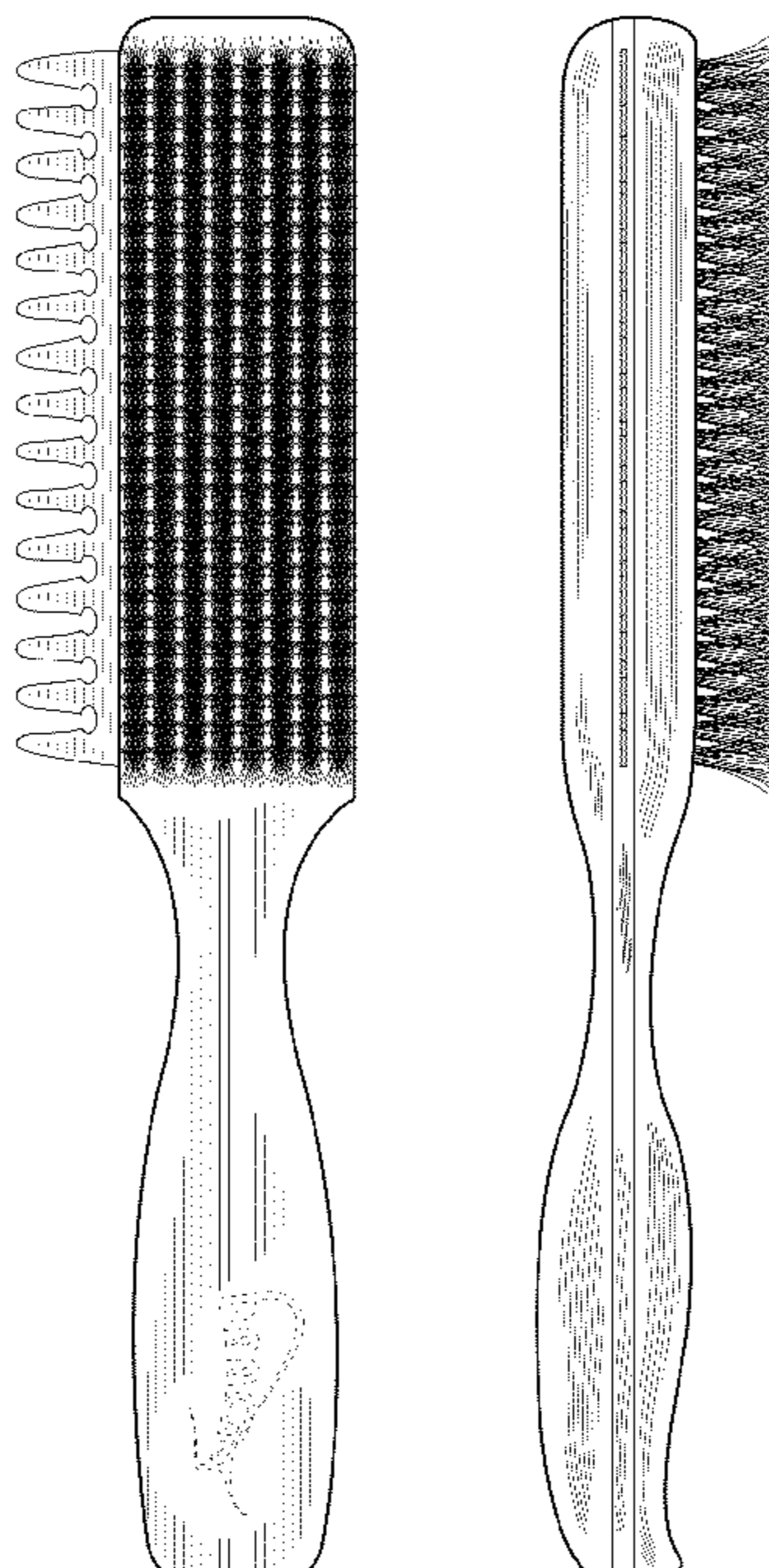
Primary Examiner — Melanie H Tung
Assistant Examiner — Lavone D Tabor
(74) *Attorney, Agent, or Firm* — QuickPatents; Kevin Prince

(57) **CLAIM**
I claim the ornamental design for a hairbrush with comb, as shown and described.

DESCRIPTION

FIG. 1 is a left perspective view of a hairbrush with comb, showing my new design;
FIG. 2 is an enlarged rear perspective view thereof;
FIG. 3 is a reduced bottom plan view thereof;
FIG. 4 is a reduced top plan view thereof;
FIG. 5 is a reduced left-side elevational view thereof;
FIG. 6 is a reduced right-side elevational view thereof;
FIG. 7 is a reduced front elevational view thereof; and,
FIG. 8 is a reduced rear elevational view thereof.
The broken lines in FIGS. 1-3 showing alternative placements of a logo, which is understood to be superimposed on a continuous surface and not representative of any boundaries, illustrate environmental matter and form no part of the claimed design.

1 Claim, 3 Drawing Sheets



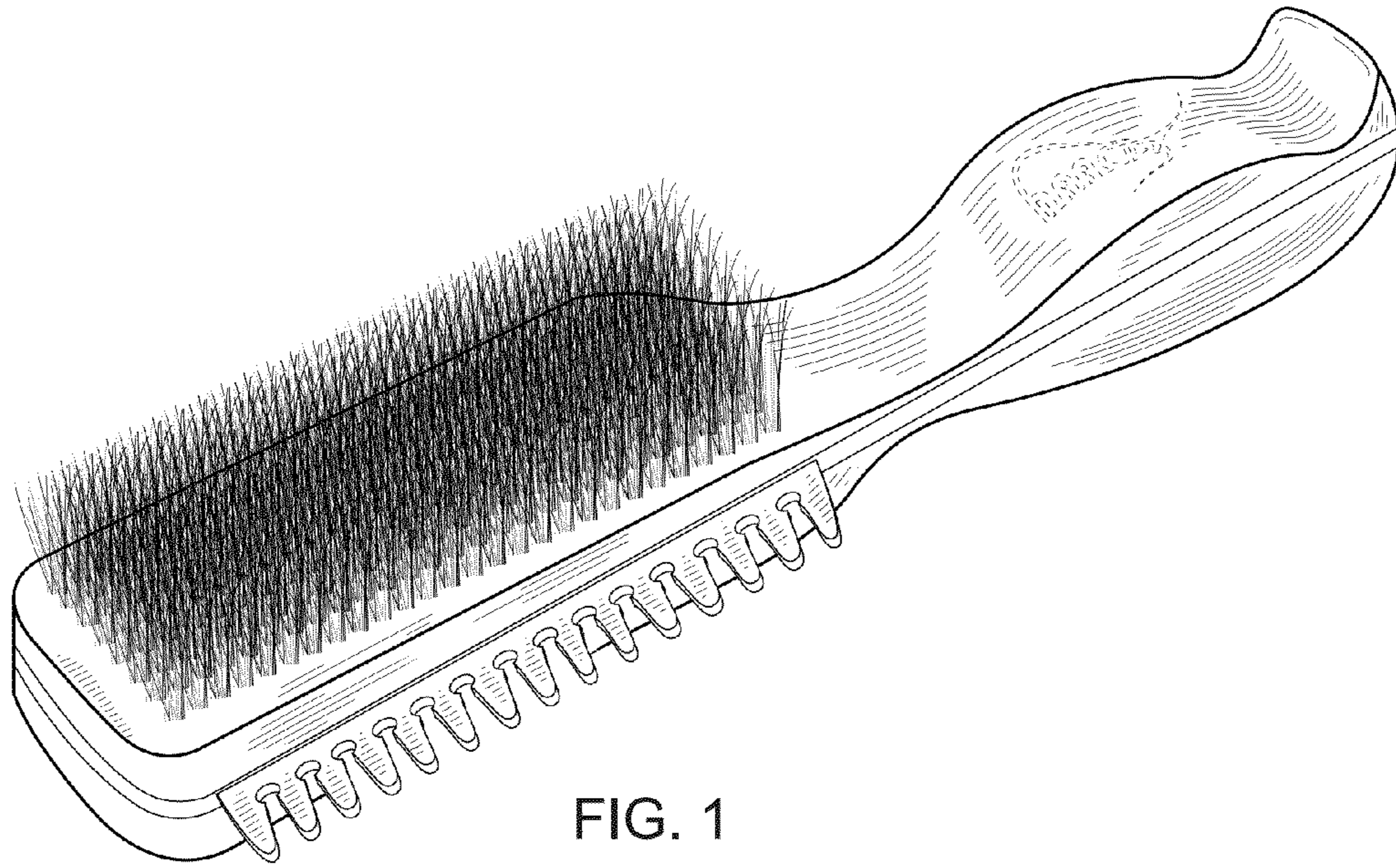


FIG. 1

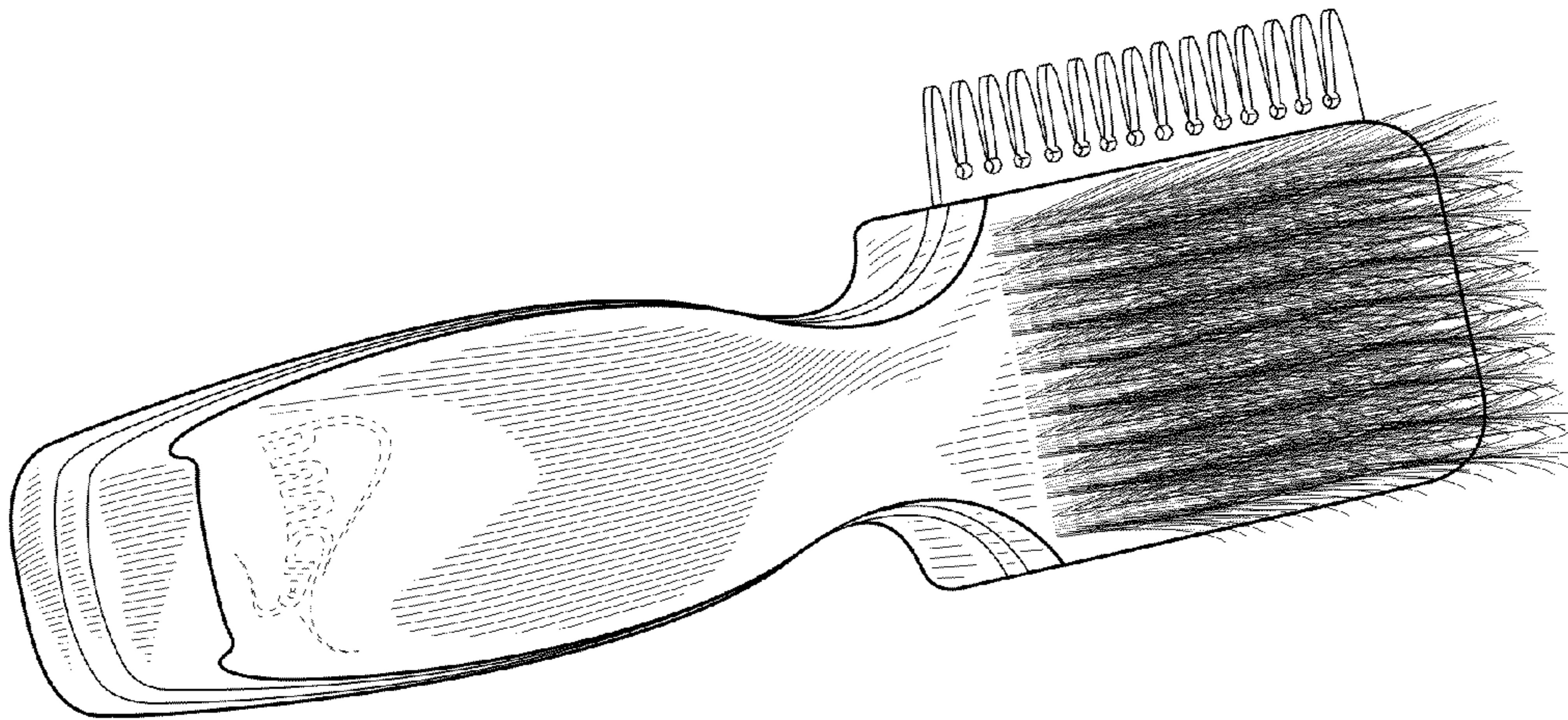


FIG. 2

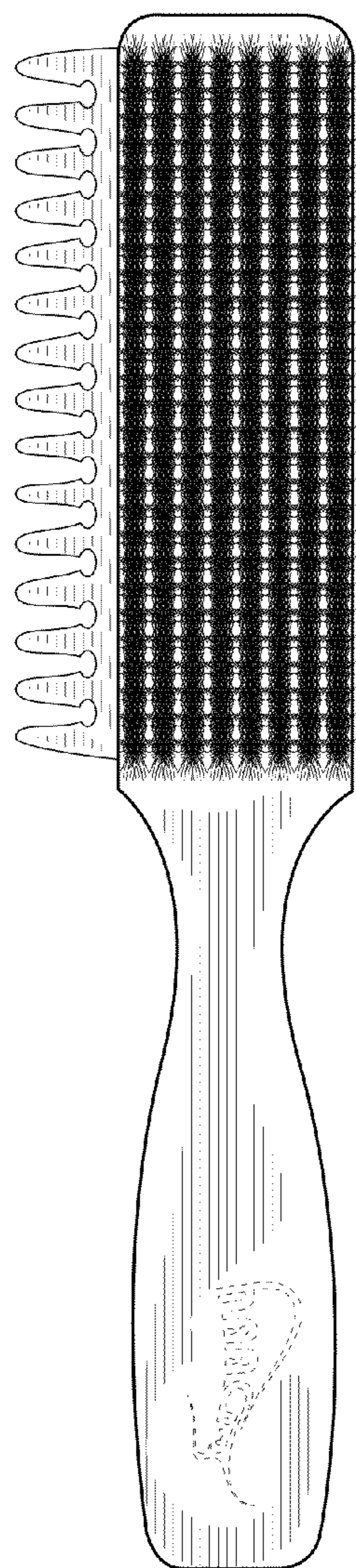


FIG. 3

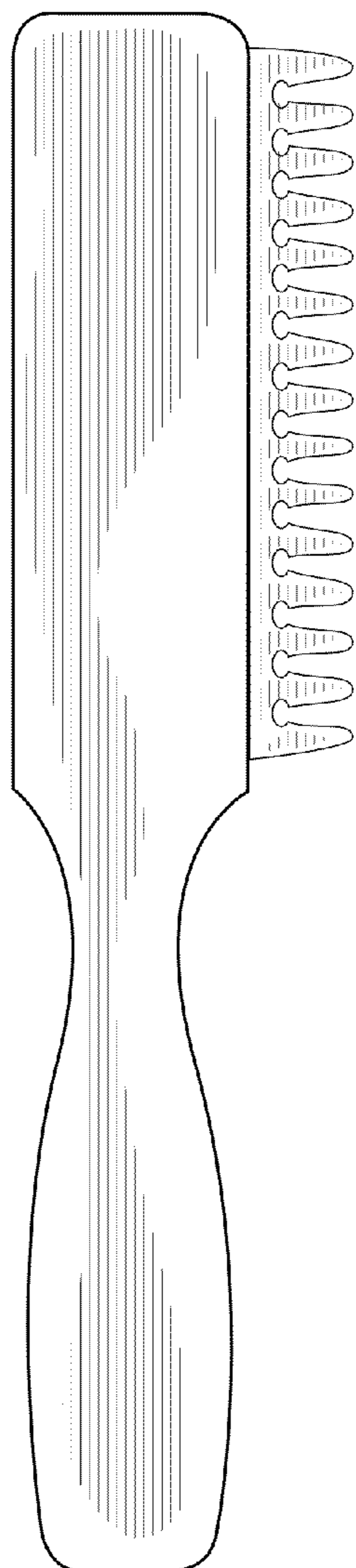


FIG. 4

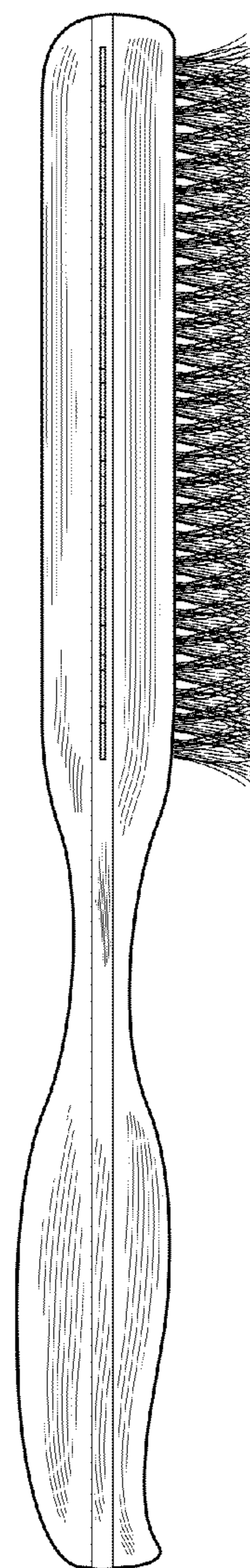


FIG. 5

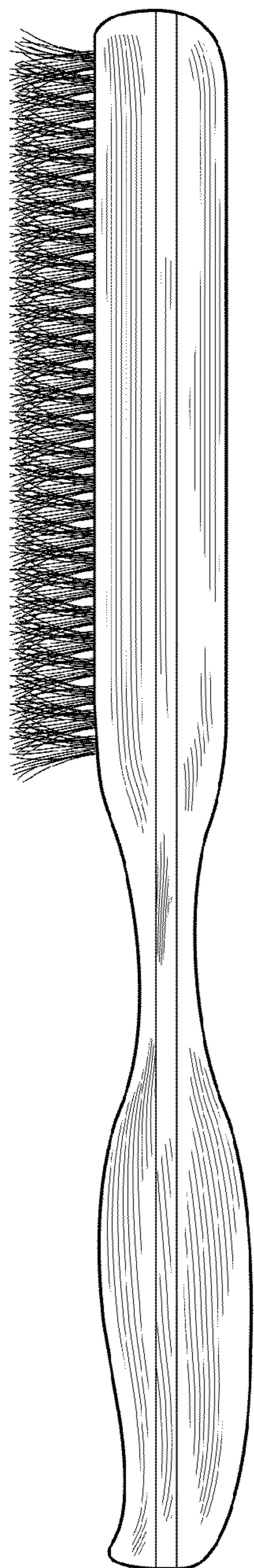


FIG. 6

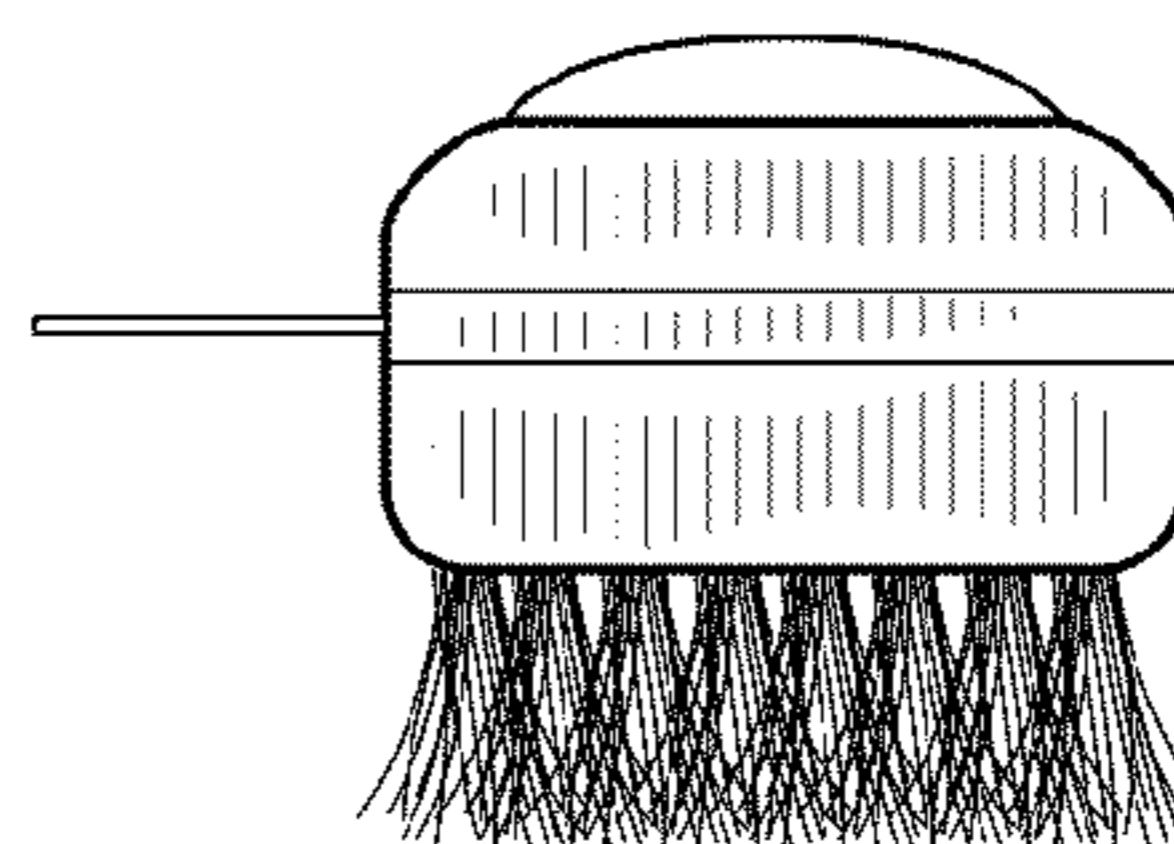


FIG. 7

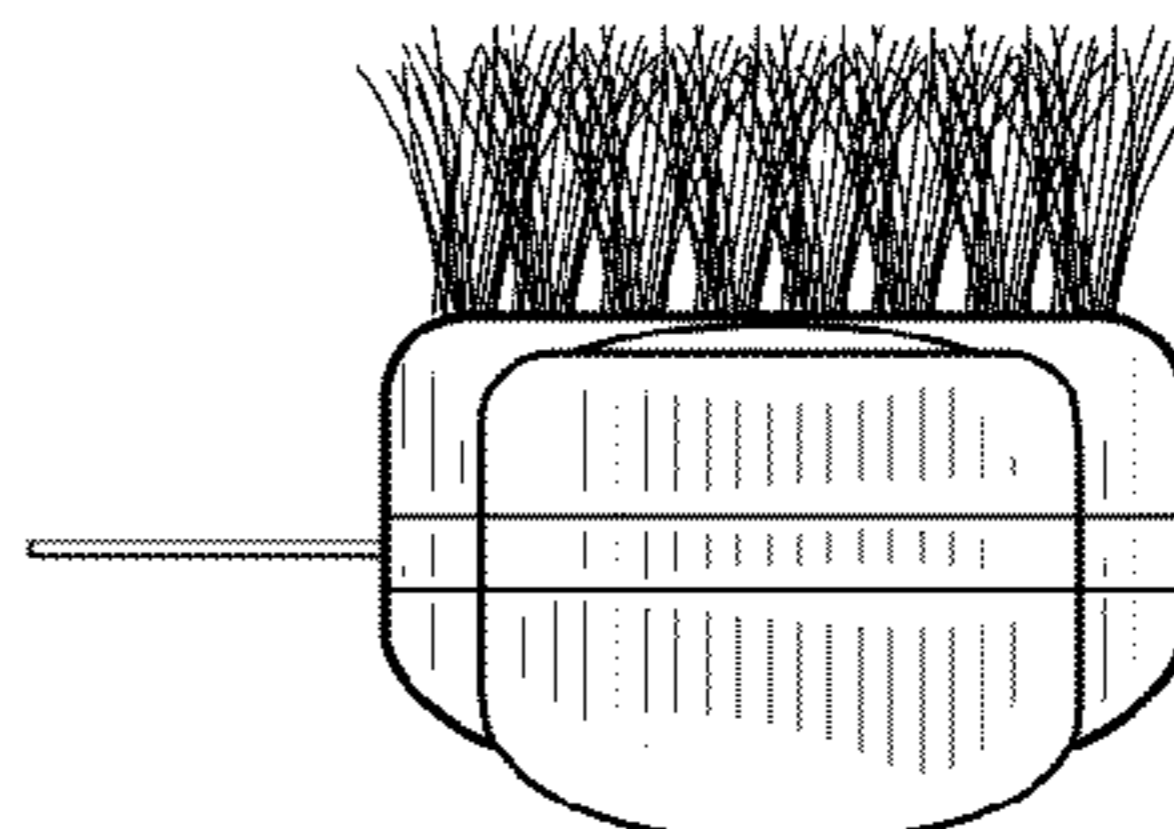


FIG. 8