



US00D728938S

(12) **United States Design Patent**
Vaccarella

(10) **Patent No.:** **US D728,938 S**
(45) **Date of Patent:** **** May 12, 2015**

(54) **CARRYING CASE**

(71) Applicant: **Kimberlee Vaccarella**, Ridgewood, NJ
(US)

(72) Inventor: **Kimberlee Vaccarella**, Ridgewood, NJ
(US)

(**) Term: **14 Years**

(21) Appl. No.: **29/488,166**

(22) Filed: **Apr. 16, 2014**

Related U.S. Application Data

(63) Continuation of application No. 13/680,885, filed on Nov. 19, 2012, now abandoned, which is a continuation of application No. 12/317,621, filed on Dec. 24, 2008, now Pat. No. 8,312,816, which is a continuation-in-part of application No. 11/975,257, filed on Oct. 18, 2007, now Pat. No. 7,926,525.

(51) **LOC (10) Cl.** **03-01**

(52) **U.S. Cl.**
USPC **D3/304**

(58) **Field of Classification Search**
CPC B65D 1/34; B65D 21/00
USPC D3/450, 475, 304, 307-309, 312, 314,
D3/321, 272, 254; D32/254, 37; 206/505,
206/515, 518; 220/607, 643, 659;
D9/424-425, 432

See application file for complete search history.

(56) **References Cited**

U.S. PATENT DOCUMENTS

2,023,457 A 12/1935 White
2,421,067 A 5/1947 Howe
D165,610 S * 1/1952 Sandberg D32/55
2,797,605 A 7/1957 Metze, Jr. et al.
3,009,381 A 11/1961 Rapata
3,115,804 A 12/1963 Johnson
3,180,385 A 4/1965 Kuroda

3,867,971 A 2/1975 Hazan
4,240,480 A 12/1980 Strobel
4,344,240 A 8/1982 Schiller
D364,272 S * 11/1995 Brightbill D3/312
D401,067 S 11/1998 Hampshire
6,012,203 A 1/2000 Pearson
D421,336 S * 3/2000 Demore et al. D3/314
6,374,461 B1 4/2002 Gober et al.
D466,301 S * 12/2002 Sofy D3/307
D504,017 S * 4/2005 Zimmerman D3/309

(Continued)

FOREIGN PATENT DOCUMENTS

JP 2003-189921 A 7/2003
JP 2007-151822 A 6/2007

OTHER PUBLICATIONS

Office Action Issued Oct. 5, 2010 by the U.S. Patent Office in related U.S. Appl. No. 13/680,885 (7 pages).

(Continued)

Primary Examiner — Kelley Donnelly

(74) *Attorney, Agent, or Firm* — Robert P. Michal; Lucas & Mercanti, LLP

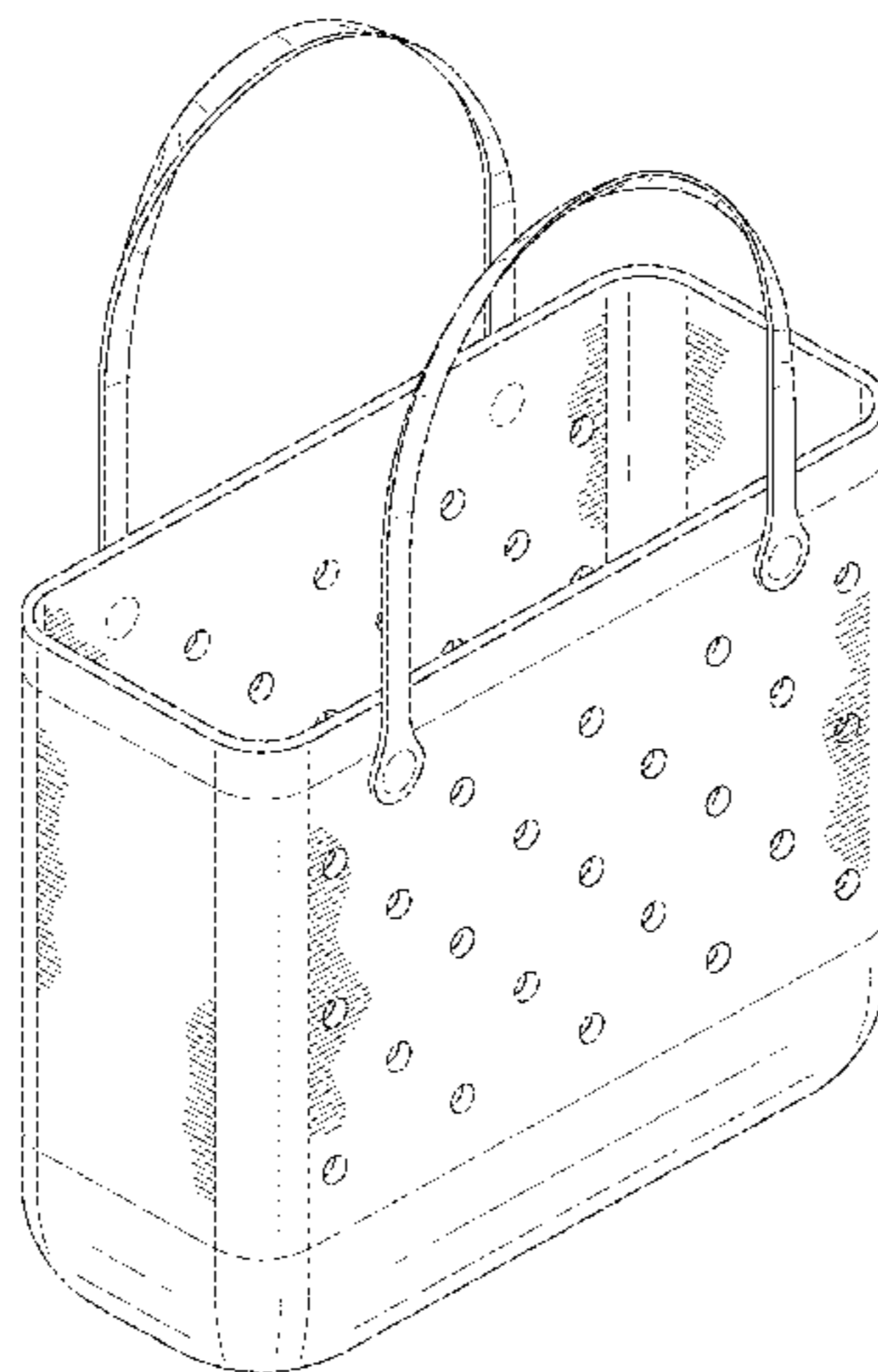
(57) **CLAIM**

The ornamental design for a carrying case, as shown and described.

DESCRIPTION

FIG. 1 is a front perspective view of the carrying case of the present invention;
FIG. 2 is a front view thereof;
FIG. 3 is a rear view thereof;
FIG. 4 is a right side view thereof;
FIG. 5 is a left side view thereof;
FIG. 6 is a top view thereof; and,
FIG. 7 is a bottom view thereof.
Features indicated in broken lines or dashed lines do not form part of the claimed design.

1 Claim, 5 Drawing Sheets



(56)

References Cited

U.S. PATENT DOCUMENTS

D533,327 S * 12/2006 McCaskill D34/17
D584,506 S 1/2009 Brazzell
7,607,461 B2 10/2009 Pace et al.
7,698,836 B2 4/2010 Schmelzer et al.
D625,923 S * 10/2010 Schießl D3/304
8,069,538 B2 12/2011 Wilcox
D667,634 S * 9/2012 Link et al. D3/315
D689,694 S * 9/2013 Barth D3/305

D704,432 S * 5/2014 Askaroff D3/213
D710,612 S * 8/2014 Kolano D3/309
2004/0163297 A1 8/2004 Lin
2014/0367397 A1* 12/2014 Audet et al. 220/668

OTHER PUBLICATIONS

Office Action Issued Oct. 11, 2013 by the U.S. Patent Office in related
U.S. Appl. No. 13/680,885 (7 pages).

* cited by examiner

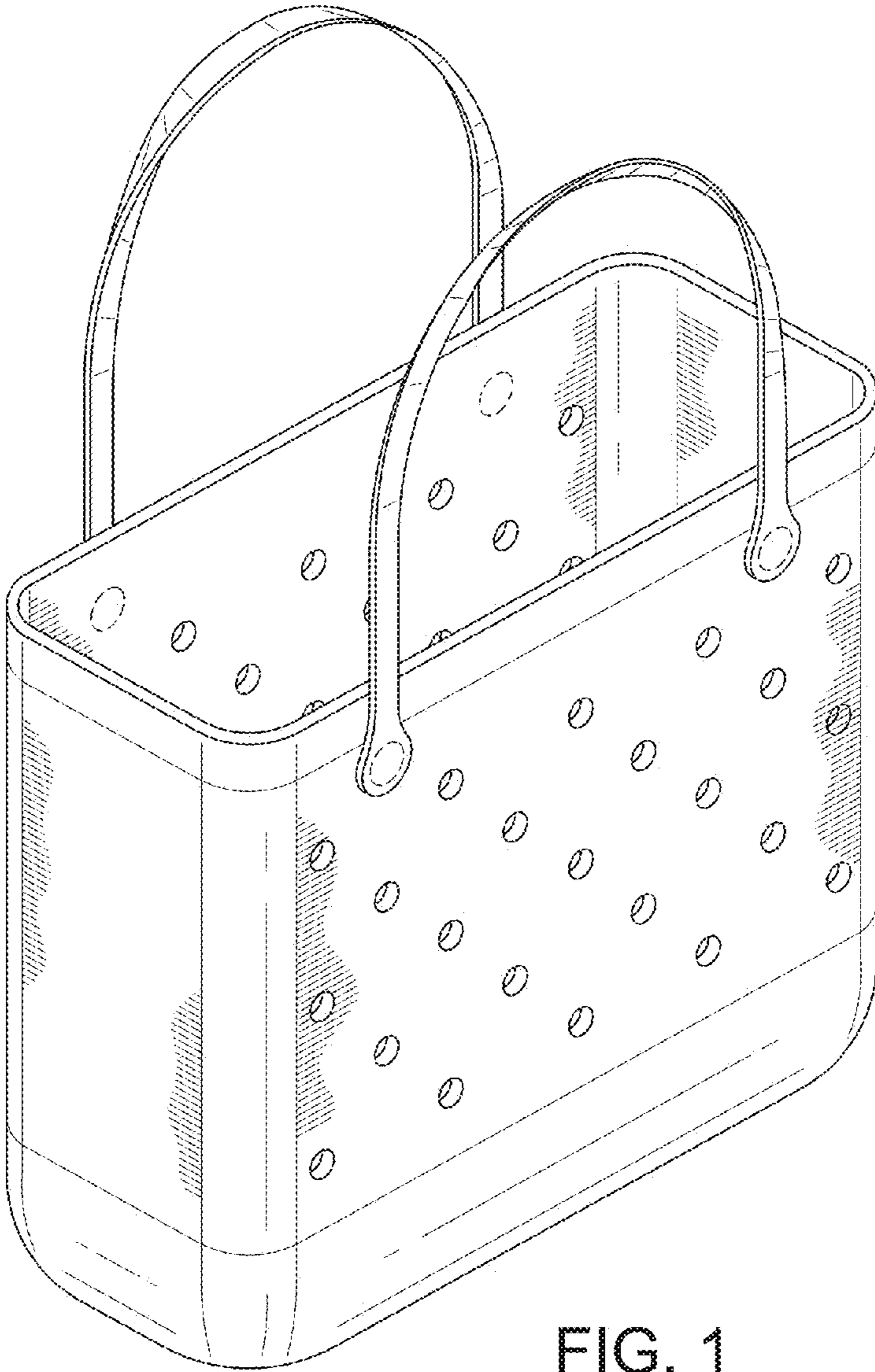


FIG. 1

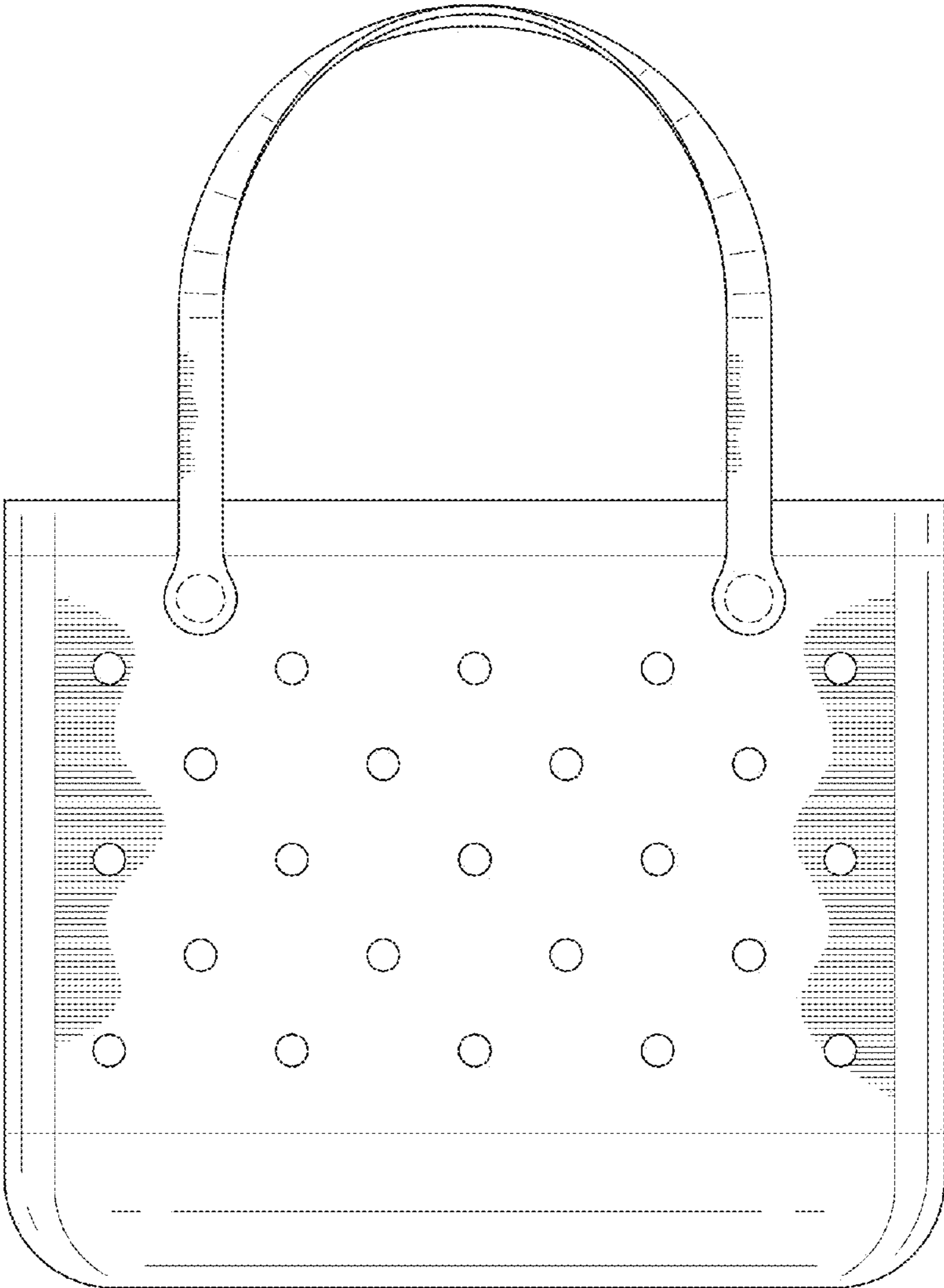


FIG. 2

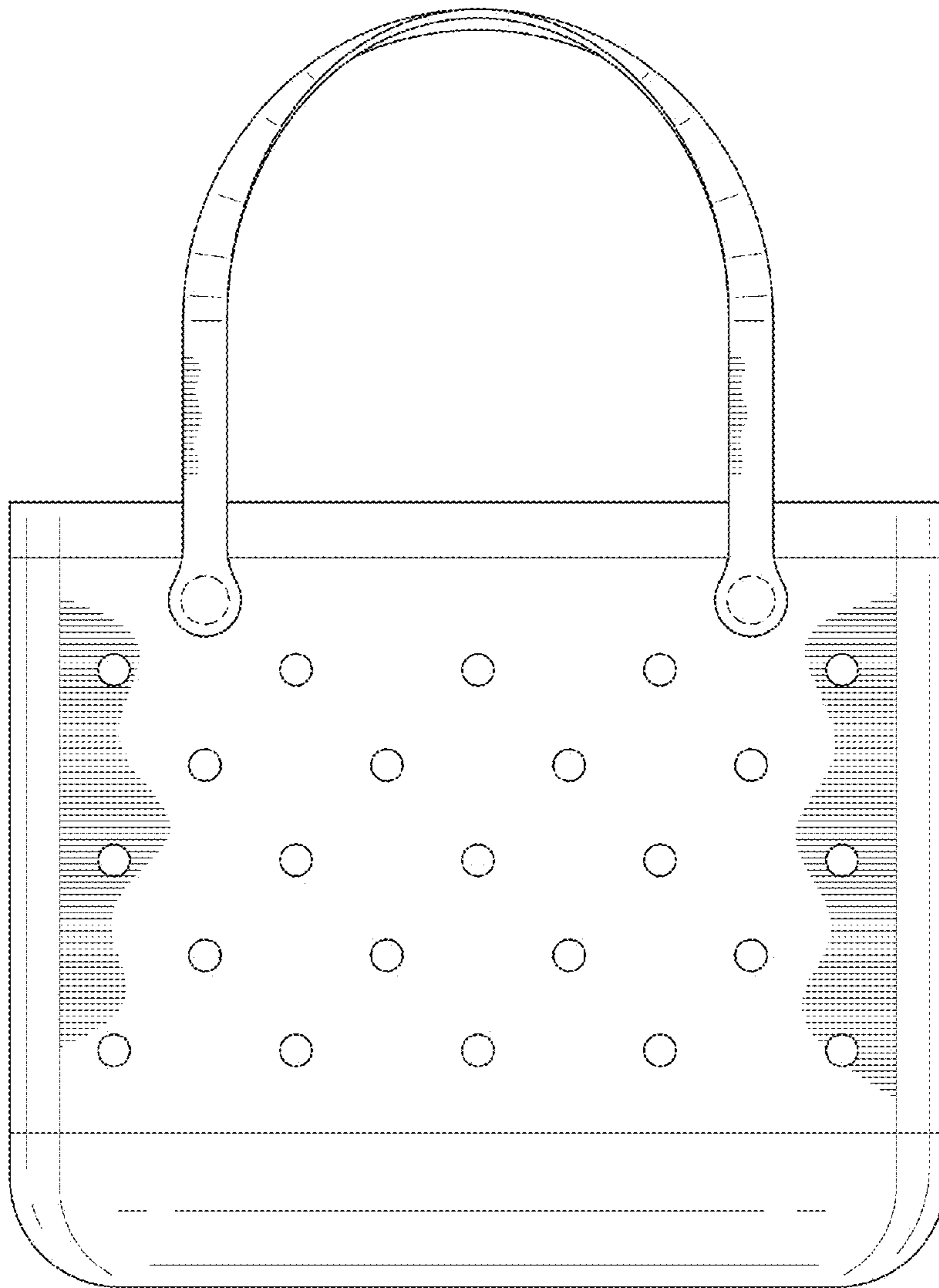


FIG. 3

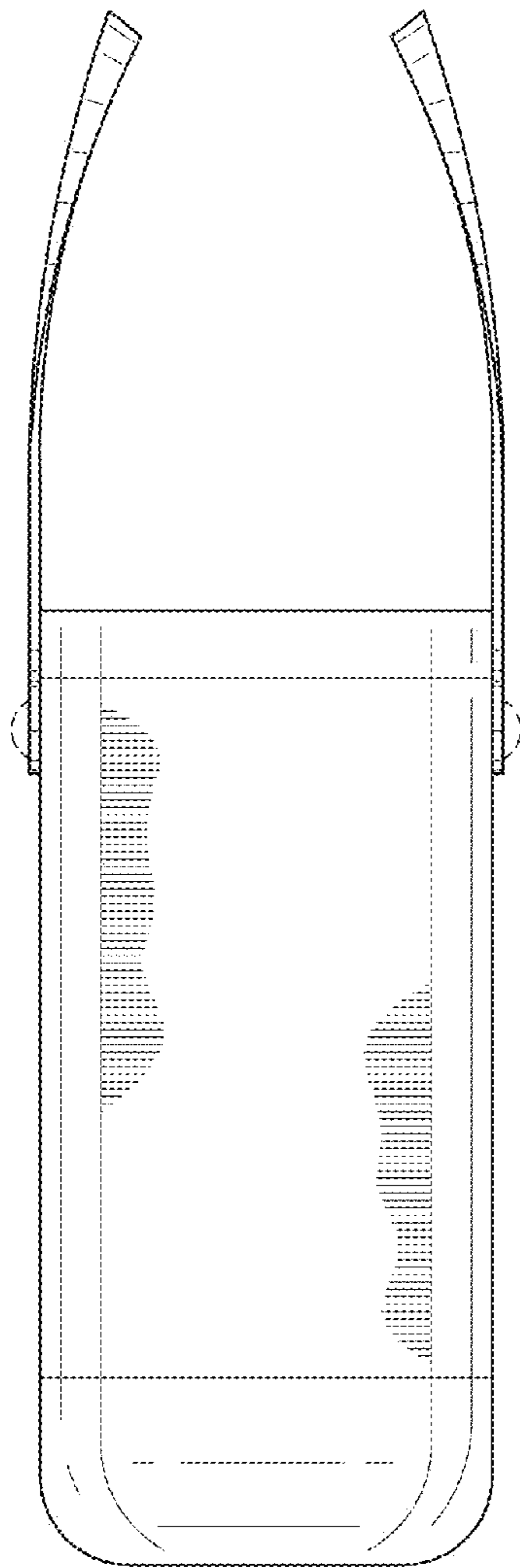


FIG. 4

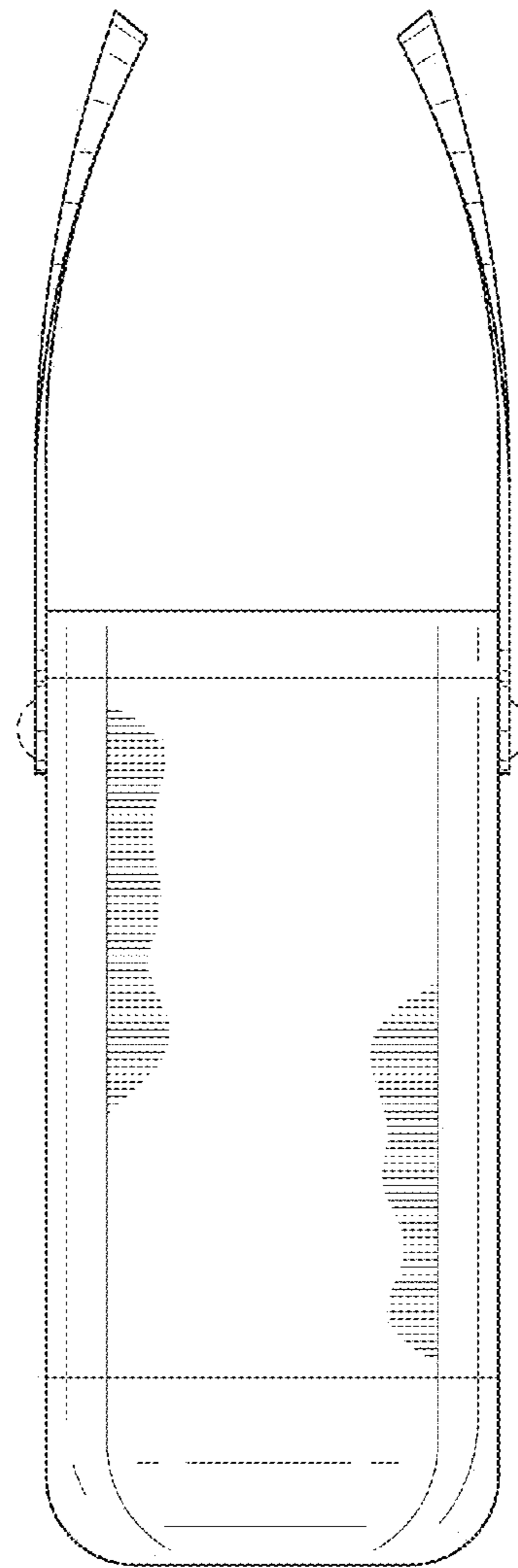


FIG. 5

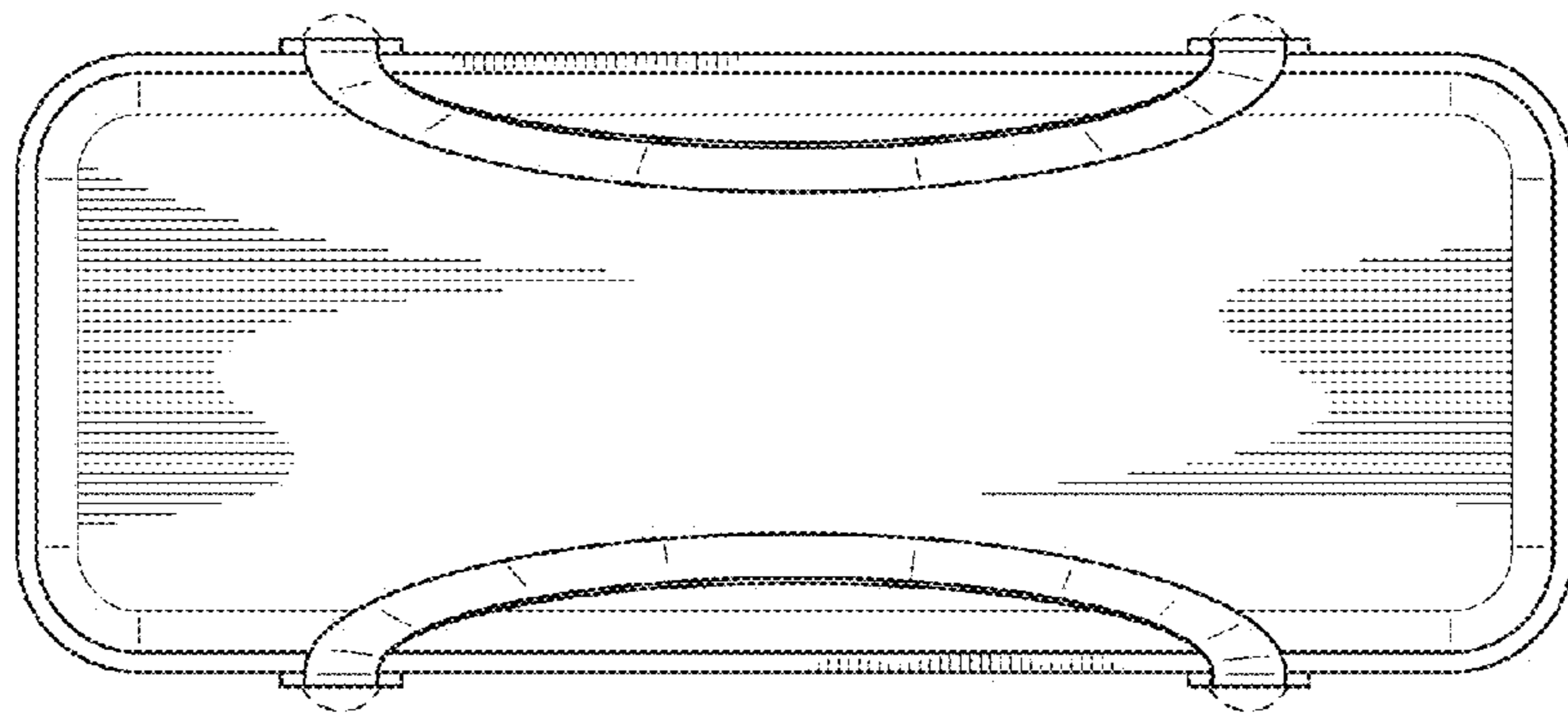


FIG. 6




FIG. 7