



US00D728894S

(12) **United States Design Patent**
Rogers et al.

(10) **Patent No.:** **US D728,894 S**

(45) **Date of Patent:** **** May 12, 2015**

- (54) **ROOT VEGETABLE PRODUCT**
- (71) Applicant: **McCain Foods Limited**, Florenceville (CA)
- (72) Inventors: **David M. Rogers**, Woodstock (CA); **John Aikens**, New Maryland (CA)
- (73) Assignee: **McCain Foods Limited**, Florenceville-Bristol (CA)

4,515,817	A *	5/1985	Pavan	426/106
4,650,684	A *	3/1987	Penrose	426/144
4,855,151	A *	8/1989	Fielding	426/144
D316,622	S	5/1991	Popiel	
D324,603	S	3/1992	Cope et al.	
D339,899	S	10/1993	Kittleson	
5,419,903	A *	5/1995	Evans et al.	426/144
D380,885	S *	7/1997	Goll	D1/125
5,993,871	A	11/1999	Beehler	
D495,852	S *	9/2004	Barber	D1/125
D512,546	S *	12/2005	Ibanez	D1/127
D539,090	S *	3/2007	Schullek	D7/504

- (**) Term: **14 Years**
- (21) Appl. No.: **29/494,874**
- (22) Filed: **Jun. 25, 2014**

(Continued)

Primary Examiner — Deanna L Pratt
Assistant Examiner — Katie Mroczka
 (74) *Attorney, Agent, or Firm* — Panitch Schwarze Belisario & Nadel LLP

Related U.S. Application Data

- (62) Division of application No. 29/456,295, filed on May 30, 2013, now Pat. No. Des. 714,521.

- (51) **LOC (10) Cl.** **01-01**
- (52) **U.S. Cl.**
USPC **D1/199**; D1/122

- (58) **Field of Classification Search**
USPC D1/100–130, 199; 426/92, 94, 95, 99, 426/101, 138, 139, 143, 275, 132, 279, 426/282–283, 391, 514; D7/504, 509, 510, D7/523, 524, 555, 566, 568, 584–587, 602, D7/672, 300.1; 249/92; D11/146, 151, D11/154; D9/544, 682, 694; D21/386; D25/119, 121; D12/223, 162; D8/356; D19/91; D23/267
- See application file for complete search history.

(56) **References Cited**

U.S. PATENT DOCUMENTS

D228,827	S *	10/1973	Cammelot	D1/199
D251,396	S *	3/1979	Hutchinson	D1/122
D259,670	S	6/1981	de Leon	
D277,234	S	1/1985	Bank	
D278,199	S	4/1985	Richards	

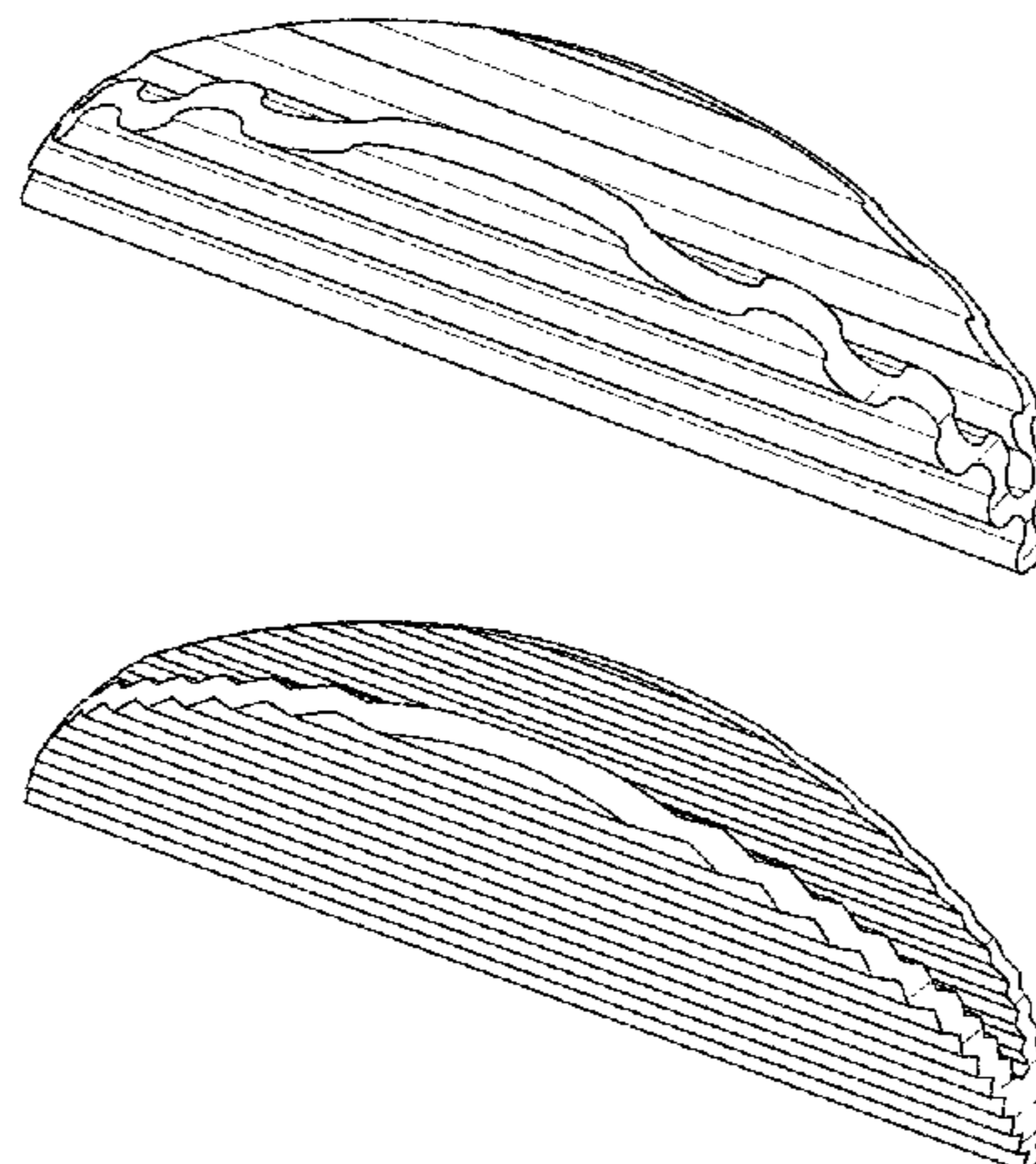
(57) **CLAIM**

The ornamental design for a root vegetable product, as shown and described.

DESCRIPTION

FIG. 1 is a front perspective view of a root vegetable product in accordance with a first preferred embodiment of our new design;
 FIG. 2 is a left side elevational view thereof;
 FIG. 3 is a front elevational view thereof;
 FIG. 4 is a right side elevational view thereof;
 FIG. 5 is a rear elevational view thereof;
 FIG. 6 is a top plan view thereof;
 FIG. 7 is a bottom plan view thereof;
 FIG. 8 is a front perspective view of a root vegetable product in accordance with a second preferred embodiment of our new design;
 FIG. 9 is a left side elevational view thereof;
 FIG. 10 is a front elevational view thereof;
 FIG. 11 is a right side elevational view thereof;
 FIG. 12 is a rear elevational view thereof;
 FIG. 13 is a top plan view thereof; and,
 FIG. 14 is a bottom plan view thereof.

1 Claim, 4 Drawing Sheets



(56)

References Cited

U.S. PATENT DOCUMENTS

D558,951 S 1/2008 Proffitt
D577,176 S 9/2008 Young et al.
D581,627 S 12/2008 Young et al.
D590,126 S 4/2009 Kovich et al.
D634,098 S 3/2011 Gillig

D634,099 S 3/2011 Gillig
D668,507 S 10/2012 Williamson
D679,476 S 4/2013 Barber et al.
D690,896 S * 10/2013 Barber et al. D1/125
D702,417 S * 4/2014 King et al. D1/199
D706,017 S * 6/2014 King et al. D1/199
D707,418 S * 6/2014 Rogers et al. D1/125
2013/0087032 A1 * 4/2013 Walker et al. 83/402

* cited by examiner

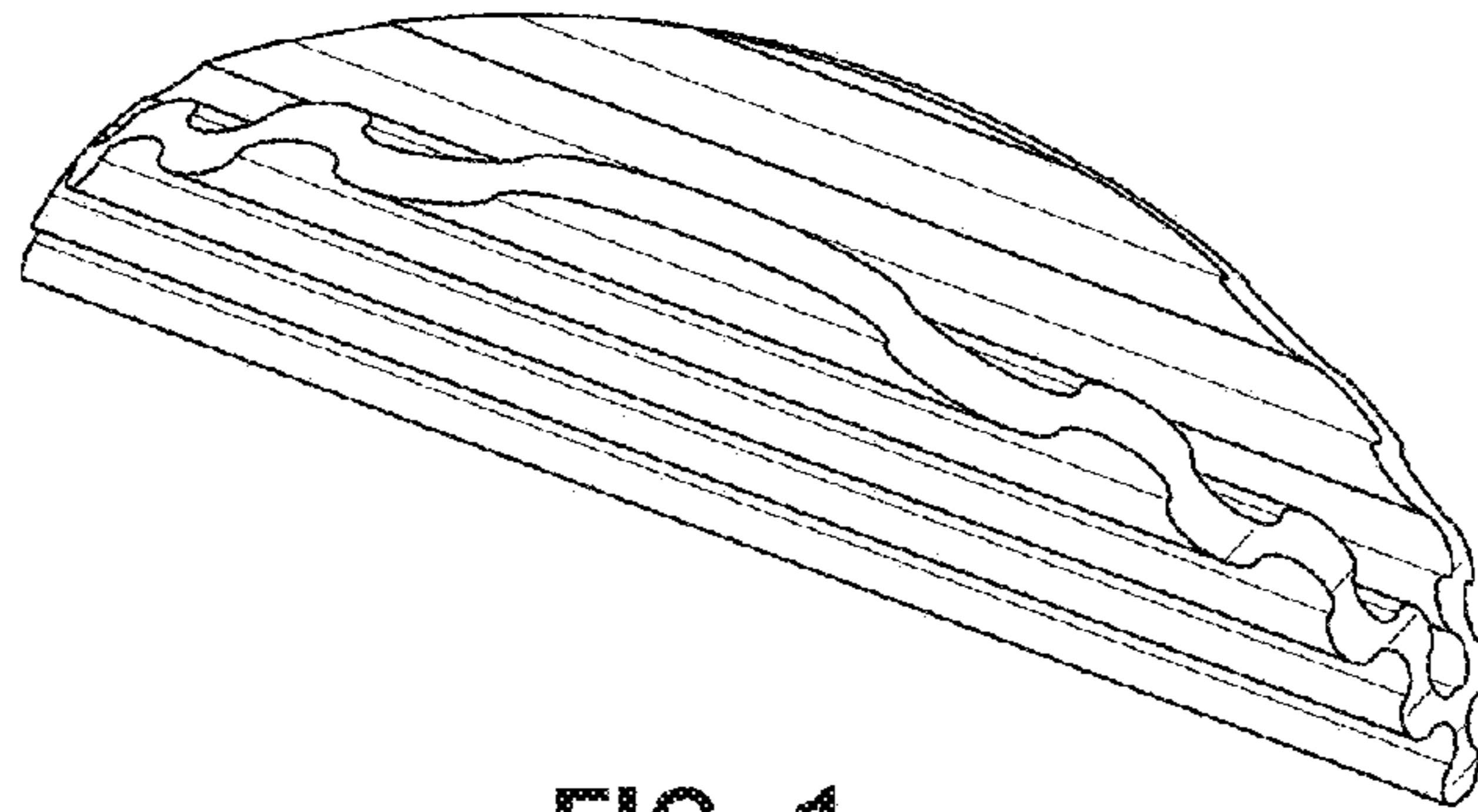


FIG. 1

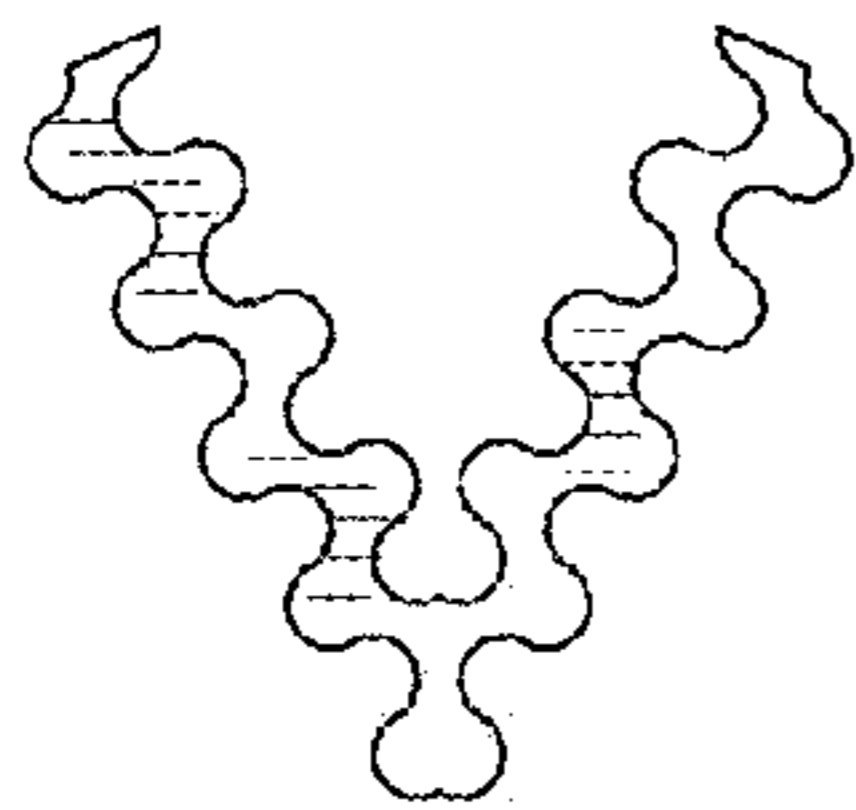


FIG. 2

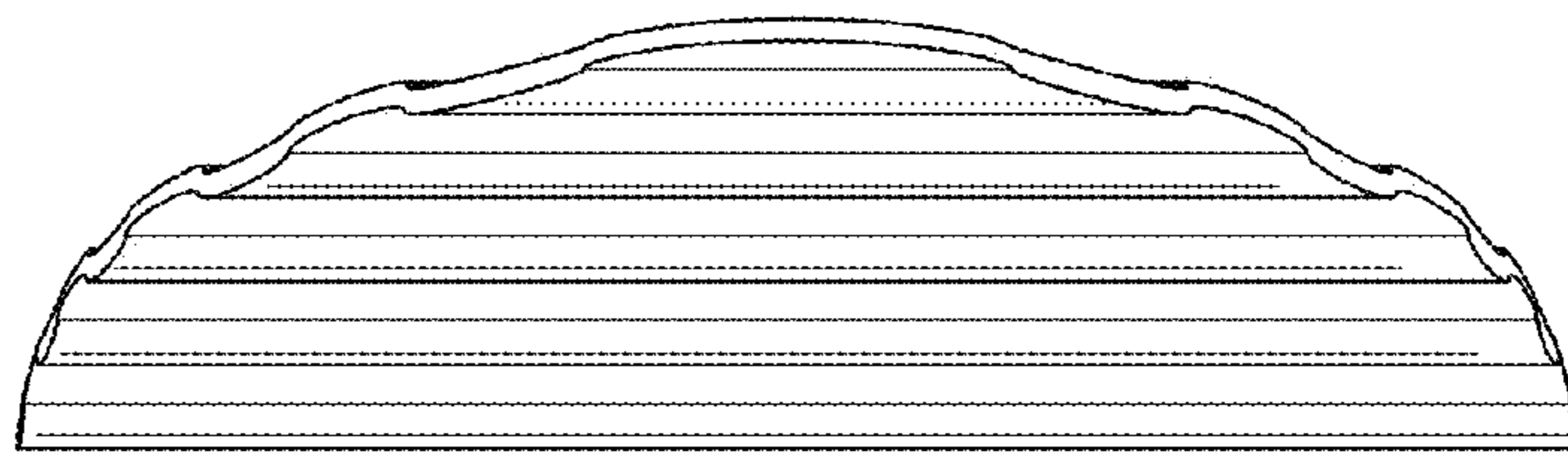


FIG. 3

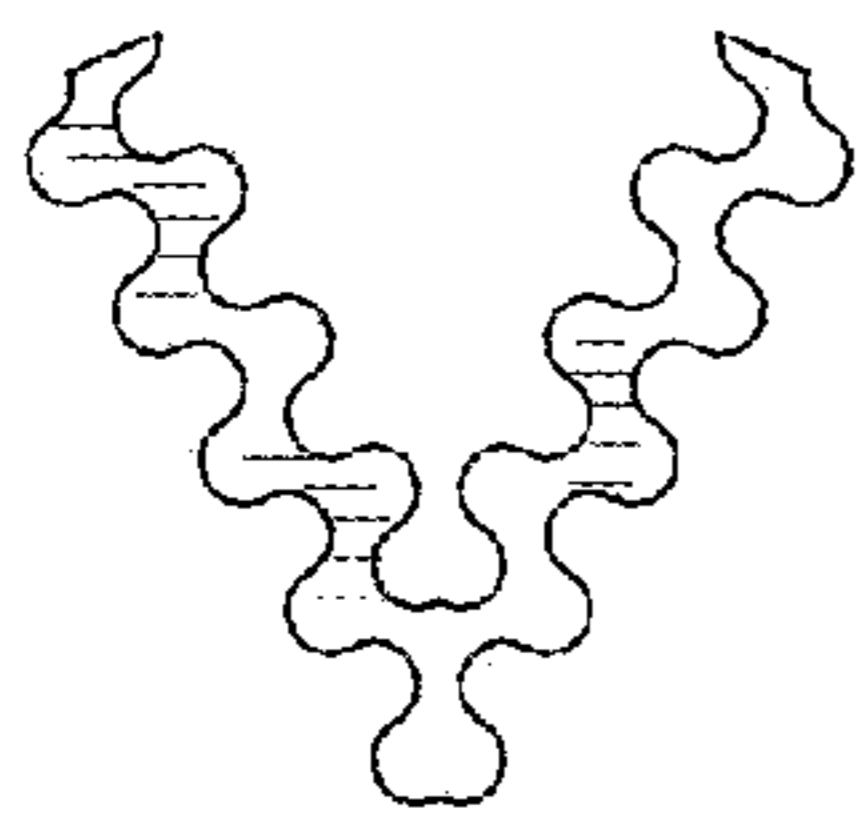


FIG. 4

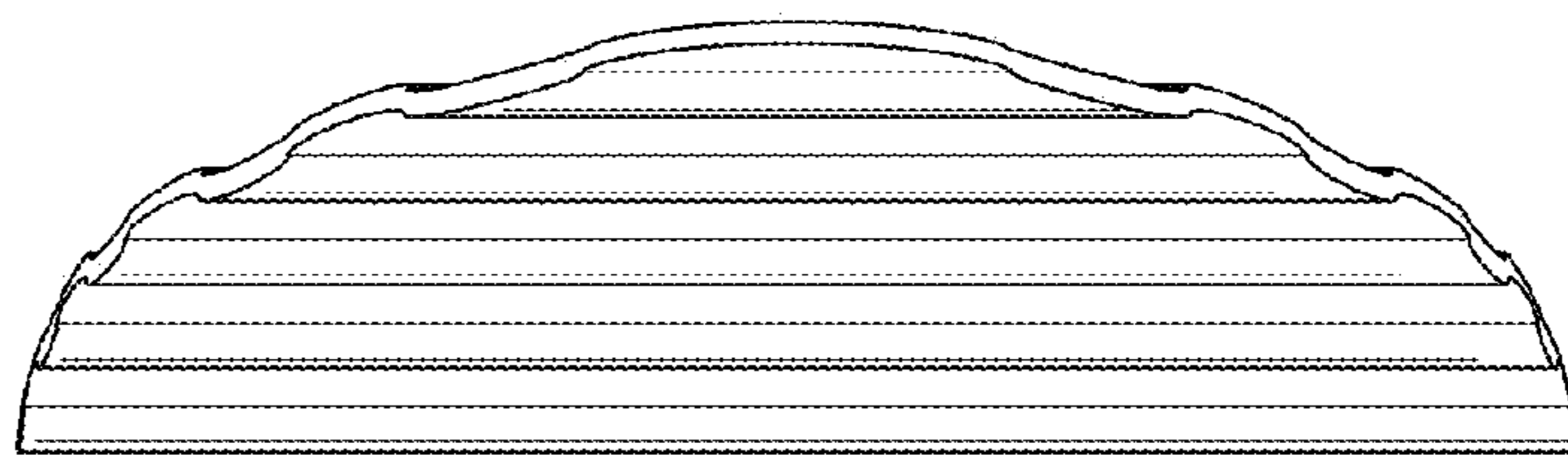


FIG. 5

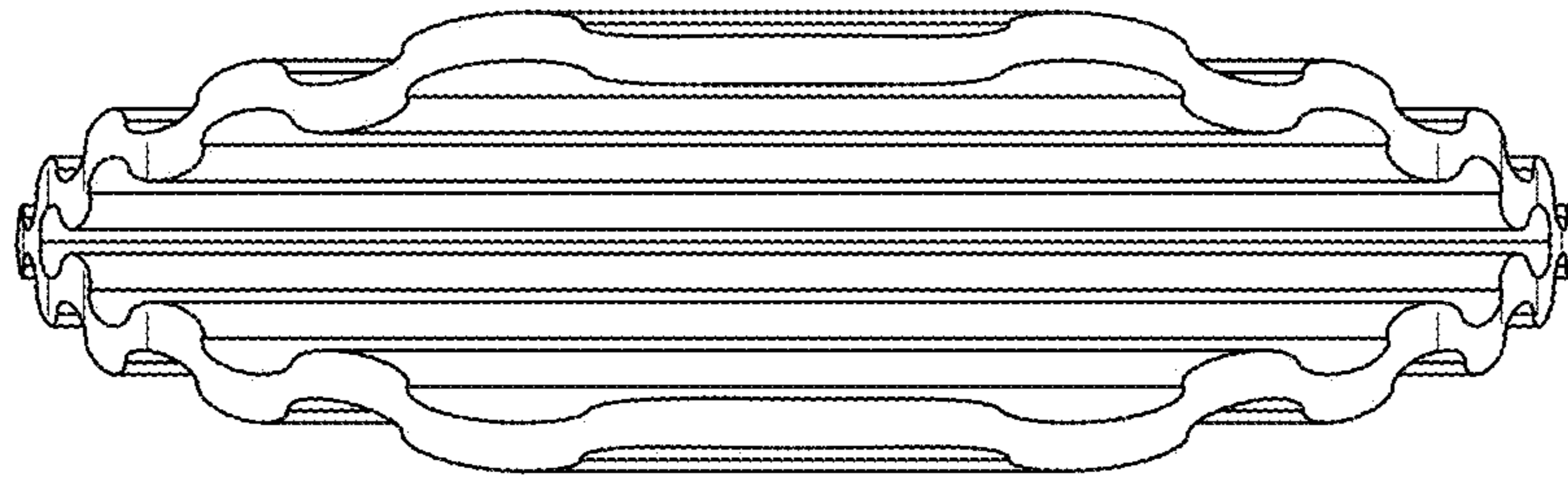


FIG. 6




FIG. 7

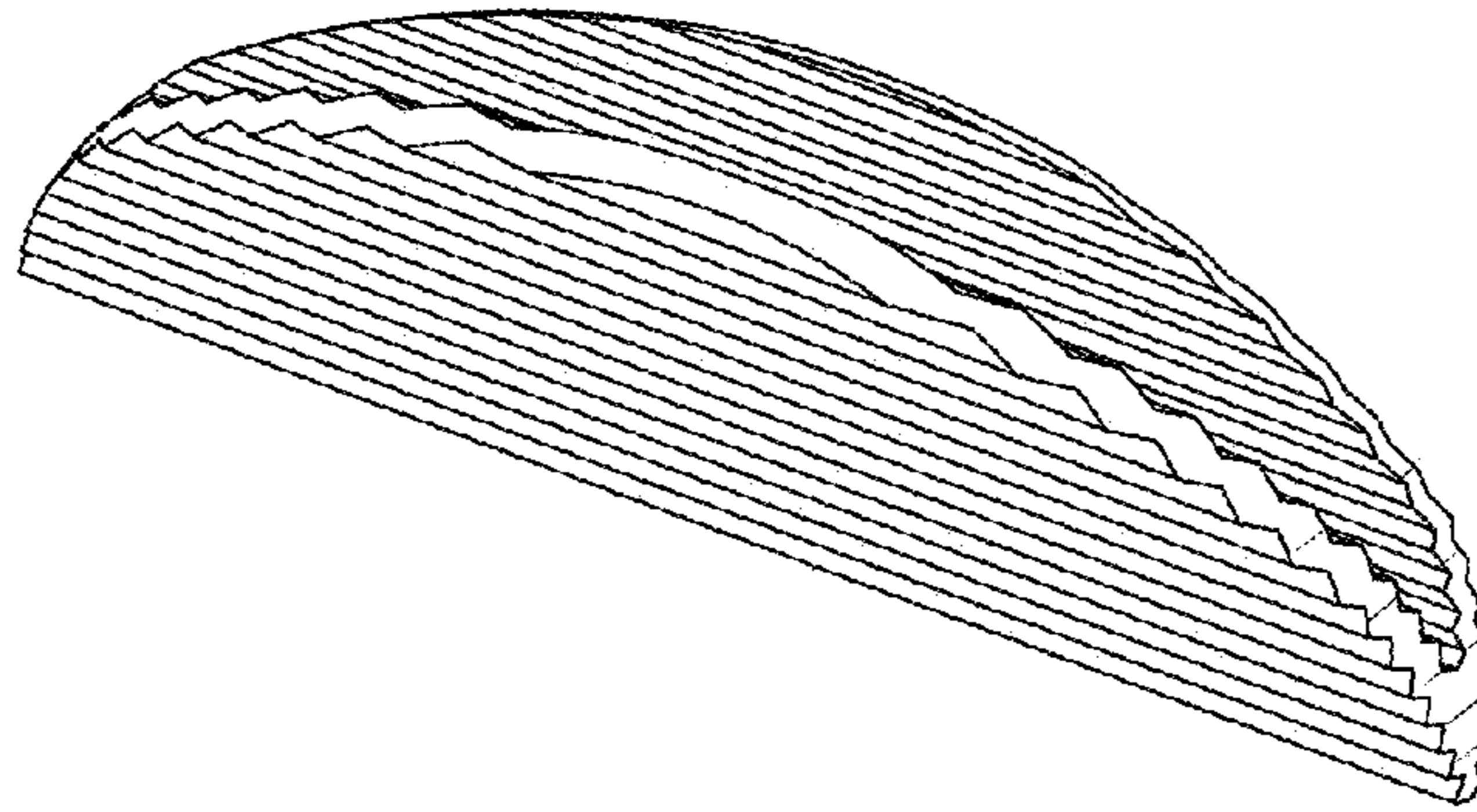


FIG. 8

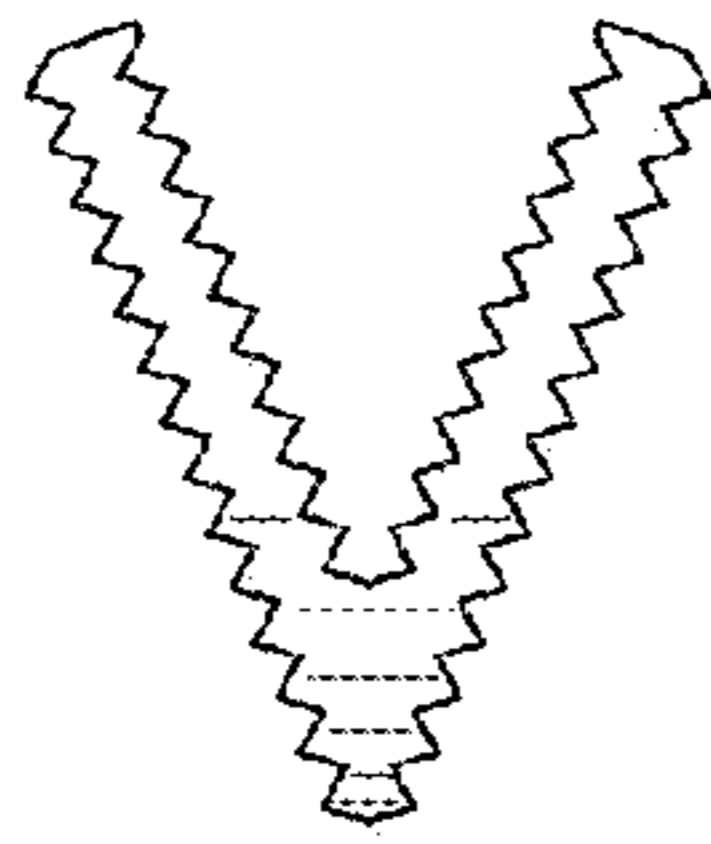


FIG. 9

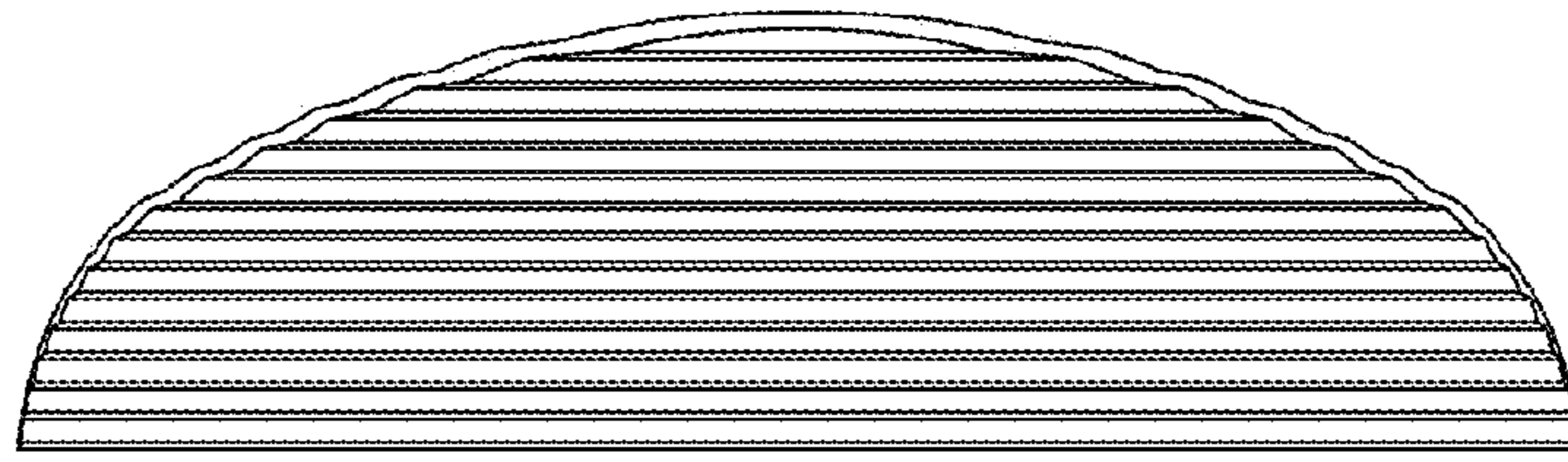


FIG. 10

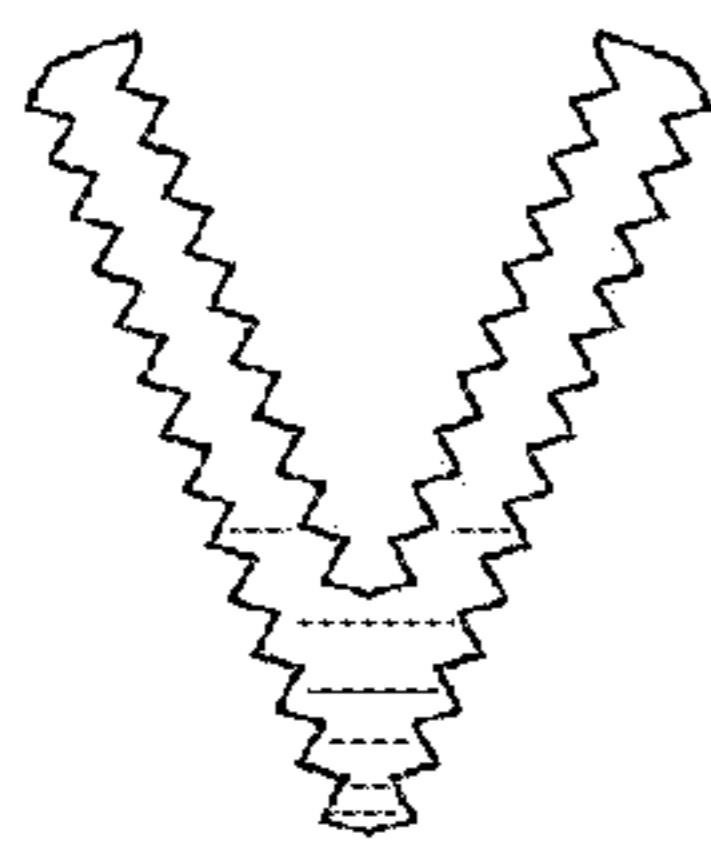


FIG. 11

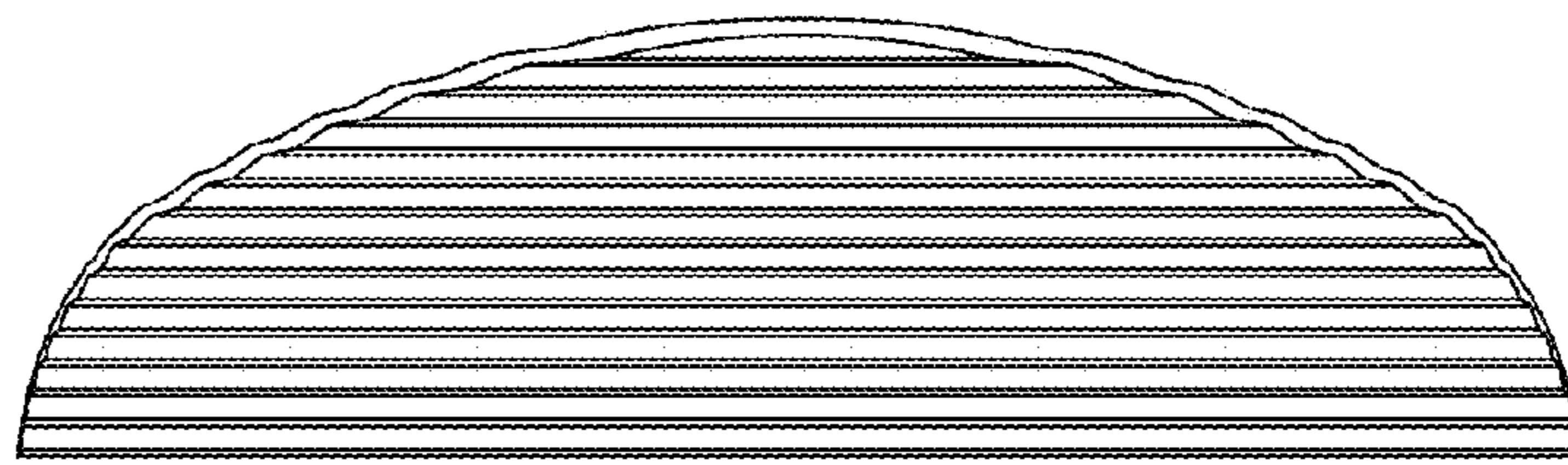


FIG. 12

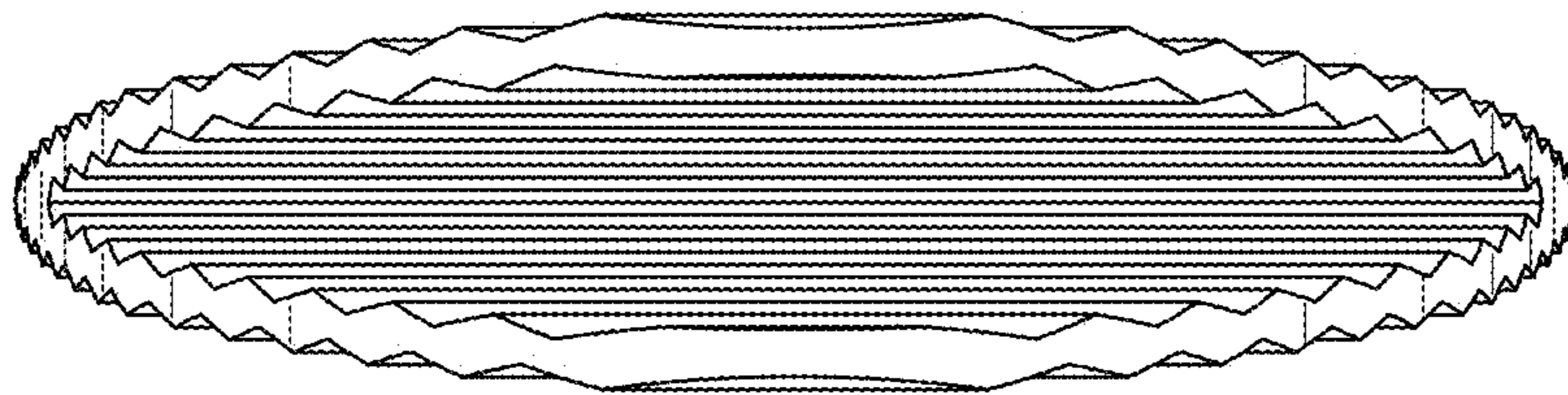


FIG. 13




FIG. 14