



US00D728878S

(12) **United States Design Patent**
Johnson et al.

(10) **Patent No.:** **US D728,878 S**

(45) **Date of Patent:** **** May 5, 2015**

(54) **VACUUM CLEANER UPRIGHT PORTION**

(71) Applicant: **BISSELL Homecare, Inc.**, Grand Rapids, MI (US)

(72) Inventors: **Drew A. Johnson**, Coopersville, MI (US); **Adam G. Carr**, Grand Rapids, MI (US); **Alan Finnie**, Hudsonville, MI (US)

(73) Assignee: **BISSELL Homecare, Inc.**, Grand Rapids, MI (US)

(**) Term: **14 Years**

(21) Appl. No.: **29/485,854**

(22) Filed: **Mar. 24, 2014**

(51) **LOC (10) Cl.** **15-05**

(52) **U.S. Cl.**
USPC **D32/31**

(58) **Field of Classification Search**
USPC D32/15-16, 18-21, 22, 30-34; D15/18; D12/111, 114; 15/410-412, 246.2, 15/320, 329, 344, 350, 34, DIG. 10, 349, 15/351-353, 340.2, 361, 362; 55/DIG. 3, 55/323, 337, 429; D8/68-69
See application file for complete search history.

(56) **References Cited**

U.S. PATENT DOCUMENTS

D462,813 S * 9/2002 Nakano et al. D32/22
D510,465 S * 10/2005 Takahashi et al. D32/22
D532,944 S * 11/2006 Choi D32/22

D535,069 S * 1/2007 Breit D32/22
D535,070 S * 1/2007 Shin D32/22
D537,584 S * 2/2007 Greene et al. D32/22
D553,313 S * 10/2007 Parr et al. D32/22
D573,759 S * 7/2008 Konno et al. D32/22
D609,415 S * 2/2010 Hill et al. D32/31
D610,317 S * 2/2010 Lee et al. D32/22
D610,318 S * 2/2010 Shin D32/22
D633,264 S * 2/2011 Lee D32/22
D637,777 S * 5/2011 Fiorino et al. D32/31
D652,589 S * 1/2012 Lee D32/22
D670,878 S * 11/2012 Lee D32/22
D693,976 S * 11/2013 Wu et al. D32/31
2014/0082883 A1 * 3/2014 Tran 15/353

* cited by examiner

Primary Examiner — Ruth McInroy

(74) *Attorney, Agent, or Firm* — McGarry Bair PC

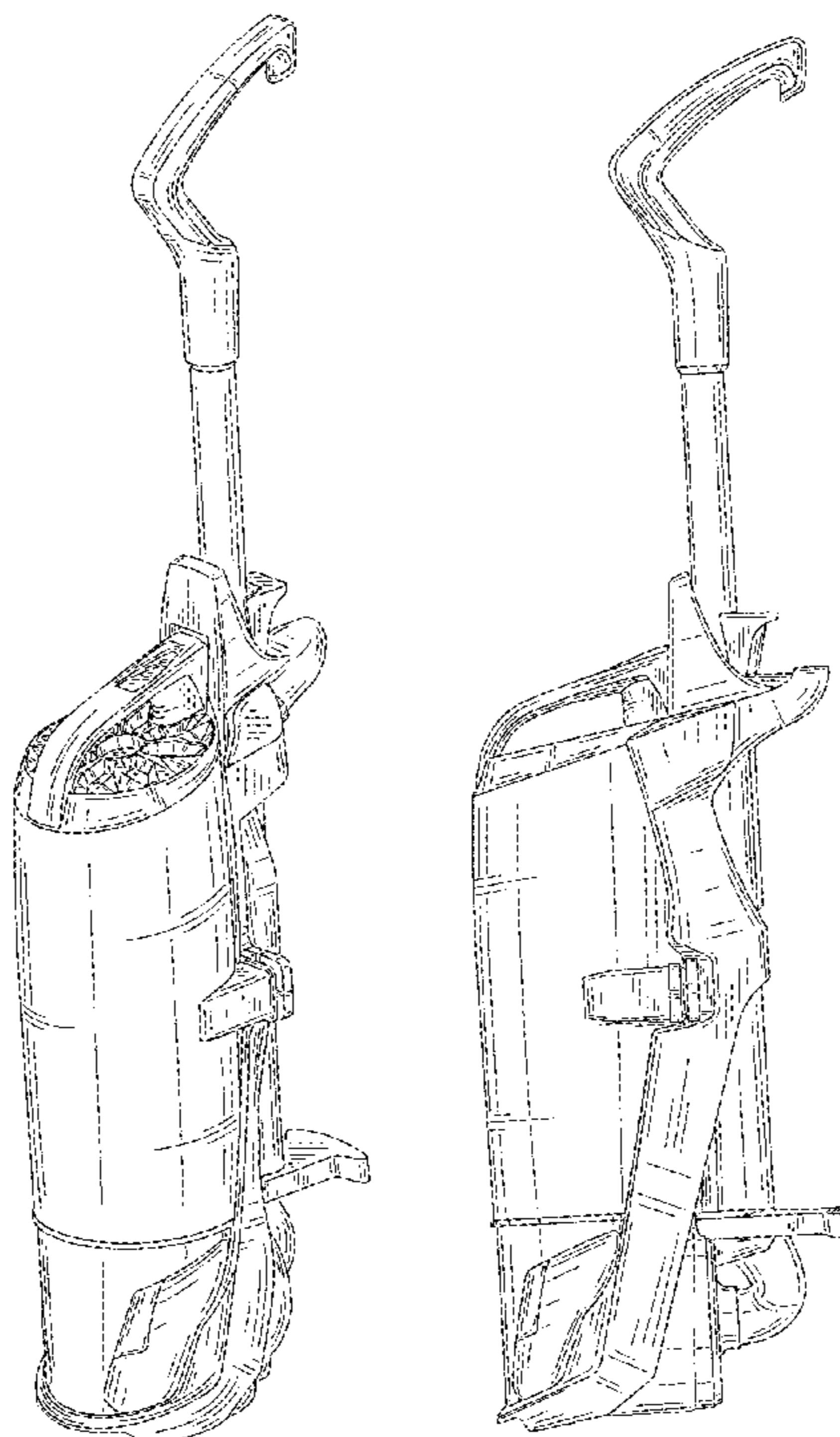
(57) **CLAIM**

The ornamental design for a vacuum cleaner upright portion, as shown and described.

DESCRIPTION

FIG. 1 is a front and right-side perspective view a vacuum cleaner upright portion showing our new design;
FIG. 2 is a front view thereof;
FIG. 3 is a rear view thereof;
FIG. 4 is a right side view thereof;
FIG. 5 is a left side view thereof; and,
FIG. 6 is an enlarged top plan view thereof.
The broken lines shown in the drawings are included for illustrative purposes only and form no part of the claimed design.

1 Claim, 4 Drawing Sheets



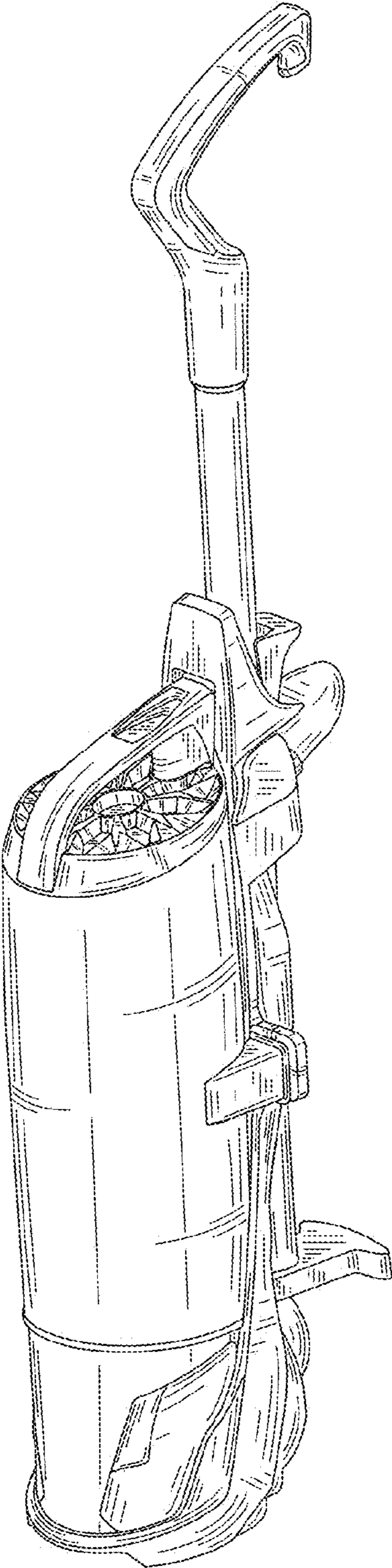


FIG. 1

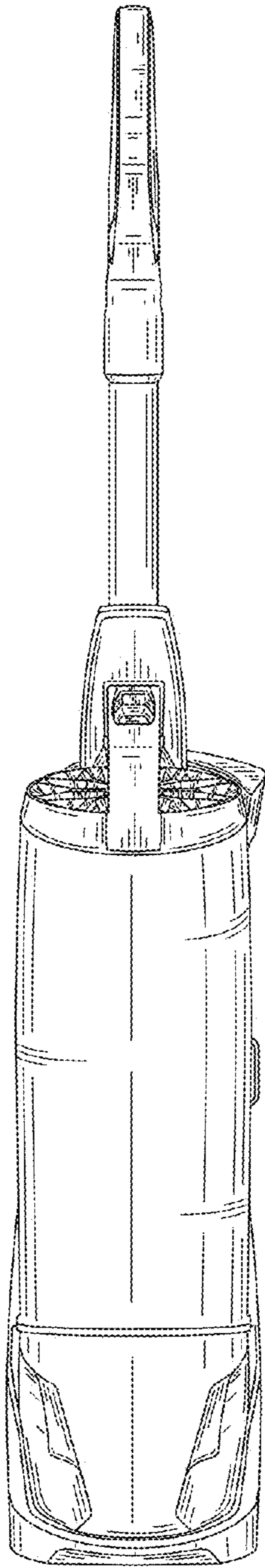


FIG. 2

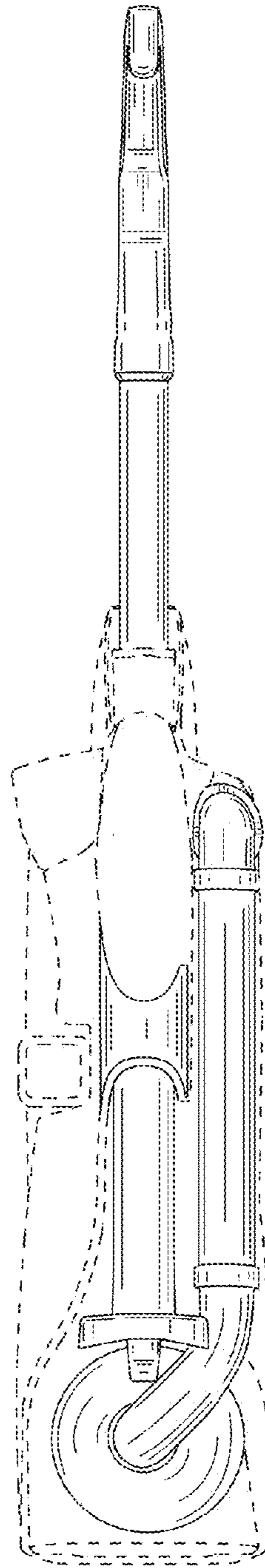


FIG. 3

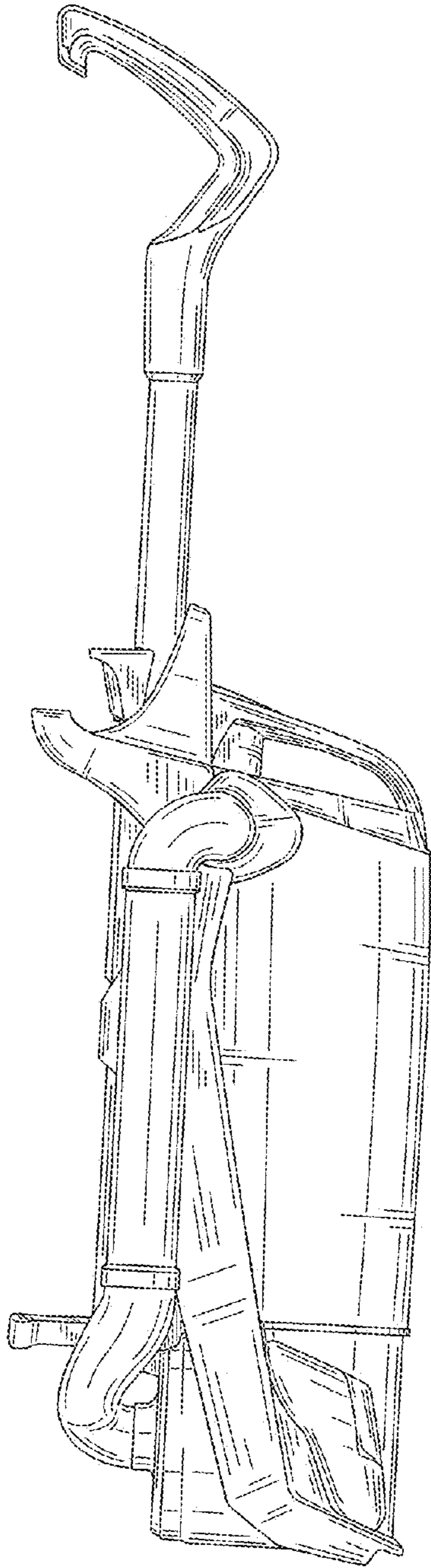


FIG. 4

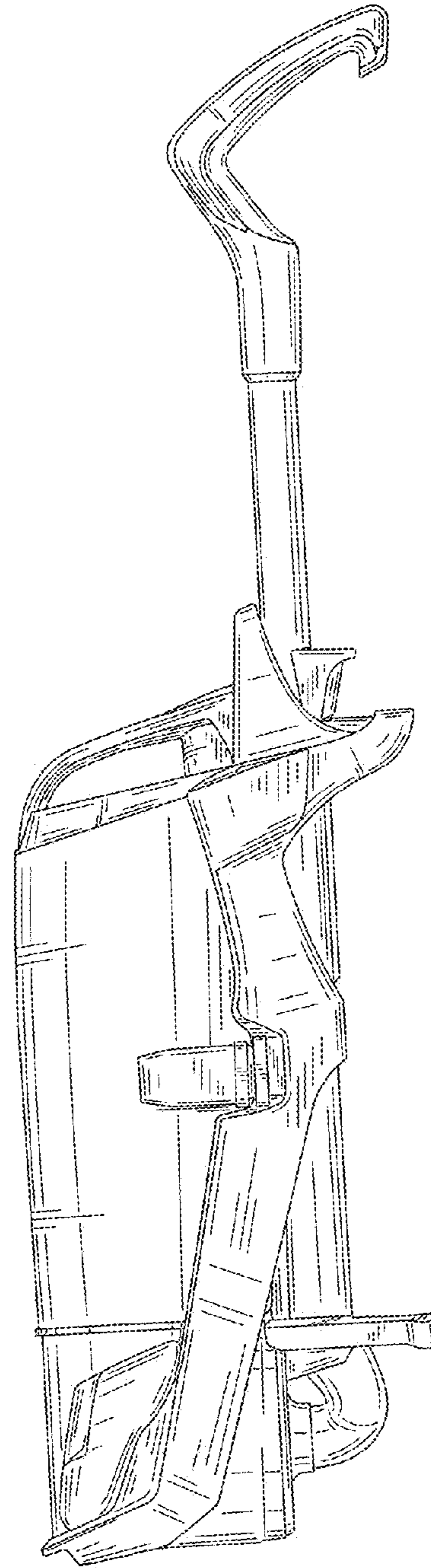


FIG. 5

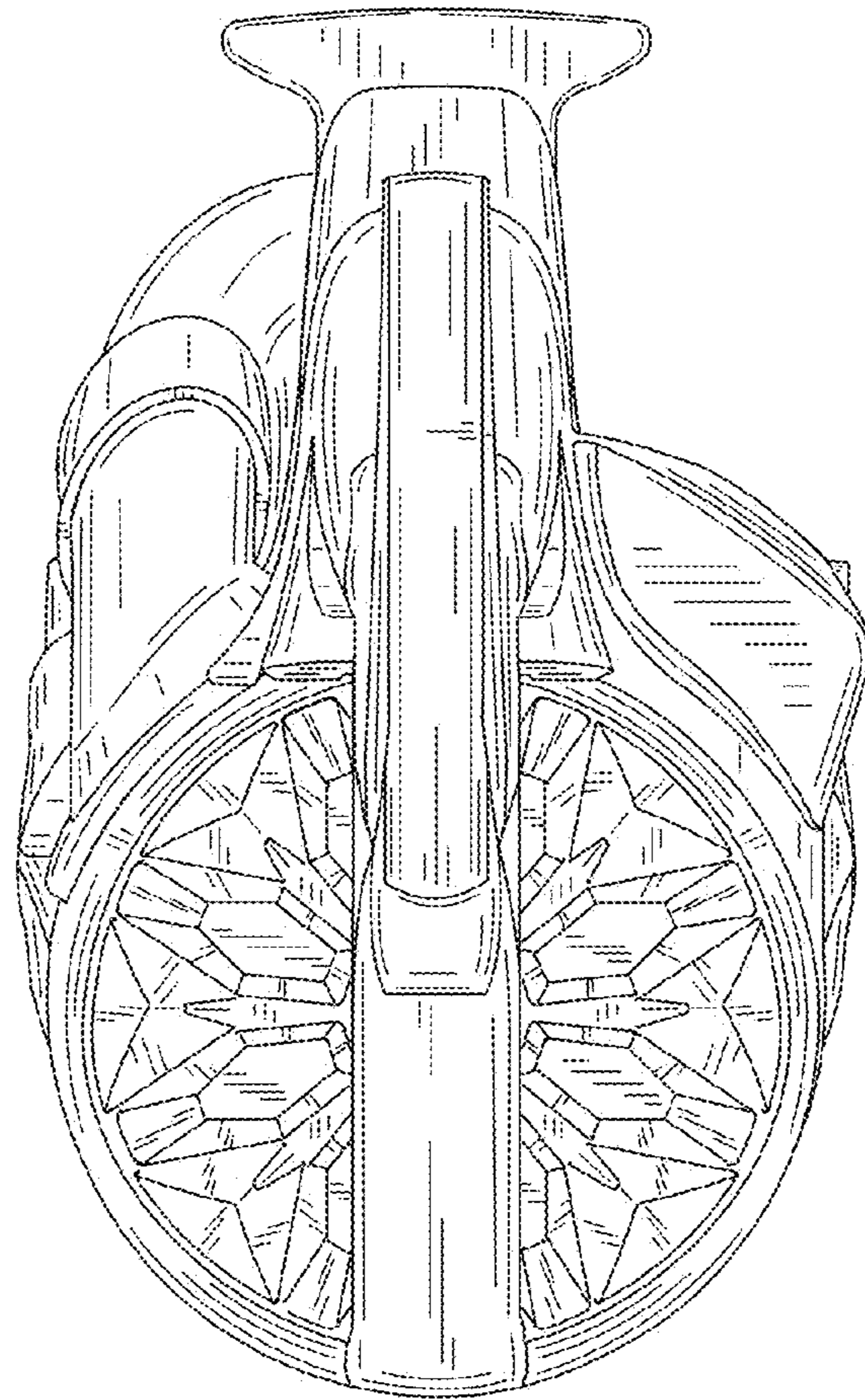


FIG. 6