



US00D728843S

(12) **United States Design Patent**
Krogman et al.

(10) **Patent No.:** **US D728,843 S**

(45) **Date of Patent:** **** May 5, 2015**

(54) **LIGHTING FIXTURE**

(71) Applicant: **LSI Industries, Inc.**, Cincinnati, OH
(US)

(72) Inventors: **Mark J. Krogman**, Southlake, TX (US);
Jeffrey T. Bourne, Lewisville, TX (US)

(73) Assignee: **LSI Industries, Inc.**, Cincinnati, OH
(US)

(**) Term: **14 Years**

(21) Appl. No.: **29/491,610**

(22) Filed: **May 22, 2014**

(51) **LOC (10) Cl.** **26-03**

(52) **U.S. Cl.**
USPC **D26/88**

(58) **Field of Classification Search**
CPC F21W 2121/00; F21S 8/00; F21S 4/00
USPC D26/25, 80-92, 118; 362/147, 404-408
See application file for complete search history.

(56) **References Cited**

U.S. PATENT DOCUMENTS

D51,252 S *	9/1917	Braunstein	D26/88
D51,971 S *	4/1918	Murphy	D26/88
D74,954 S *	4/1928	Swimmer	D26/24
2,214,600 A *	9/1940	Winkler	362/279
D134,355 S *	11/1942	Rolph	D26/88
D212,776 S *	11/1968	Renaud	D26/88
D418,625 S *	1/2000	Dolan	D26/88
D557,440 S *	12/2007	Hsu	D26/83

D557,444 S *	12/2007	Ruggles et al.	D26/88
D567,988 S *	4/2008	Lissoni	D26/88
D574,546 S *	8/2008	Morrison	D26/88
D575,895 S *	8/2008	Van De Poel	D26/88
D588,299 S *	3/2009	Sabernig	D26/88
D641,096 S *	7/2011	Markle et al.	D26/88
D695,945 S *	12/2013	Wright	D26/89
D697,250 S *	1/2014	Haynes	D26/88
D715,986 S *	10/2014	Anastassiades	D26/88

* cited by examiner

Primary Examiner — Clare E Heflin

(74) *Attorney, Agent, or Firm* — McDermott Will & Emery
LLP

(57) **CLAIM**

The ornamental design for a lighting fixture, as shown and described.

DESCRIPTION

FIG. 1 is a bottom-side perspective view of the design of the present disclosure;


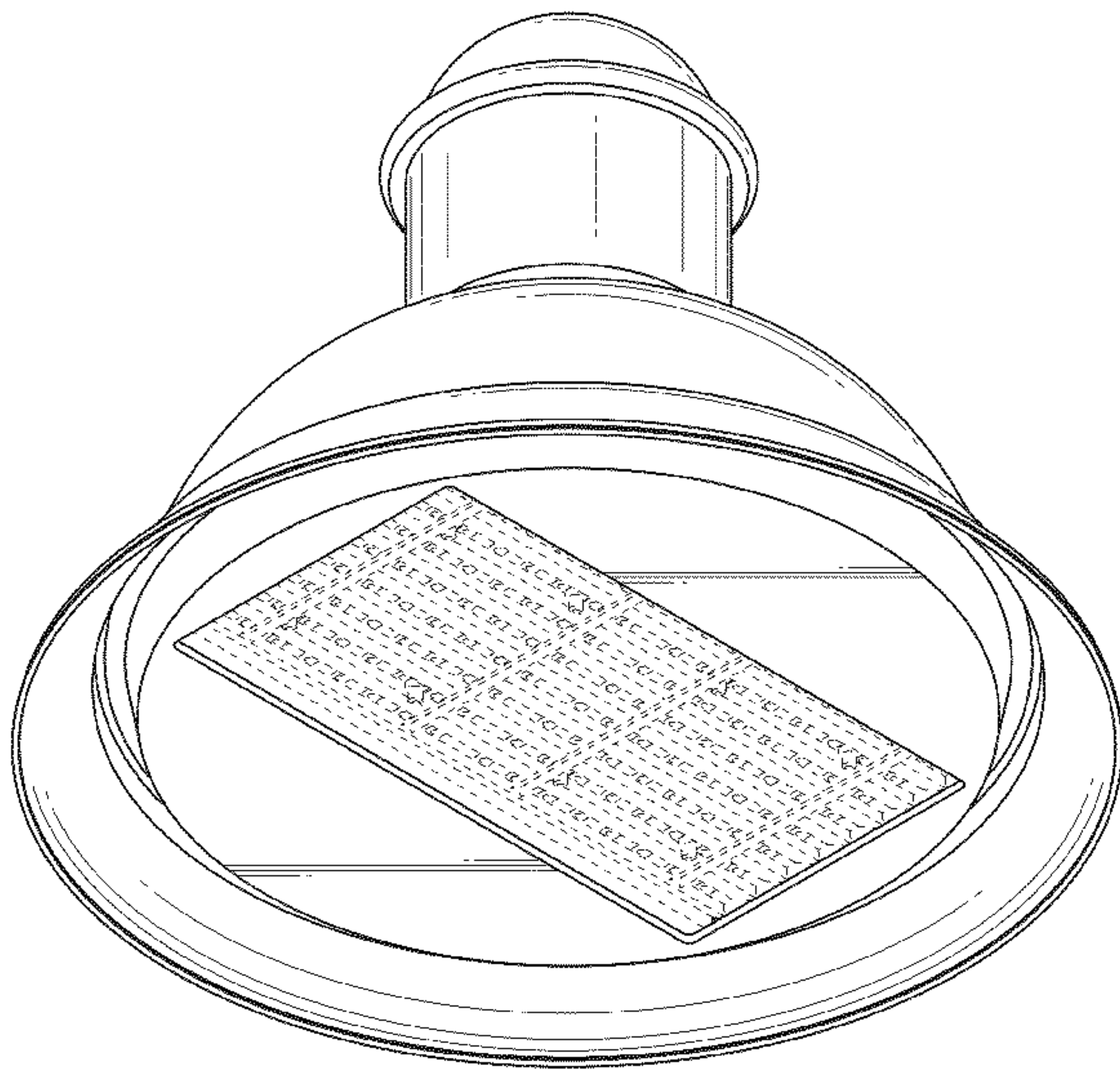
FIG. 2 is a bottom view of FIG. 1;

FIG. 3 is a side view of the design of FIG. 1; and,

FIG. 4 is a top view of the design of FIG. 1.

Those portions of the present invention which are presented in phantom illustrate the environment of the design only and form no part of the claimed design. Moreover, any shading presented in the accompanying drawings is provided merely to highlight the contour of the invention and is not intended to be illustrative of texture or gloss.

1 Claim, 4 Drawing Sheets



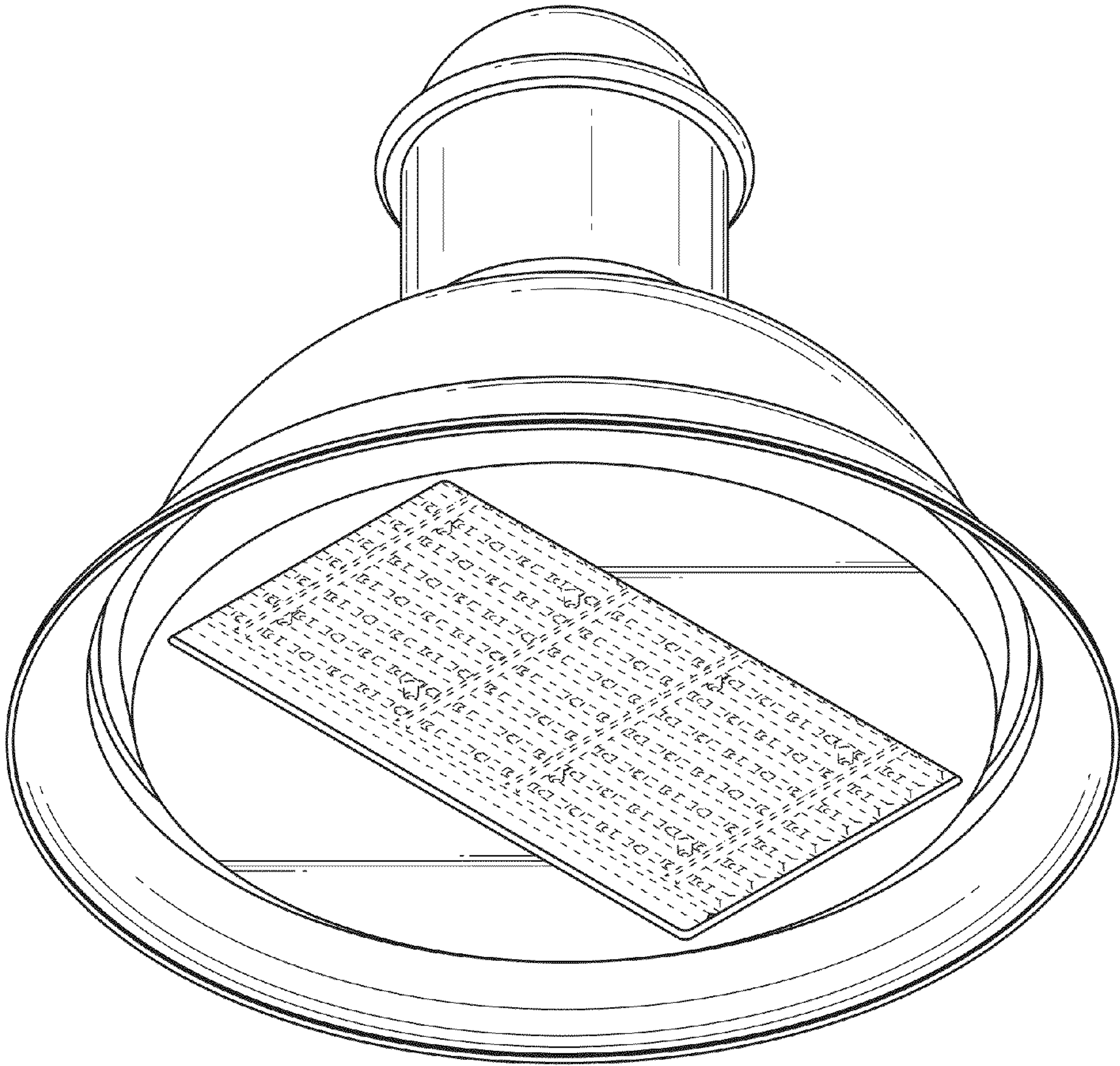


FIG. 1




FIG. 2

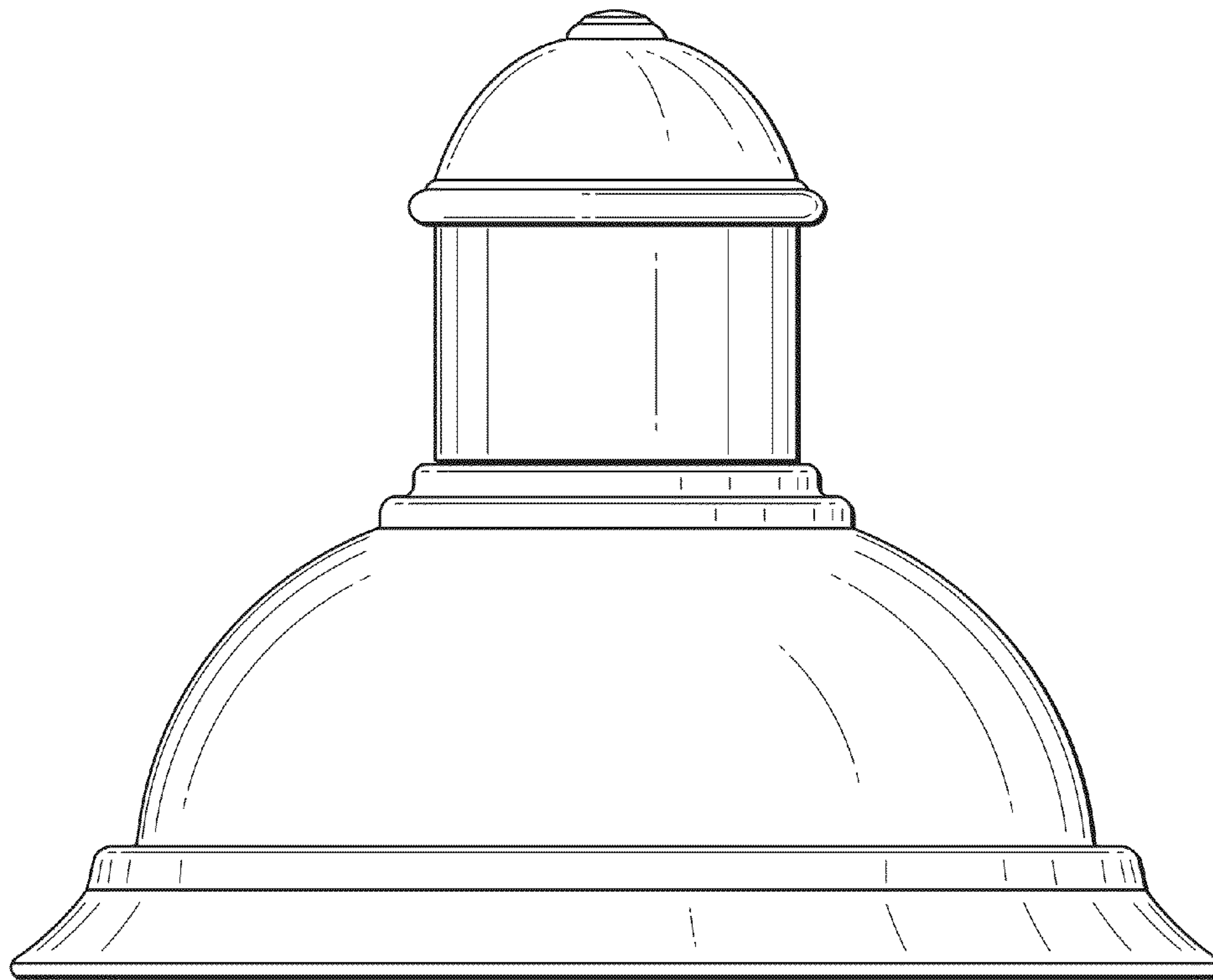


FIG. 3

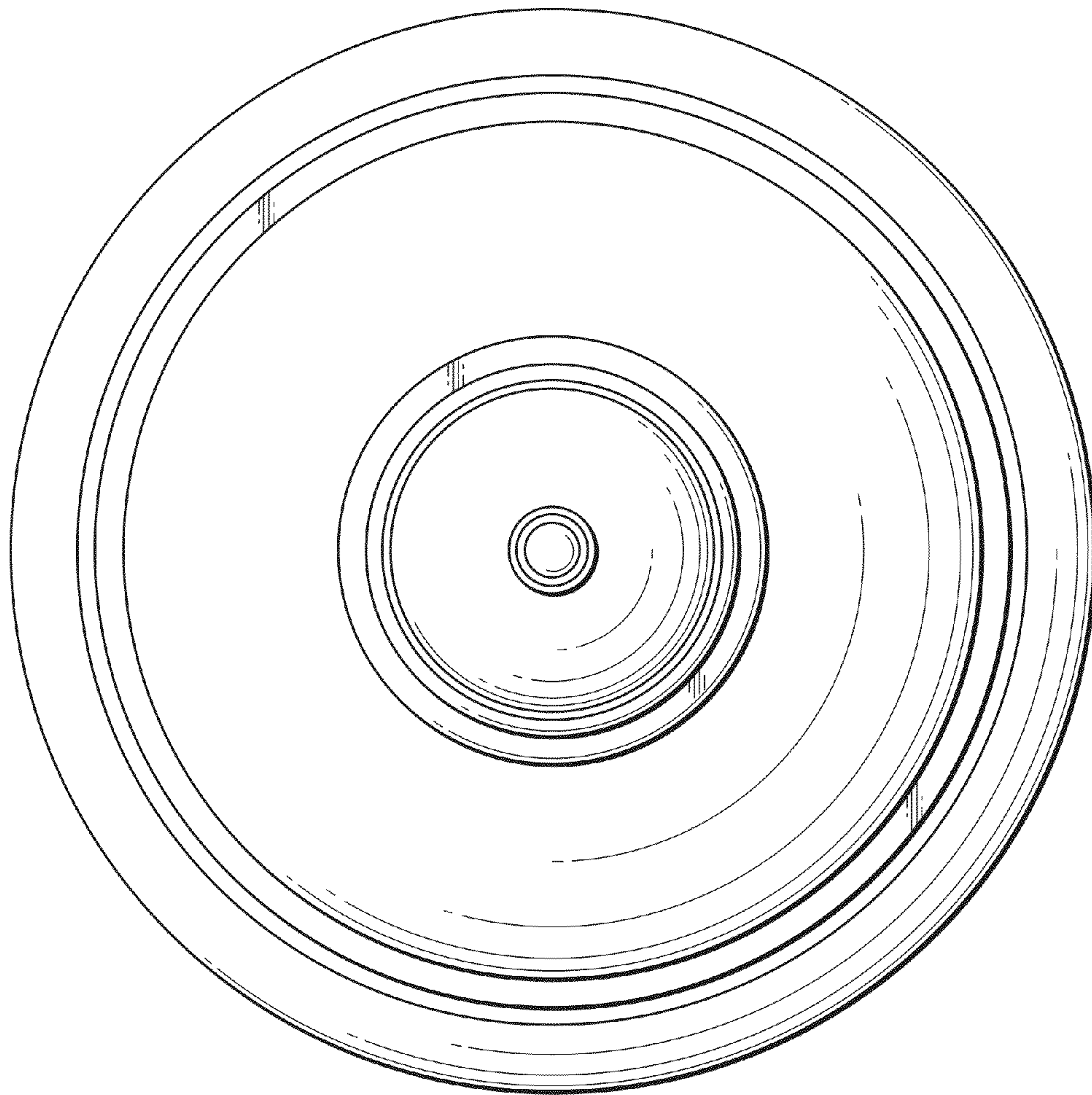


FIG. 4