



US00D728834S

(12) **United States Design Patent**
Taylor et al.

(10) **Patent No.:** **US D728,834 S**
(45) **Date of Patent:** **** May 5, 2015**

(54) **LIGHTING FIXTURE**

(71) Applicant: **Tadd, LLC**, N. Barrington, IL (US)

(72) Inventors: **Timothy Taylor**, Barrington, IL (US);
Tony Chang, Treasure Island, FL (US)

(73) Assignee: **Tadd, LLC**, Cary, IL (US)

(**) Term: **14 Years**

(21) Appl. No.: **29/461,332**

(22) Filed: **Jul. 22, 2013**

(51) **LOC (10) Cl.** **26-04**

(52) **U.S. Cl.**
USPC **D26/2**

(58) **Field of Classification Search**

USPC D26/1-4; 313/313, 315, 316, 317, 318,
313/493; 315/52, 53, 56, 57, 58
See application file for complete search history.

(56) **References Cited**

U.S. PATENT DOCUMENTS

6,499,860	B2	12/2002	Begemann	
6,577,512	B2	6/2003	Tripathi et al.	
6,586,890	B2	7/2003	Min et al.	
6,634,770	B2	10/2003	Cao	
6,634,771	B2	10/2003	Cao	
6,719,446	B2	4/2004	Cao	
D513,640	S	1/2006	Chen	
D514,715	S	2/2006	Chen	
7,086,756	B2	8/2006	Maxik	
D545,457	S *	6/2007	Chen	D26/2
7,262,559	B2	8/2007	Tripathi et al.	
D566,300	S *	4/2008	Lo	D26/2
D571,489	S *	6/2008	Opolka	D26/2
D574,092	S	7/2008	Sun	

D582,578	S *	12/2008	Tsai et al.	D26/2
D584,428	S *	1/2009	Li et al.	D26/2
7,524,089	B2	4/2009	Park	
D593,222	S *	5/2009	To et al.	D26/2
7,581,856	B2	9/2009	Kang et al.	
D602,182	S *	10/2009	Foo	D26/2
D621,974	S	8/2010	Grajcar	
7,862,204	B2	1/2011	Lodhie	
7,878,697	B2	2/2011	Chiang	
7,959,330	B2	6/2011	Hashimoto et al.	
7,990,031	B2	8/2011	Lu	
7,997,750	B2	8/2011	Chiang	
2009/0059559	A1	3/2009	Pabst et al.	

FOREIGN PATENT DOCUMENTS

EP	2287527	2/2011
WO	00/17569	3/2000
WO	2010/096498	8/2010

OTHER PUBLICATIONS

High Power E27 60 LED light LED Bulb light lamp 220V 3W;
<http://www.lovesaction.com>.

* cited by examiner

Primary Examiner — Marcus Jackson

(57) **CLAIM**

The ornamental design for a lighting fixture, as shown and described.

DESCRIPTION

FIG. 1 is a perspective view of the lighting fixture;
FIG. 2 is a bottom view thereof;
FIG. 3 is a top view thereof; and,
FIG. 4 is a side view thereof.

1 Claim, 4 Drawing Sheets

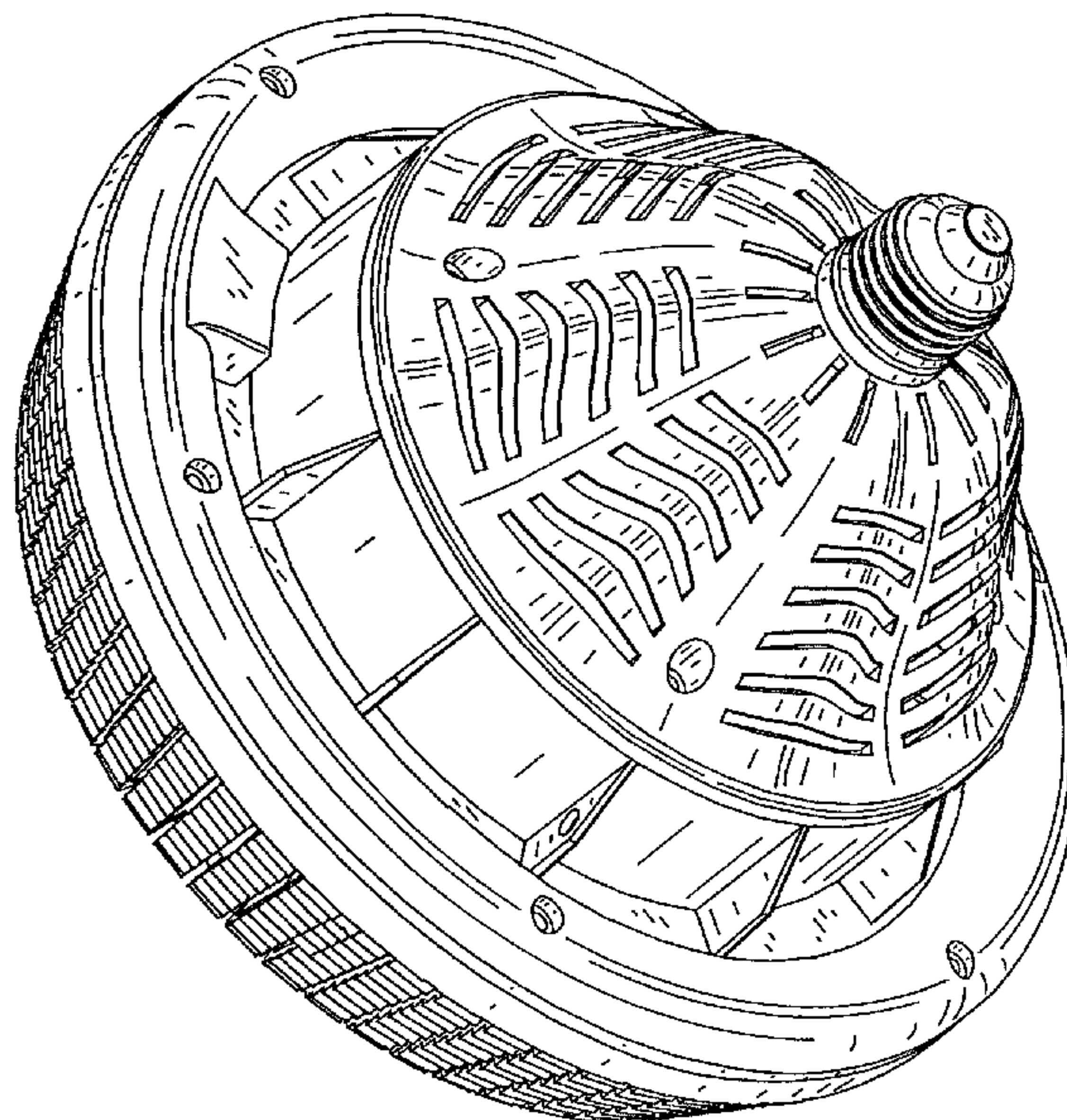


FIG. 1

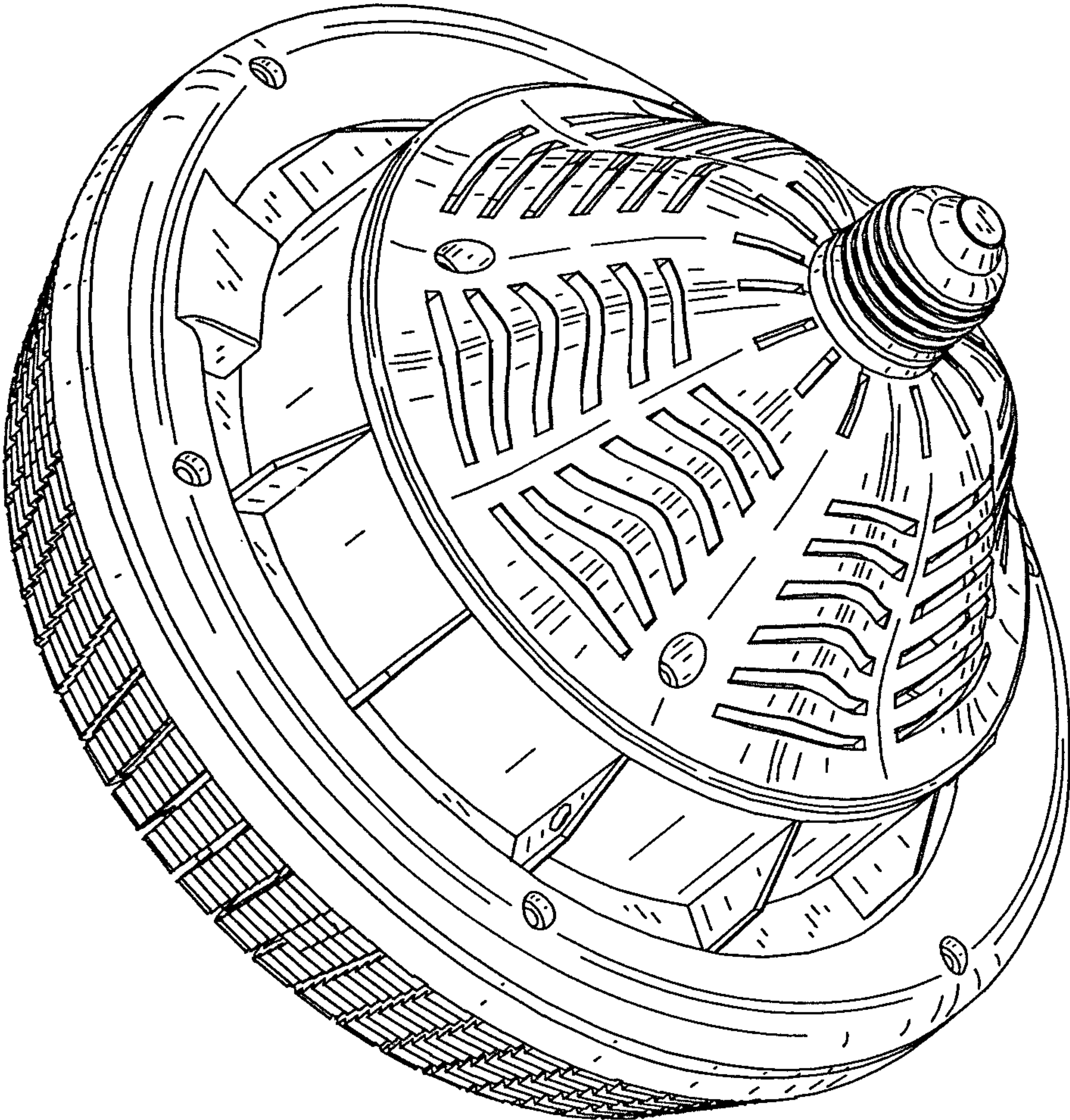


FIG. 2

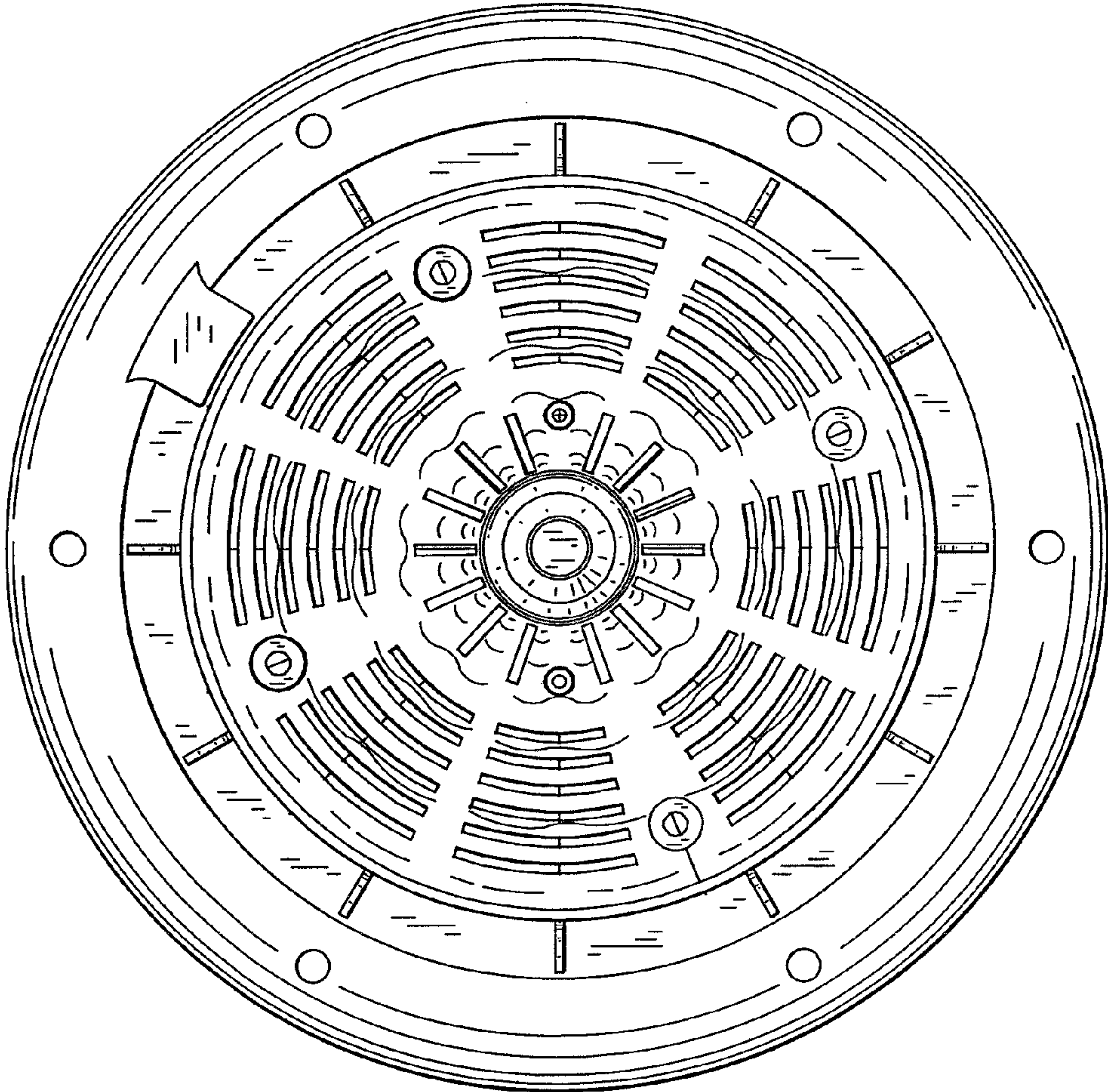


FIG. 3

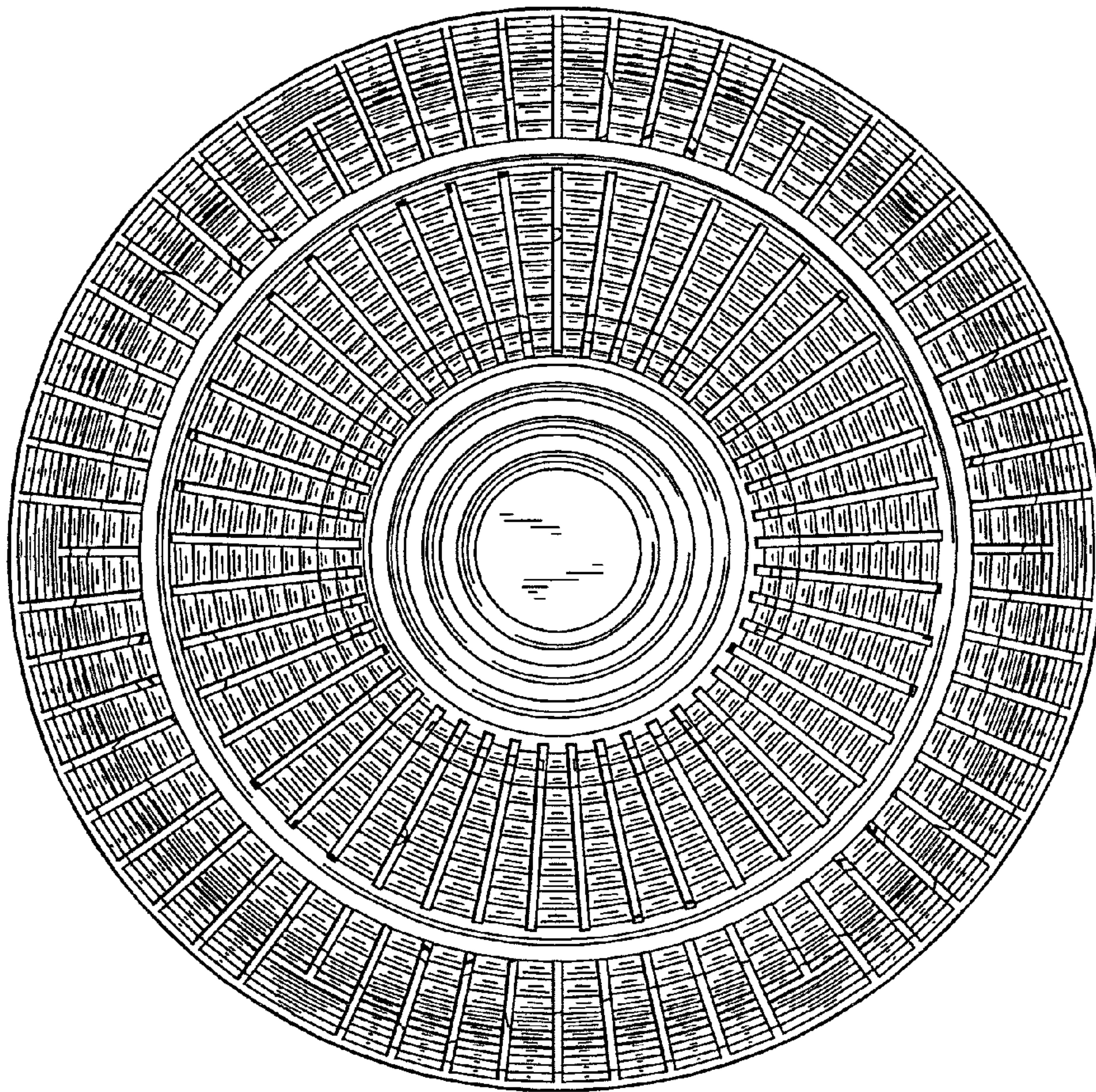


FIG. 4

