

US00D728827S

(12) **United States Design Patent**
Quinn et al.

(10) **Patent No.:** **US D728,827 S**

(45) **Date of Patent:** **** May 5, 2015**

- (54) **SHORING SYSTEM JOIST**
- (71) Applicants: **Kelan C. Quinn**, San Diego, CA (US);
Frans Brinkmann, Budel (NL)
- (72) Inventors: **Kelan C. Quinn**, San Diego, CA (US);
Frans Brinkmann, Budel (NL)

3,376,011	A *	4/1968	Petchuk	249/28
3,409,266	A *	11/1968	Jennings	249/18
3,533,592	A *	10/1970	Jennings	249/18
3,847,340	A *	11/1974	Ficken et al.	249/18
4,681,290	A *	7/1987	Crosbie	248/226.11
2003/0029988	A1 *	2/2003	McCracken et al.	249/219.1
2007/0200048	A1 *	8/2007	Edwards et al.	249/18
2007/0200049	A1 *	8/2007	Coday	249/18
2007/0264076	A1 *	11/2007	McCracken	403/315

(**) Term: **14 Years**

* cited by examiner

(21) Appl. No.: **29/478,165**

Primary Examiner — Robert M Spear

(22) Filed: **Dec. 31, 2013**

Assistant Examiner — Eliza Bennett-Hattan

(51) **LOC (10) Cl.** **25-04**

(74) *Attorney, Agent, or Firm* — Charmasson, Buchaca & Leach, LLP

(52) **U.S. Cl.**
USPC **D25/68**

(57) **CLAIM**

The ornamental design for a shoring system joist, as shown and described.

(58) **Field of Classification Search**
USPC 249/18, 28, 210; D8/45, 356, 358, 359,
D8/16, 19; D25/68; 242/395, 405.3, 405.2,
242/118.7, 542.4, 160.4, 366, 400, 370,
242/400.1; 254/397; 33/414, 413; 114/101,
114/200; 160/370; D12/162, 223; D3/318;
D10/61, 62

DESCRIPTION

FIG. 1 is a front plan view of a shoring system joist for use in concrete framework showing an embodiment of my new design, the back plan view being a mirror image thereof.

FIG. 2 is a top plan view thereof.

FIG. 3 is a bottom plan view thereof; and,

FIG. 4 is a right side plan view thereof, the left side being a mirror image thereof.

Shading lines are used to show solid structures and are not intended to indicate surface decoration.

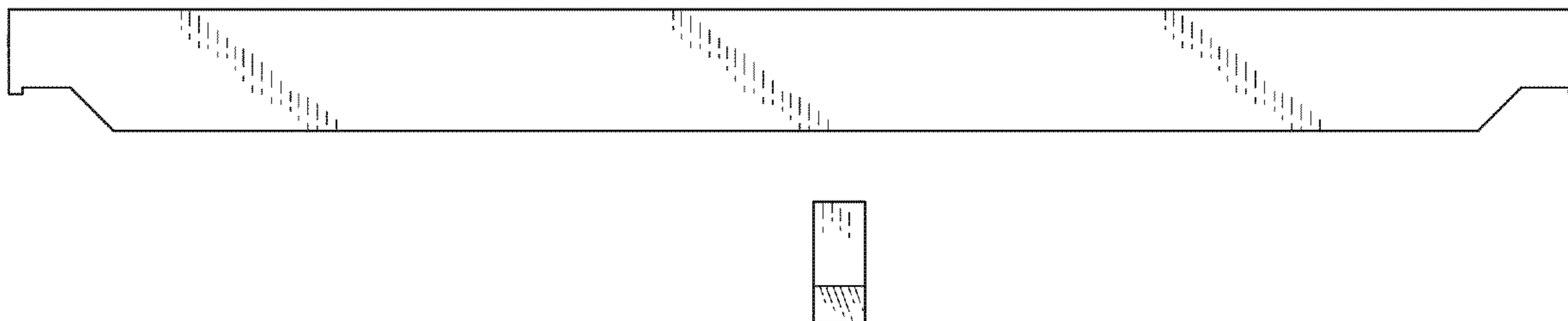
See application file for complete search history.

(56) **References Cited**

U.S. PATENT DOCUMENTS

1,439,060	A *	12/1922	Bowen	249/210
3,336,708	A *	8/1967	Rambelle	52/309.11

1 Claim, 1 Drawing Sheet






FIG. 1



FIG. 2




FIG. 3

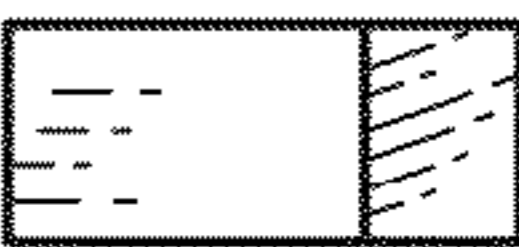


FIG. 4