

US00D728824S

(12) **United States Design Patent**
McKimmy et al.

(10) **Patent No.:** **US D728,824 S**

(45) **Date of Patent:** **** *May 5, 2015**

(54) **STORAGE ENCLOSURE**

(75) Inventors: **Matthew McKimmy**, Incline Village, NV (US); **Michael Thuma**, Le Grange, IL (US); **Torrence Anderson**, Overland Park, KS (US); **Michael R. Vogler**, Oswego, IL (US)

(73) Assignee: **Suncast Technologies, LLC**, Palm Beach Gardens, FL (US)

(*) Notice: This patent is subject to a terminal disclaimer.

(**) Term: **14 Years**

(21) Appl. No.: **29/427,645**

(22) Filed: **Jul. 20, 2012**

(51) **LOC (10) Cl.** **25-03**

(52) **U.S. Cl.**
USPC **D25/33**

(58) **Field of Classification Search**
USPC D25/1-35; D6/663, 671; 52/36.1, 52/79.1-79.5, 169.6, 80.1-81.6, 90.1-93.2
See application file for complete search history.

(56) **References Cited**

U.S. PATENT DOCUMENTS

D375,169 S *	10/1996	Hunt et al.	D25/16
D384,419 S *	9/1997	Dickinson et al.	D25/16
D393,724 S *	4/1998	Sagol	D25/16
D405,540 S *	2/1999	Maple	D25/16
D455,501 S *	4/2002	Greene	D25/33
D468,442 S *	1/2003	Tisbo et al.	D25/33
D468,833 S *	1/2003	Tisbo et al.	D25/33

D468,834 S *	1/2003	Tisbo et al.	D25/33
D591,076 S *	4/2009	Guizzarda	D6/432
D622,861 S *	8/2010	Vogler et al.	D25/33
D622,862 S *	8/2010	Vogler et al.	D25/33
D639,450 S *	6/2011	Vogler et al.	D25/33
D641,496 S *	7/2011	Phillips et al.	D25/33
D676,149 S *	2/2013	Vogler et al.	D25/33
D688,806 S *	8/2013	Phillips et al.	D25/33
8,511,001 B2 *	8/2013	Uffner et al.	52/66
D689,197 S *	9/2013	Thuma et al.	D25/33
D689,622 S *	9/2013	Thuma et al.	D25/33
D691,285 S *	10/2013	Thuma et al.	D25/33
D694,911 S *	12/2013	Thuma et al.	D25/33
2004/0187402 A1 *	9/2004	Moon et al.	52/79.5
2014/0158702 A1 *	6/2014	Phillips et al.	220/832

* cited by examiner

Primary Examiner — Garth Rademaker

Assistant Examiner — Samantha Q Lawrence

(74) *Attorney, Agent, or Firm* — McHale & Slavin P.A.

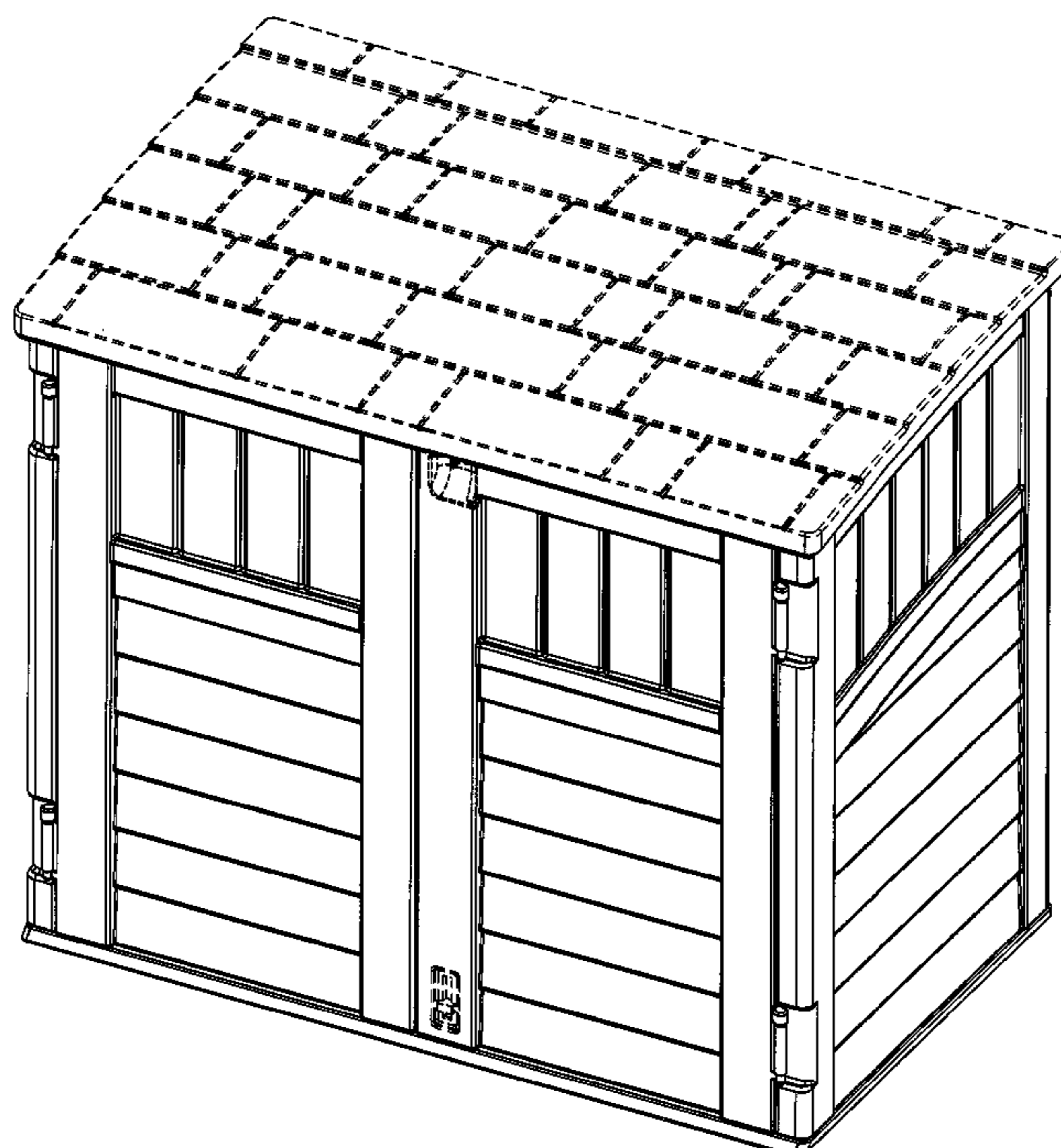
(57) **CLAIM**

The ornamental design for a storage enclosure, as shown and described.

DESCRIPTION

FIG. 1 is a top right perspective view of a storage enclosure showing the new design;
FIG. 2 is a front view thereof;
FIG. 3 is a rear view thereof;
FIG. 4 is a right side view thereof;
FIG. 5 is a left side view thereof; and,
FIG. 6 is a top view thereof.
The broken lines depict portions of the storage enclosure, which form no part of the claimed design.

1 Claim, 5 Drawing Sheets



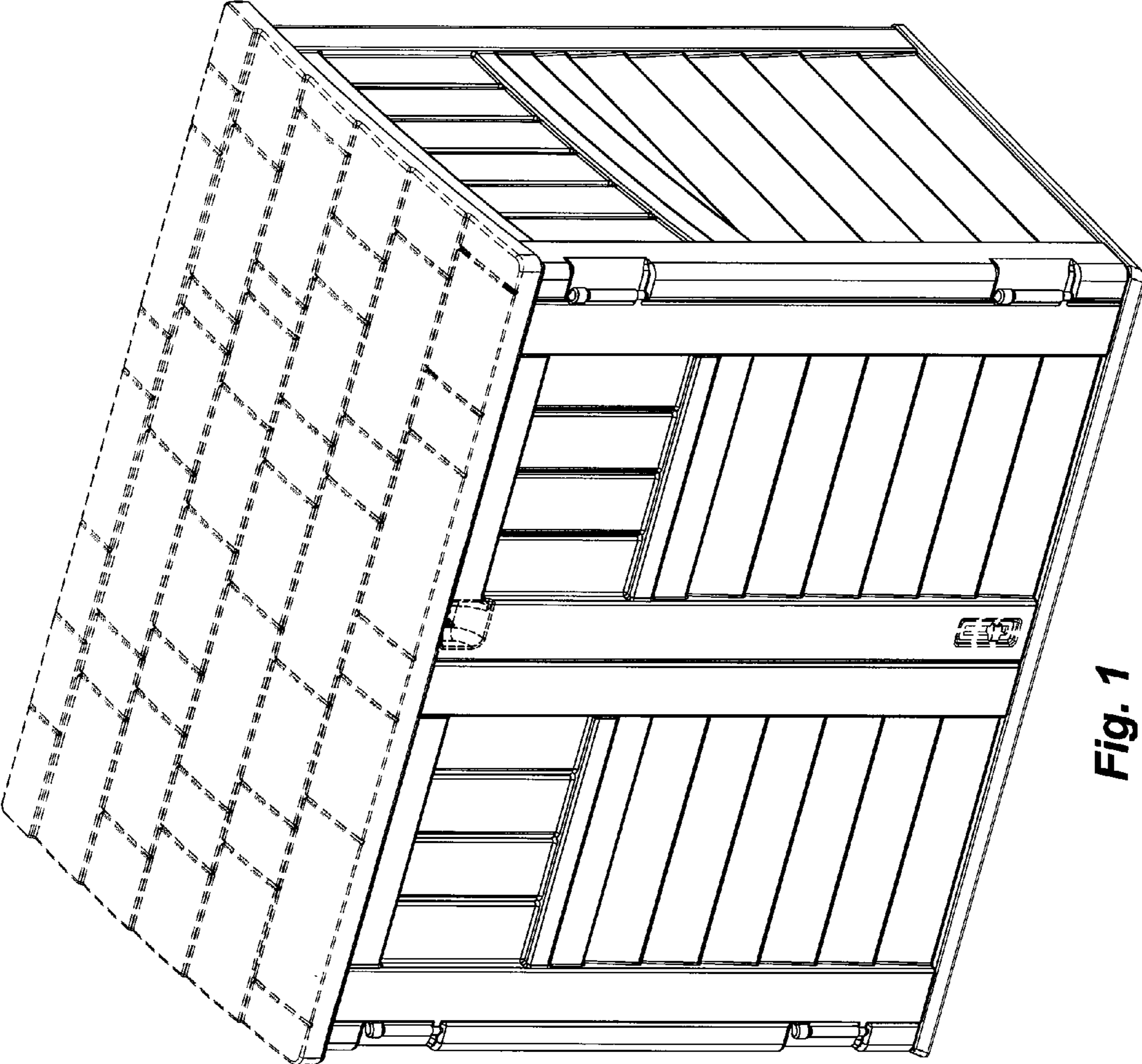


Fig. 1

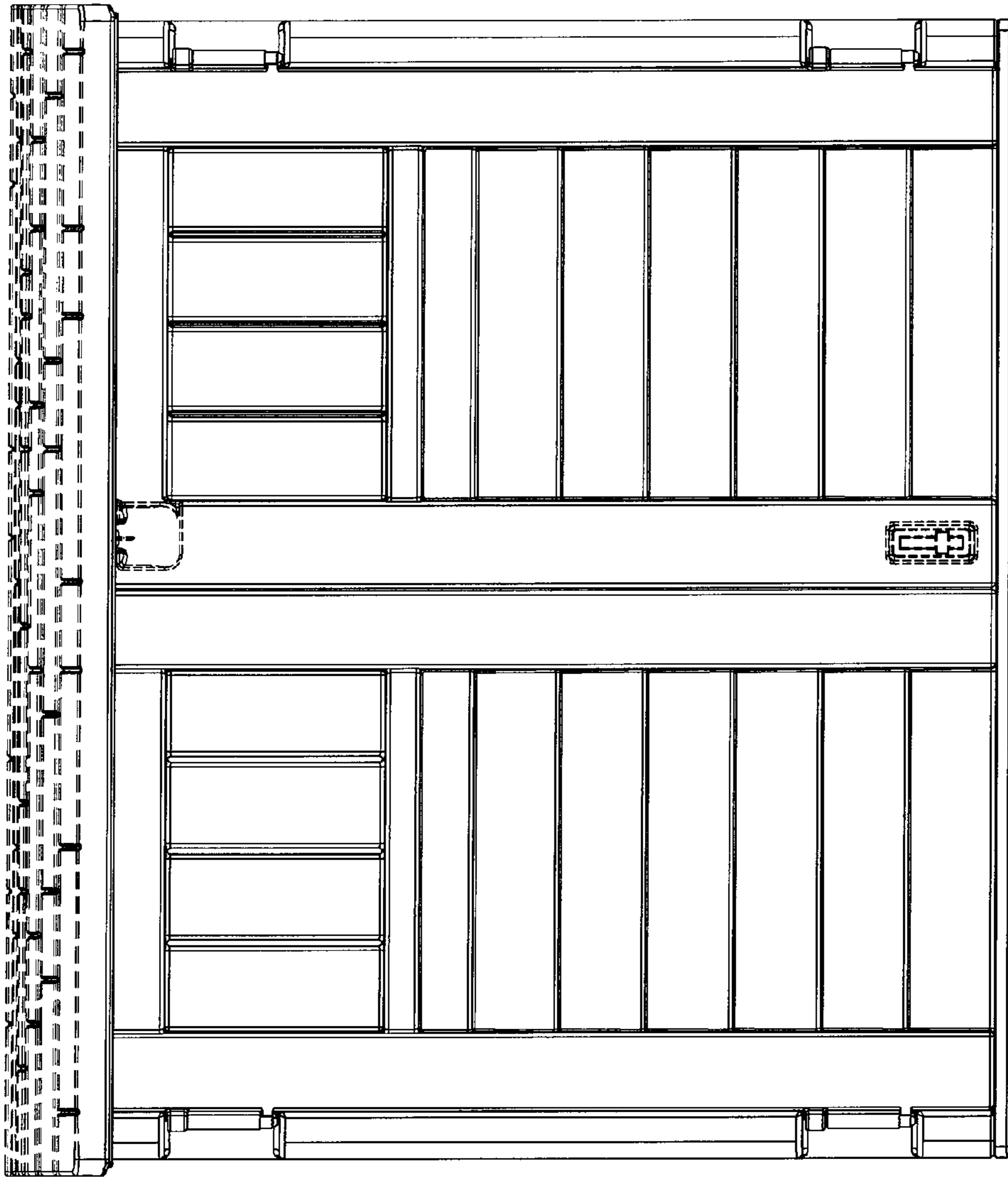


Fig. 2

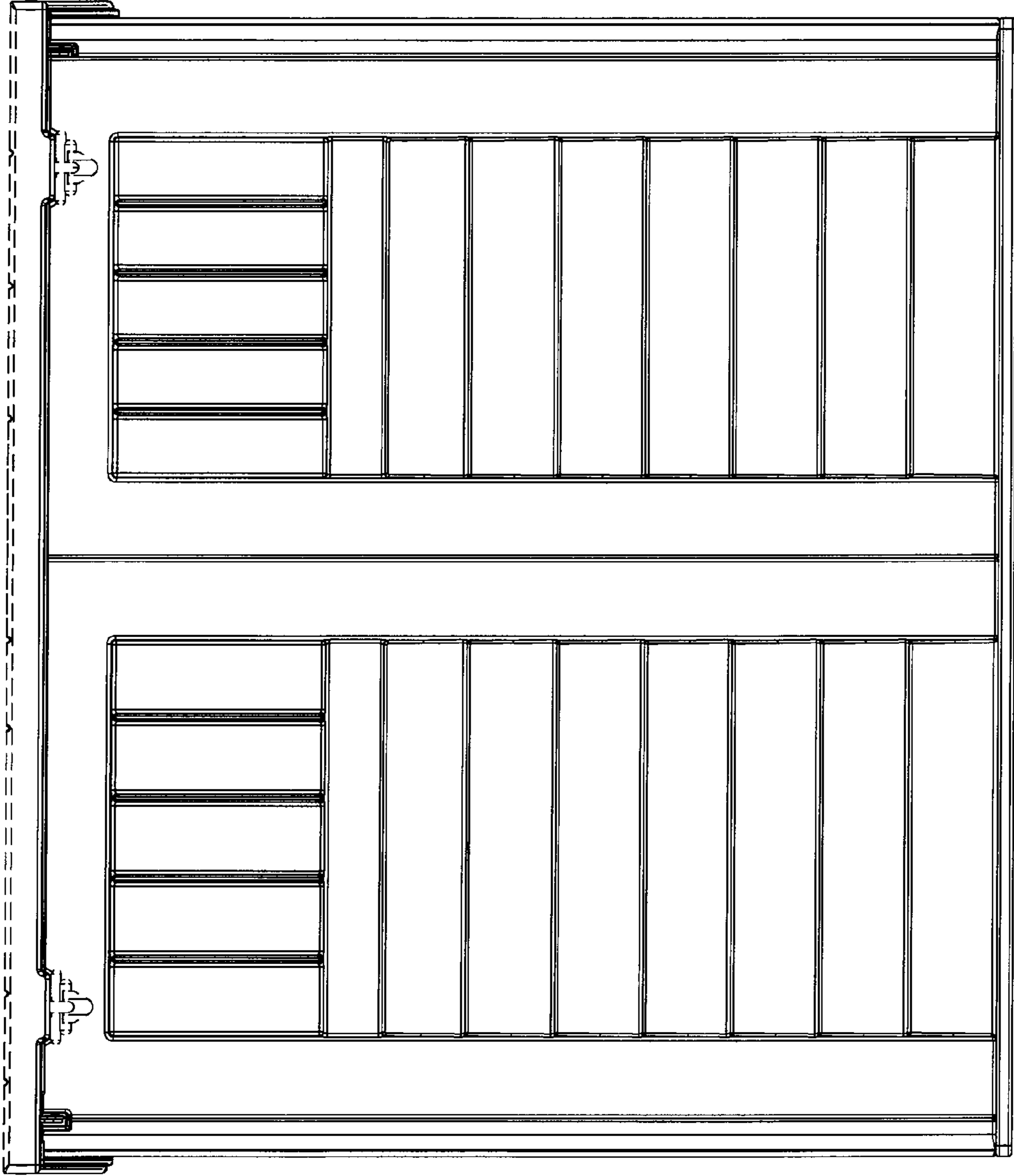


Fig. 3

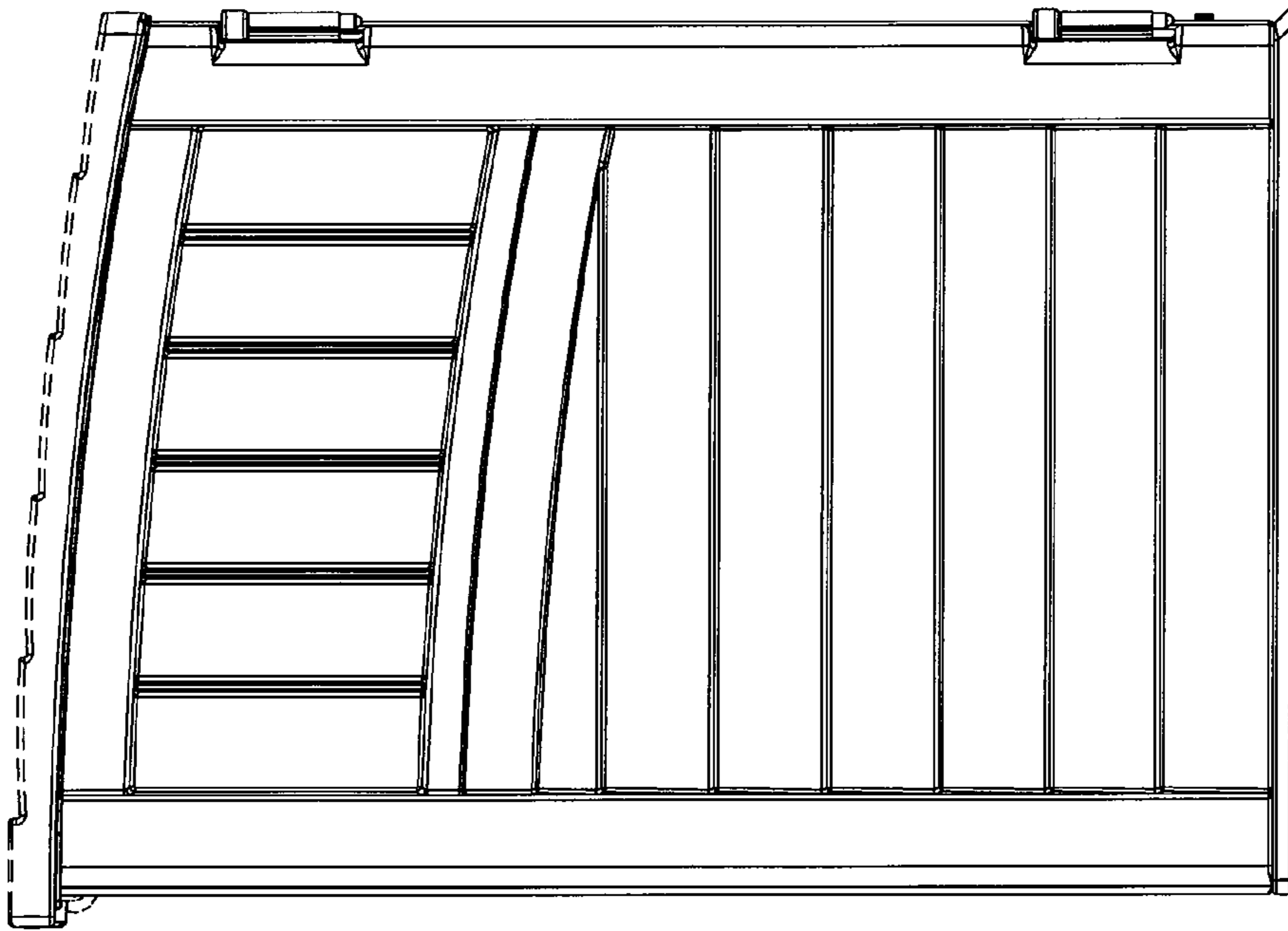


Fig. 5

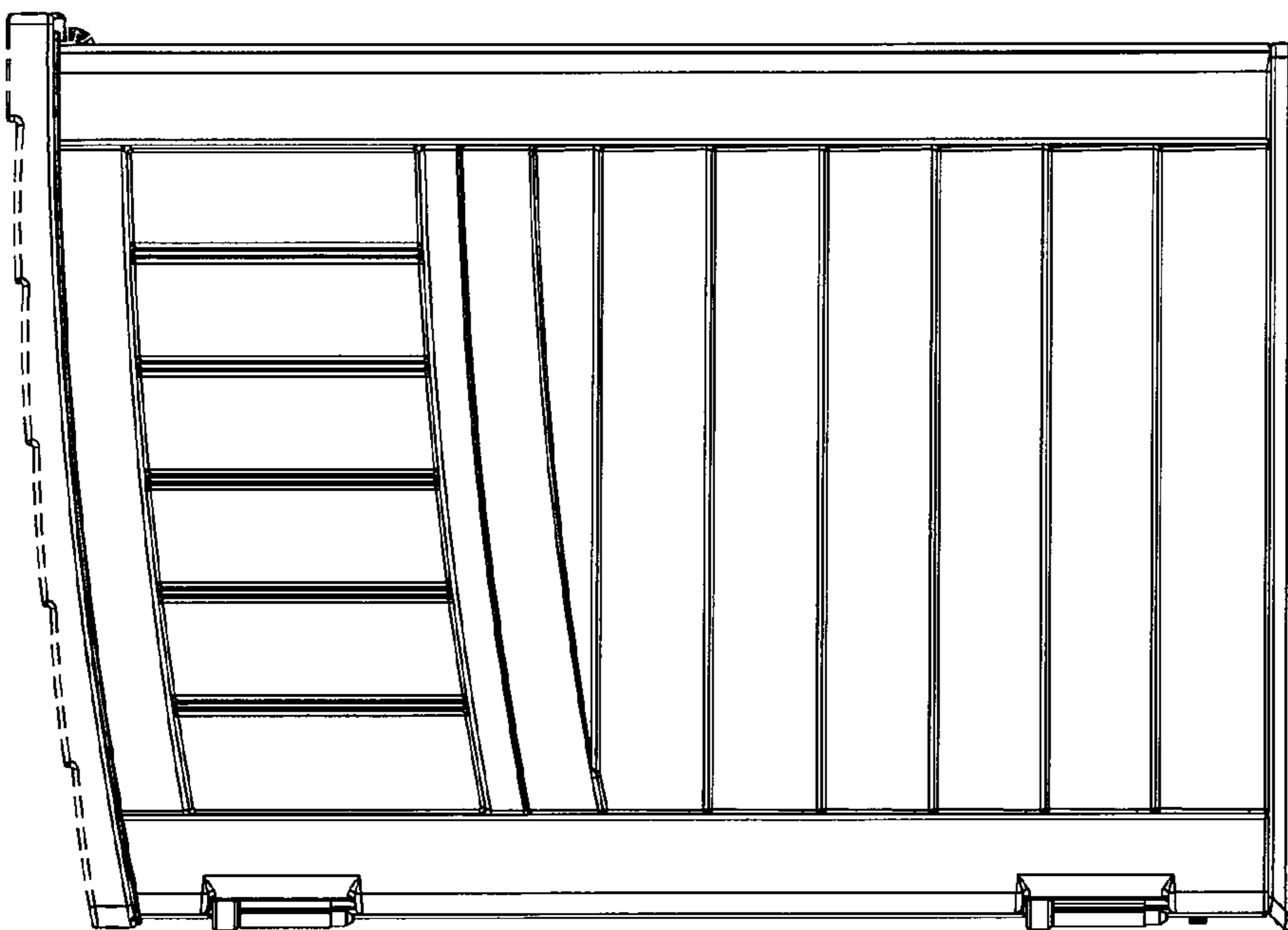


Fig. 4

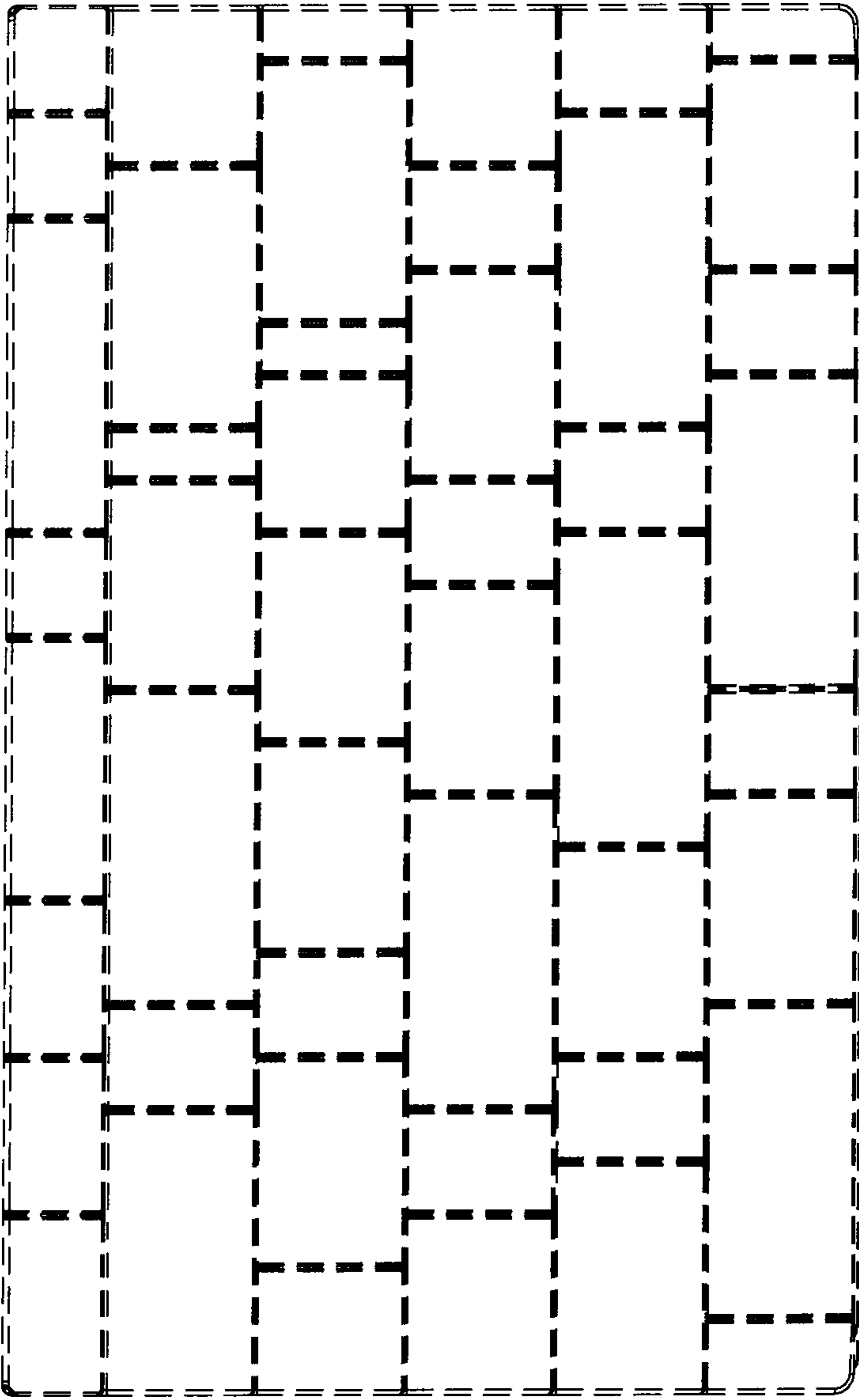


Fig. 6