



US00D728823S

(12) **United States Design Patent**
Bogart

(10) **Patent No.:** **US D728,823 S**
(45) **Date of Patent:** **** May 5, 2015**

- (54) **HUNTING BLIND**
- (71) Applicant: **Mark Bogart**, Joshua, TX (US)
- (72) Inventor: **Mark Bogart**, Joshua, TX (US)
- (**) Term: **14 Years**
- (21) Appl. No.: **29/455,026**
- (22) Filed: **May 16, 2013**
- (51) **LOC (10) Cl.** **25-03**
- (52) **U.S. Cl.**
USPC **D25/16**
- (58) **Field of Classification Search**
USPC D25/1-35; 52/63, 71, 73; 454/341;
D30/110; 135/117, 121, 143
See application file for complete search history.

3,690,334	A *	9/1972	Miller	135/123
D295,898	S *	5/1988	Rupp	D25/22
7,040,335	B1 *	5/2006	Ransom	135/117
D567,390	S *	4/2008	Grosfillex et al.	D25/33
D618,814	S *	6/2010	Ruhanen	D24/203
D625,834	S *	10/2010	McKimmy et al.	D25/33
D694,838	S *	12/2013	Tukker	D21/511
8,602,854	B1 *	12/2013	Moore	454/341
2011/0203629	A1 *	8/2011	Smith	135/121

* cited by examiner

Primary Examiner — Garth Rademaker
Assistant Examiner — Samantha Q Lawrence
(74) *Attorney, Agent, or Firm* — Eric Korich


(57) **CLAIM**
The ornamental design for a “hunting blind,” as shown and described.

DESCRIPTION

FIG. 1 is a perspective view of a hunting blind, showing my new design;
FIG. 2 is a front elevational view thereof;
FIG. 3 is a rear elevational view thereof;
FIG. 4 is a left side elevational view thereof
FIG. 5 is a right side elevational view thereof;
FIG. 6 is a top plan view thereof; and,
FIG. 7 is a bottom plan view thereof.

1 Claim, 4 Drawing Sheets

- (56) **References Cited**
U.S. PATENT DOCUMENTS
- | | | | | | |
|-----------|-----|---------|------------------|-------|---------|
| 777,531 | A * | 12/1904 | Parks | | 454/237 |
| 922,069 | A * | 5/1909 | Walsh | | 135/117 |
| D84,958 | S * | 8/1931 | Rowles | | D25/22 |
| 2,854,705 | A * | 10/1958 | McClaran | | 52/206 |
| D185,041 | S * | 4/1959 | Sanderson et al. | | D21/511 |
| D195,328 | S * | 6/1963 | Brooks | | D25/22 |
| D196,173 | S * | 9/1963 | Lapin, Jr. | | D25/8 |



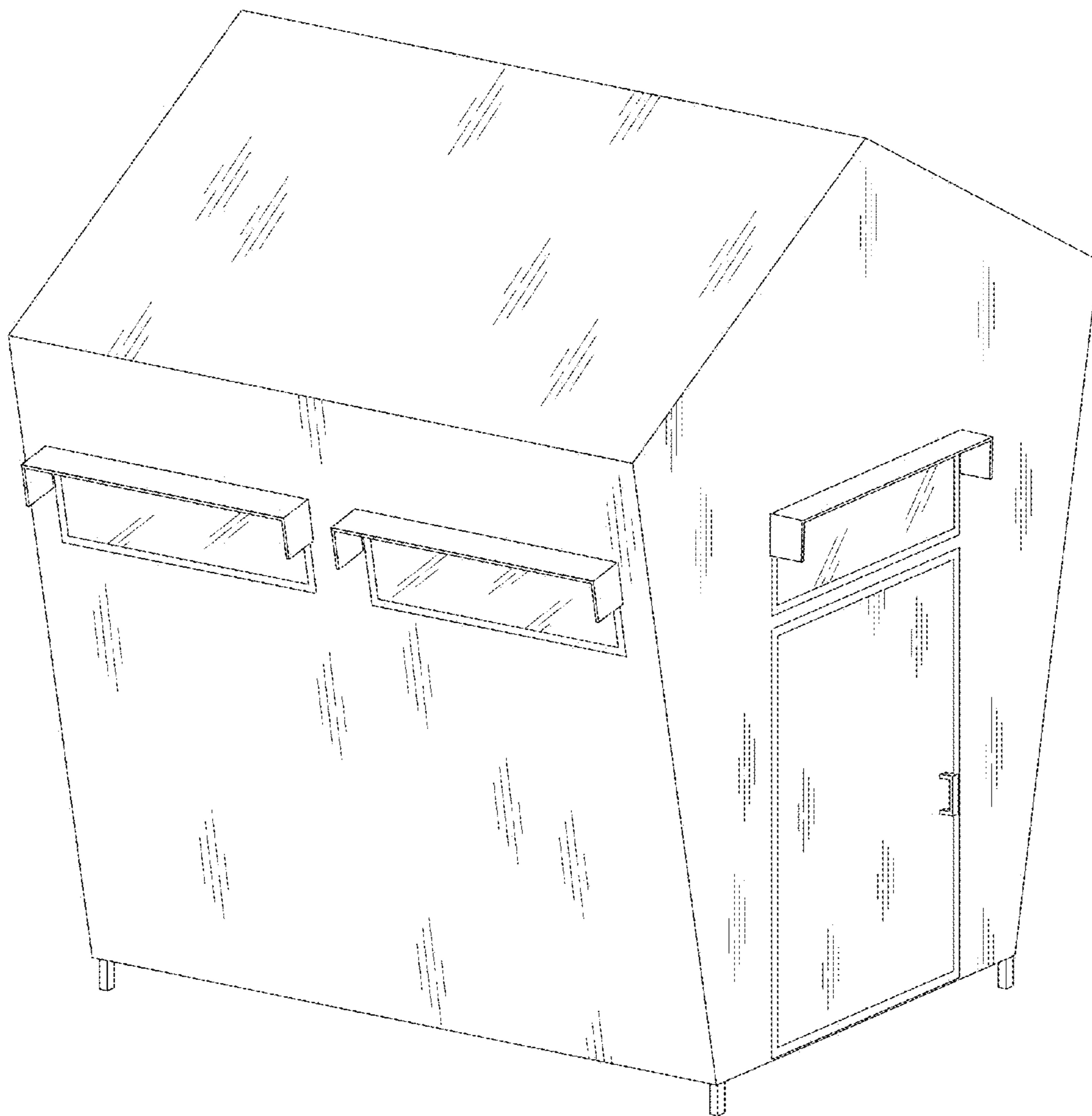
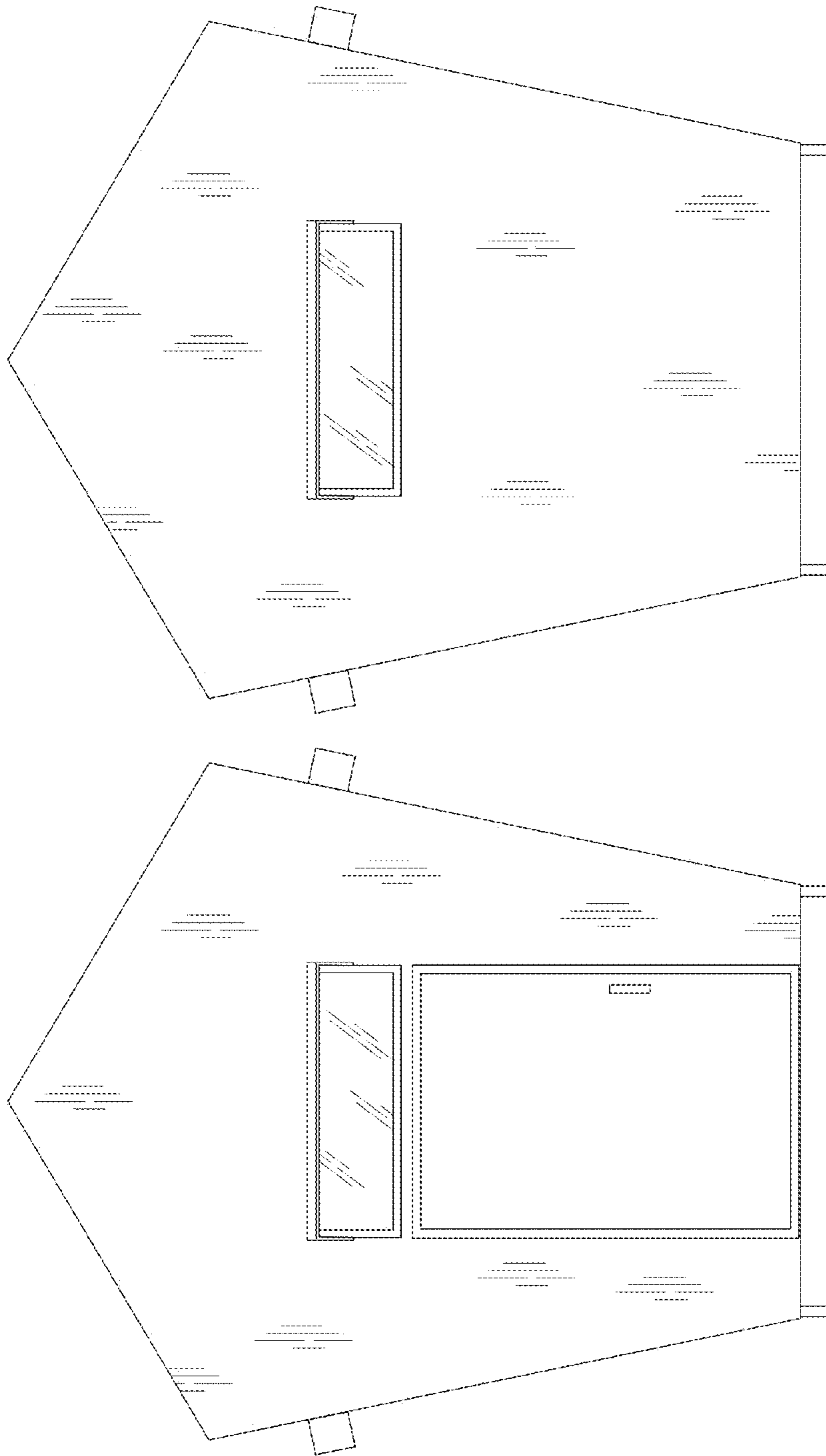


Fig. 1



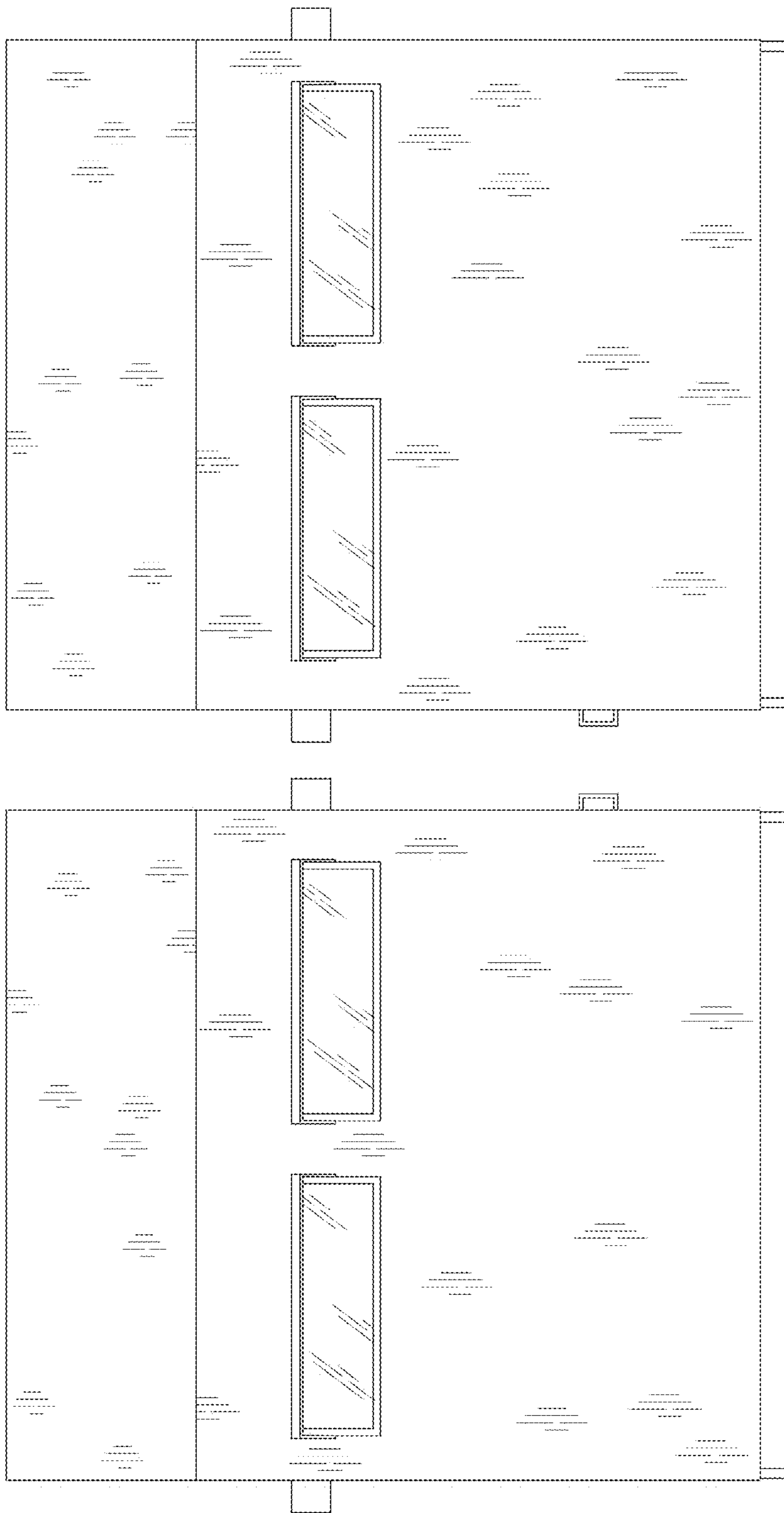


Fig. 5

Fig. 4

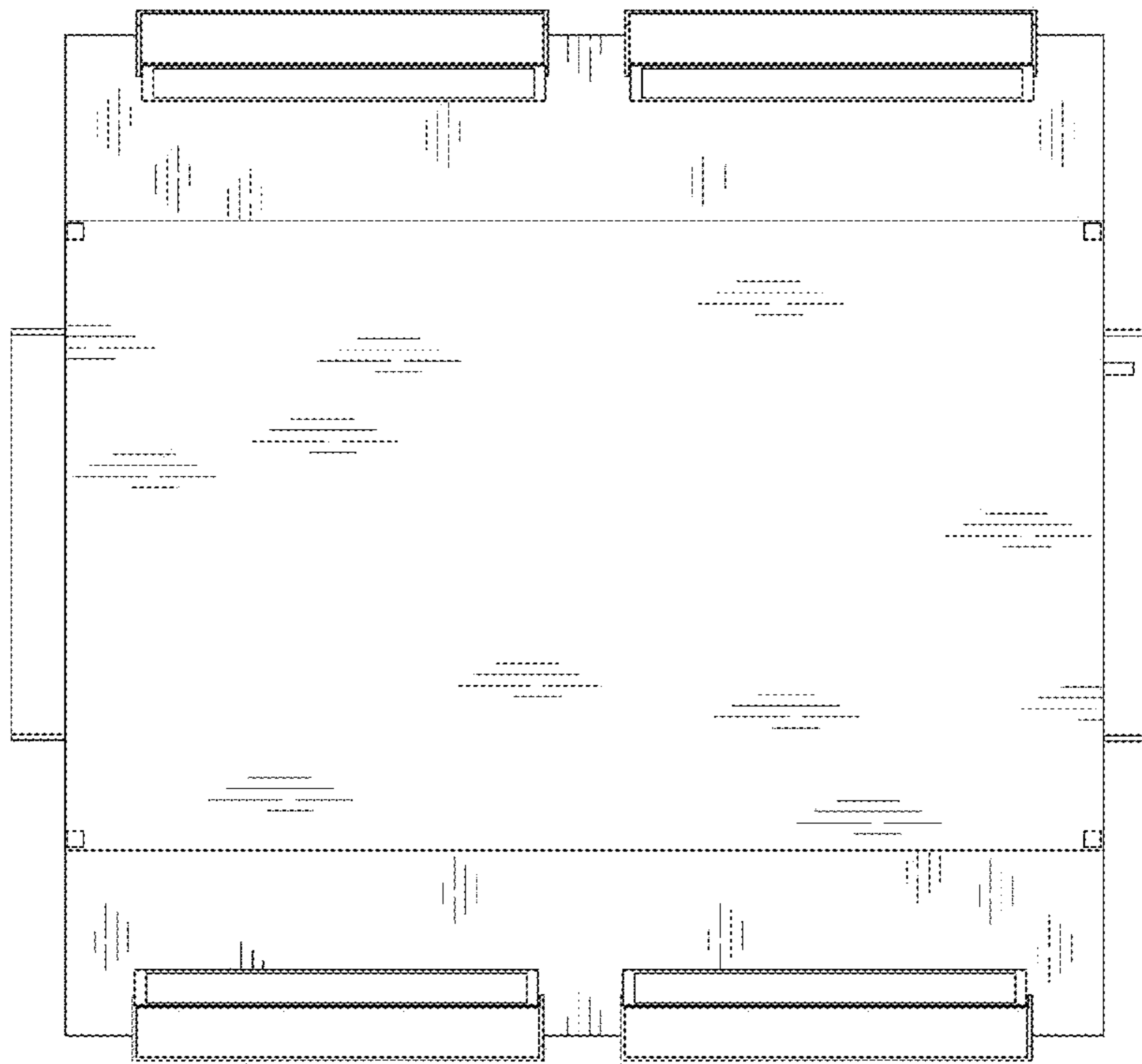


Fig. 7

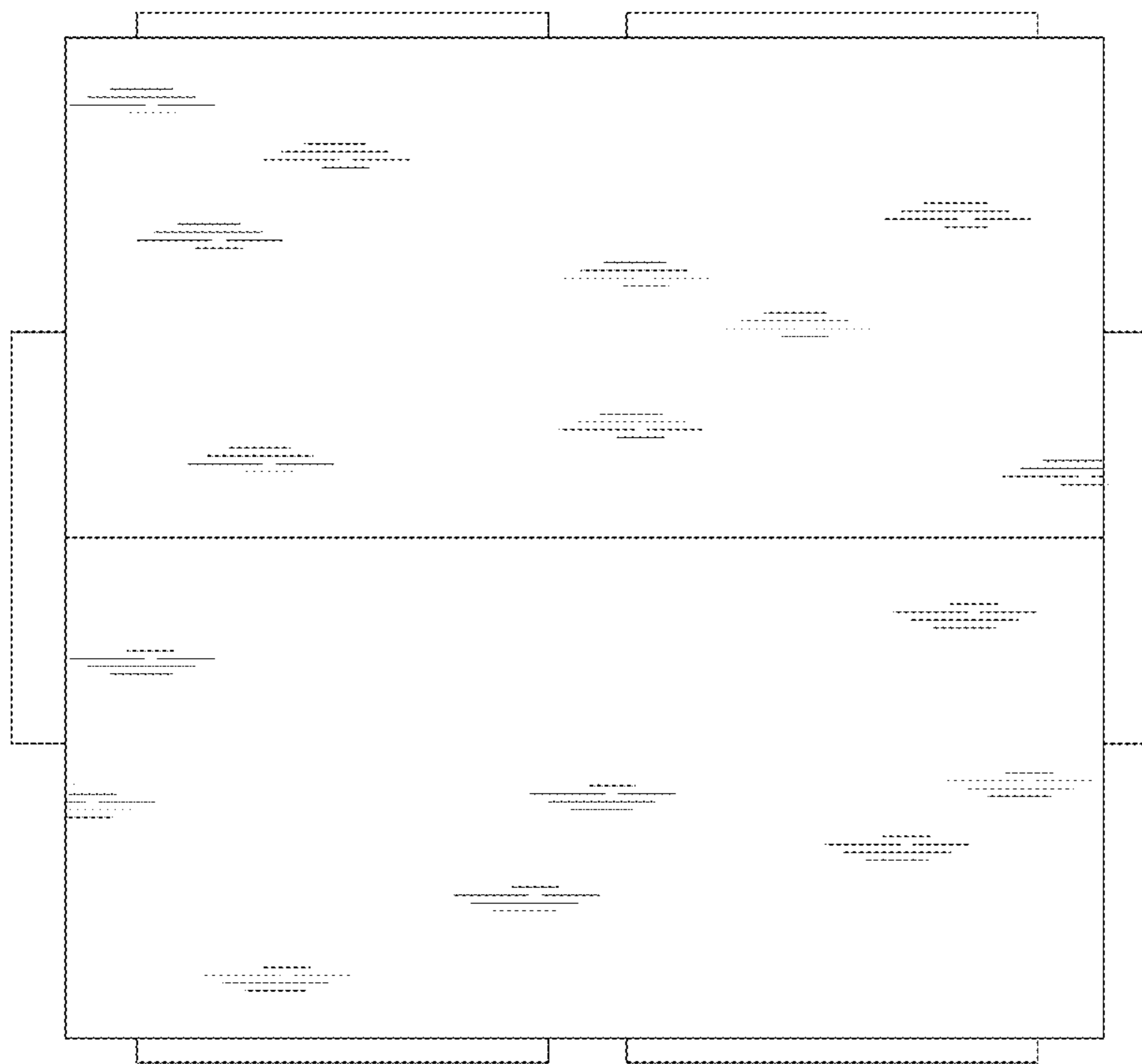


Fig. 6