



US00D728821S

(12) **United States Design Patent**
Wehner

(10) **Patent No.:** **US D728,821 S**

(45) **Date of Patent:** **** May 5, 2015**

(54) **COLLAPSIBLE ENCLOSURE**

(71) Applicant: **Scott D. Wehner**, Mt. Morris, MI (US)

(72) Inventor: **Scott D. Wehner**, Mt. Morris, MI (US)

(**) Term: **14 Years**

(21) Appl. No.: **29/443,414**

(22) Filed: **Jan. 17, 2013**

(51) **LOC (10) Cl.** **25-03**

(52) **U.S. Cl.**
USPC **D25/15**

(58) **Field of Classification Search**
USPC D25/1-35; 47/17; 52/79.1-79.6
See application file for complete search history.

(56) **References Cited**

U.S. PATENT DOCUMENTS

D185,789	S	*	8/1959	Mims	D25/15
3,961,442	A	*	6/1976	Carter	52/86
D244,542	S	*	5/1977	Obata	D25/15
4,304,068	A	*	12/1981	Beder	47/17
D299,753	S	*	2/1989	Virgilio	D25/15
D362,729	S	*	9/1995	Kitchel	D25/11
5,479,744	A	*	1/1996	Meyer	52/63
D376,854	S	*	12/1996	DiPaolo et al.	D25/18
5,813,169	A	*	9/1998	Engerman	47/17
5,956,896	A	*	9/1999	Miekka et al.	47/58.1 R
D461,562	S	*	8/2002	Hansen	D25/18
D502,269	S	*	2/2005	Kinslow et al.	D25/31
7,748,162	B1	*	7/2010	Necessary et al.	47/17

D648,864	S	*	11/2011	Backus et al.	D25/18
D659,853	S	*	5/2012	Backus et al.	D25/18
D681,846	S	*	5/2013	Wenzel	D25/1
2014/0157662	A1	*	6/2014	Wallace et al.	47/17

* cited by examiner

Primary Examiner — Garth Rademaker

Assistant Examiner — Samantha Q Lawrence

(74) *Attorney, Agent, or Firm* — Young Basile Hanlon & MacFarlane P.C.

(57) **CLAIM**

The ornamental design for a collapsible enclosure, as shown and described.

DESCRIPTION

FIG. 1 is a perspective view of collapsible enclosure showing my new design;

FIG. 2 is a front elevational view of the collapsible enclosure of FIG. 1;

FIG. 3 is a right side elevational view of the collapsible enclosure of FIG. 1;

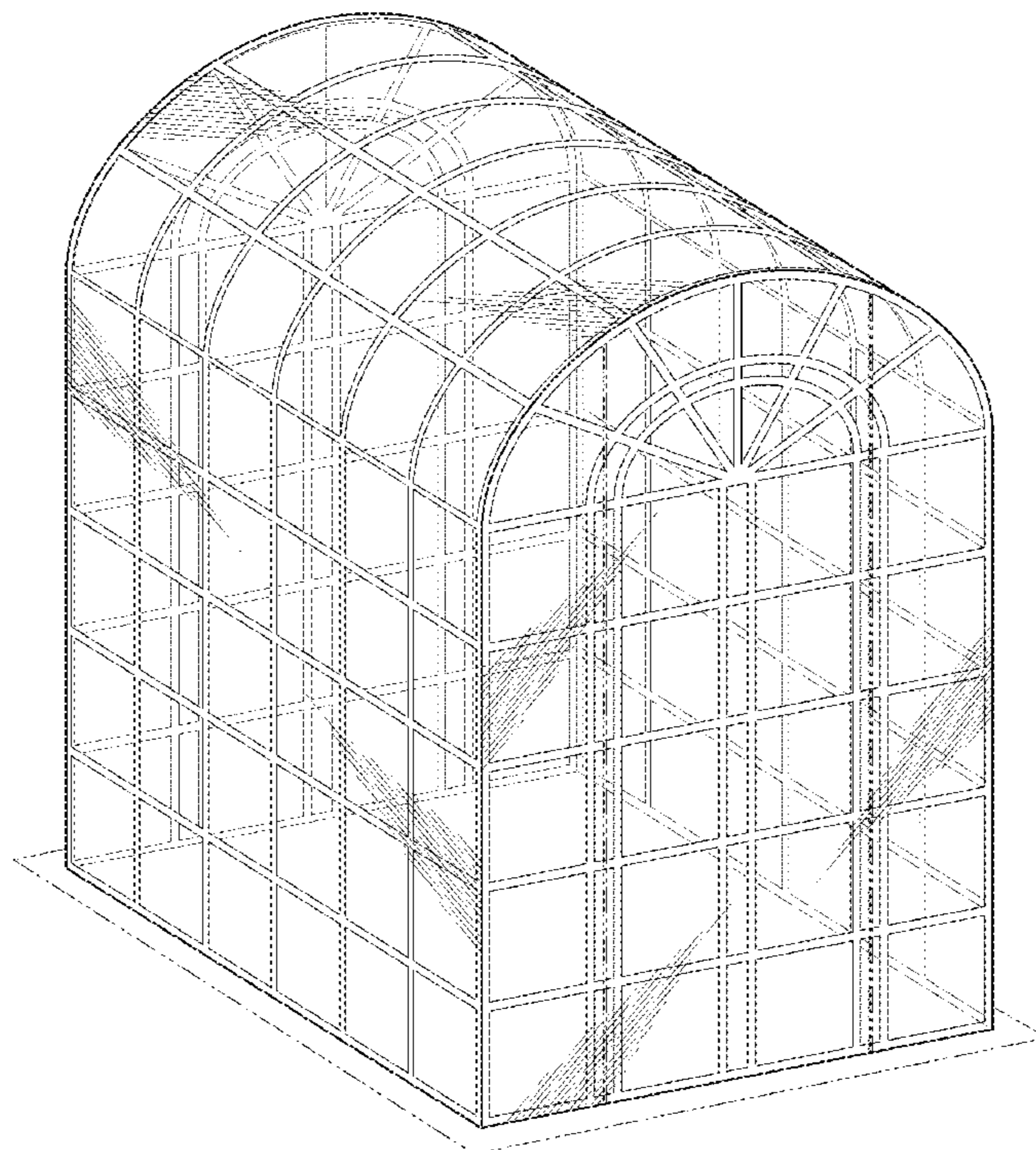
FIG. 4 is a rear elevational view of the collapsible enclosure of FIG. 1, the opposite side being a mirror image thereof;

FIG. 5 is a left side elevational view of the collapsible enclosure of FIG. 1; and,

FIG. 6 is a top plan view of the collapsible enclosure of FIG. 1.

The broken lines showing a pair of zippers in FIGS. 1 and 3 and a skirt around a base of the collapsible enclosure in FIGS. 1 and 6 are for illustrative purposes only and form no part of the claimed design.

1 Claim, 4 Drawing Sheets






FIG. 1




FIG. 3

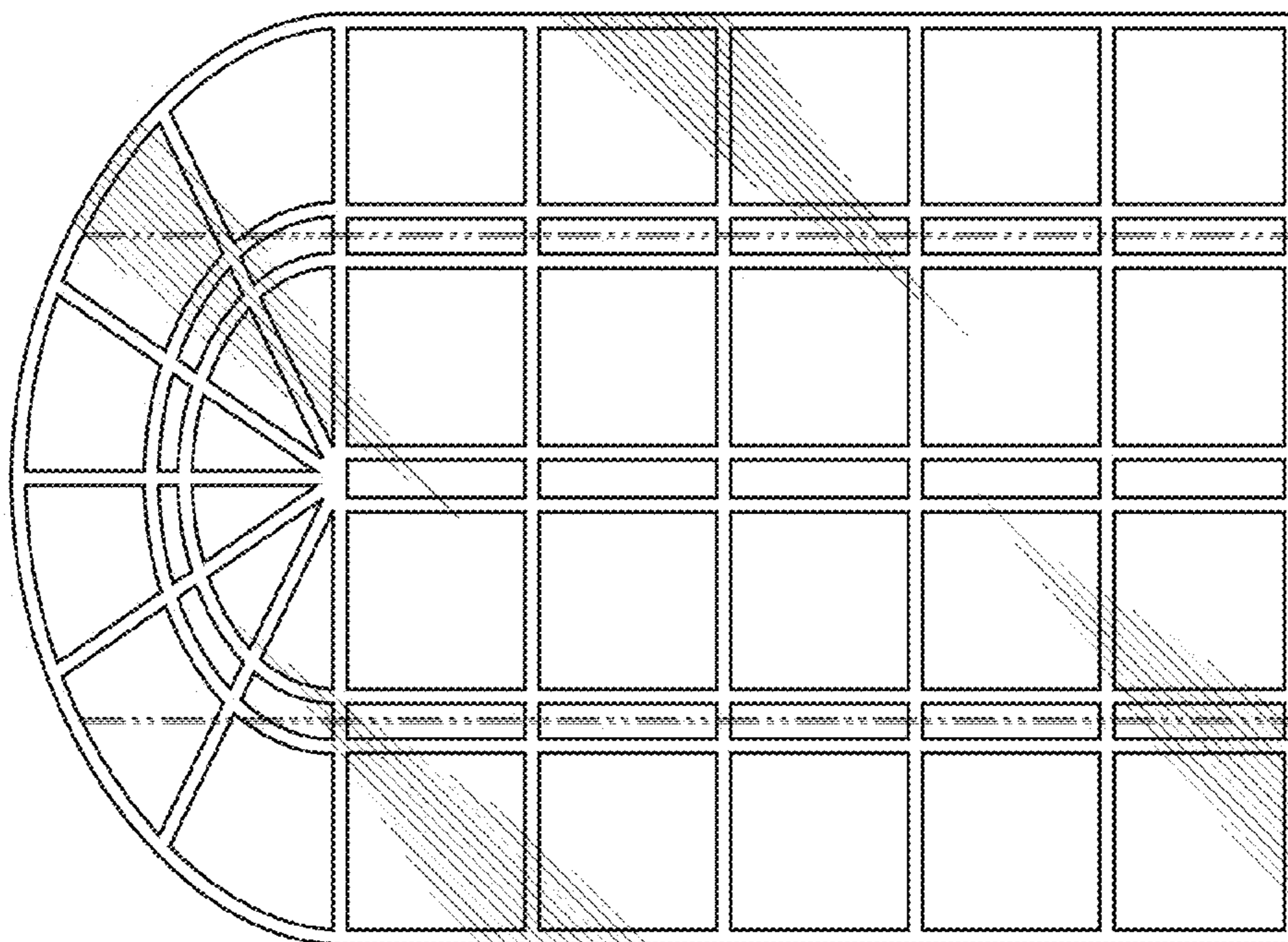


FIG. 2




FIG. 5

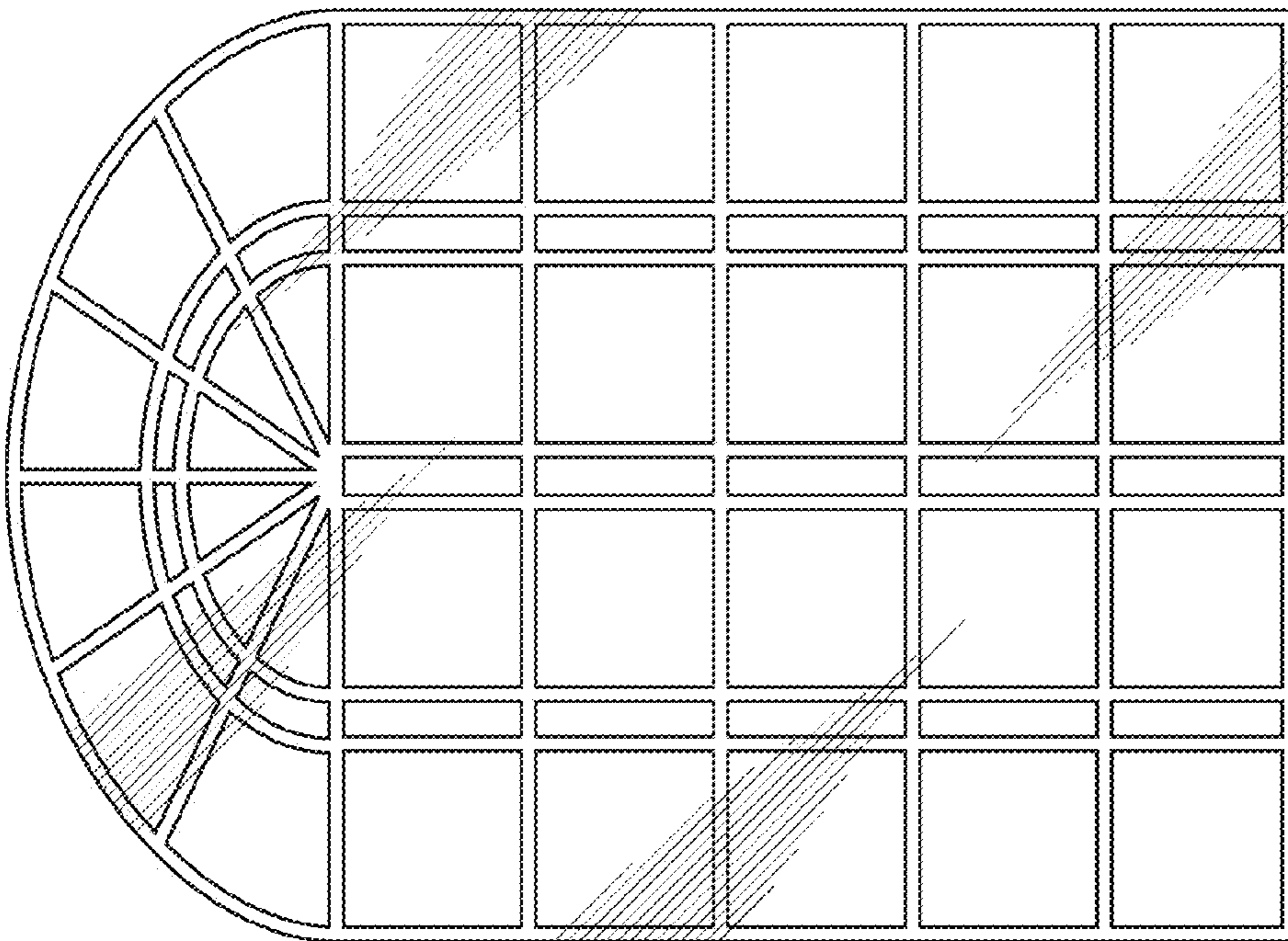


FIG. 4




FIG. 6