



US00D728804S

(12) **United States Design Patent**
Hansen

(10) **Patent No.:** **US D728,804 S**
(45) **Date of Patent:** **** May 5, 2015**

(54) **POSTOPERATIVE COMPRESSION BINDER**

(71) Applicant: **Doris Hjorth Hansen**, Chiaverano (IT)

(72) Inventor: **Doris Hjorth Hansen**, Chiaverano (IT)

(**) Term: **14 Years**

(21) Appl. No.: **29/468,709**

(22) Filed: **Oct. 2, 2013**

(51) **LOC (10) Cl.** **24-04**

(52) **U.S. Cl.**
USPC **D24/190**

(58) **Field of Classification Search**

CPC A61F 5/028; A61F 5/03; A61F 5/02;
A61F 13/148; A41D 13/0531; A41D 13/0525;
A41F 3/00; A41F 1/04; A61H 2201/165
USPC D24/188–191, 200, 206; D29/100,
D29/101.2, 101.1; D2/502, 624, 627, 629,
D2/634, 635, 712, 714; 602/5, 18, 19;
128/DIG. 23, 101.1; 2/44–45, 300, 338,
2/463–465, 2.11–2.17, 2.5, 69, 70, 102,
2/114, 227, 228, 455–458; D21/662;
450/119, 121; 482/105

See application file for complete search history.

(56) **References Cited**

U.S. PATENT DOCUMENTS

693,115	A *	2/1902	Cozzens	66/172 R
3,194,234	A *	7/1965	Duckman et al.	128/95.1
D349,767	S *	8/1994	Courtet	D24/190
6,309,369	B1 *	10/2001	Lebovic	602/75
6,516,804	B1	2/2003	Hoffman	
D499,806	S *	12/2004	Machin et al.	D24/190
6,921,375	B2 *	7/2005	Kihara	602/5
D517,215	S *	3/2006	Cheney	D24/190
7,160,262	B2 *	1/2007	Wicks	602/19
7,347,695	B2 *	3/2008	Ware et al.	434/262
D595,859	S *	7/2009	Young	D24/190
D628,300	S *	11/2010	Caden	D24/190
D657,063	S *	4/2012	Chiang	D24/190

(Continued)

FOREIGN PATENT DOCUMENTS

WO WO 2010/025186 A1 3/2010

OTHER PUBLICATIONS

Feb. 3, 2014 European Search Report for EP Application No. 13425134.7 (6 pages).

(Continued)

Primary Examiner — George D Kirschbaum

Assistant Examiner — Jennifer Watkins

(74) *Attorney, Agent, or Firm* — Popovich, Wiles & O'Connell, P.A.



(57) **CLAIM**

The ornamental design for a postoperative compression binder, as shown and described.

DESCRIPTION

FIG. 1 is a front perspective view of the outside of a postoperative compression binder showing my new design in use; FIG. 2 is a plan view of the outside of the open postoperative compression binder of FIG. 1 laid out flat; FIG. 3 is a plan view of the inside of the open postoperative compression binder of FIG. 1 laid out flat; FIG. 4 is a top view of the upper side of the open postoperative compression binder of FIG. 1; FIG. 5 is a bottom view of the lower side of the open compression binder of FIG. 1; FIG. 6 is an end view of the first end of the open postoperative compression binder of FIG. 3; and, FIG. 7 is an end view of the second end of the open postoperative compression binder of FIG. 2. The broken line showing of a human body in FIG. 1 is for the purpose of illustrating environment and forms no part of the claimed design. The broken line showing on the postoperative compression binder represents stitching which forms a part of the claimed design.

1 Claim, 6 Drawing Sheets



(56)

References Cited

U.S. PATENT DOCUMENTS

D658,350	S *	5/2012	Goodman	D2/627
D661,402	S *	6/2012	Chen et al.	D24/190
2006/0135898	A1 *	6/2006	Richardson	602/19
2007/0179421	A1	8/2007	Farrow		
2008/0251087	A1 *	10/2008	Richardson	128/876
2010/0049109	A1 *	2/2010	Stewart, III	602/19
2011/0004970	A1 *	1/2011	Okamoto	2/69
2011/0112453	A1 *	5/2011	Petiot et al.	602/19

OTHER PUBLICATIONS

Quali Belly Advanced Product brochure (2 pages). Quali Belly Advanced Product Brochure, announced Mar. 30, 2011, [online], [site visited Jun. 16, 2014]. Available from Internet, <URL: <http://www.yorkmedicaltechnologies.co.uk/QualiBellyAdvancedBrochureEN.pdf>>.

QualiBelly brochure 2010 (2 pages).

* cited by examiner

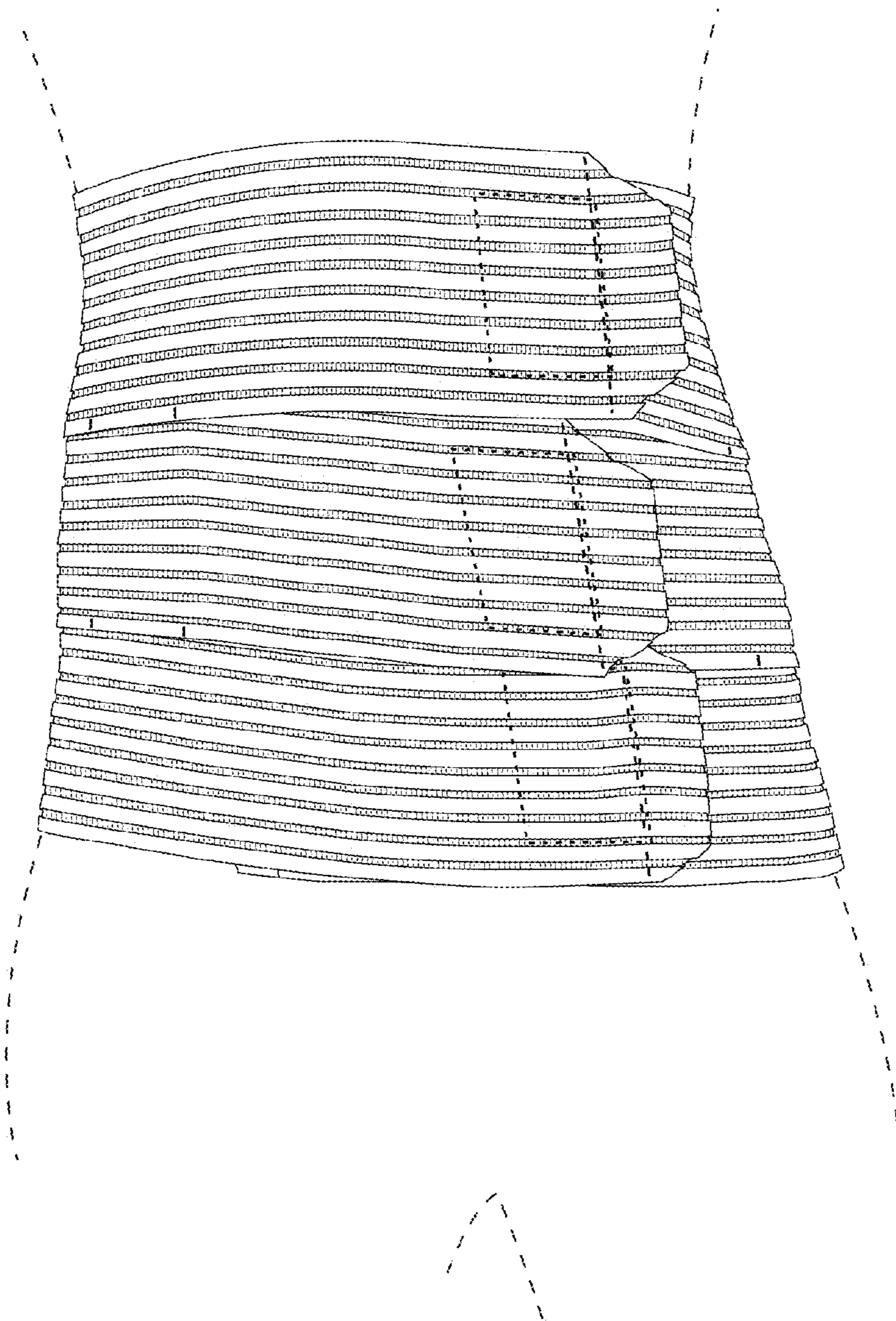


Fig. 1




Fig. 2




Fig. 3




Fig. 4

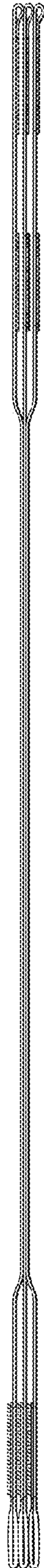


Fig. 5

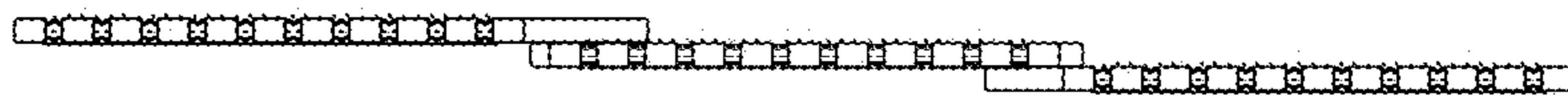


Fig. 6




Fig. 7