



US00D728803S

(12) **United States Design Patent**
Sinda et al.

(10) **Patent No.:** **US D728,803 S**
(45) **Date of Patent:** **** May 5, 2015**

(54) **BANDAGE WITH EMBOSSED PAD**

(75) Inventors: **Edmund A. Sinda**, Bradenton, FL (US);
Anne Katrin Pfitzenreiter, Sarasota, FL (US)

(73) Assignee: **ASO, LLC**, Sarasota, FL (US)

(**) Term: **14 Years**

(21) Appl. No.: **29/430,929**

(22) Filed: **Aug. 31, 2012**

(51) **LOC (10) Cl.** **24-04**

(52) **U.S. Cl.**
USPC **D24/189**

(58) **Field of Classification Search**
USPC D24/189; 602/59, 41, 42, 43, 48, 61,
602/54, 52
See application file for complete search history.

D578,651 S *	10/2008	Dunshee	D24/189
D604,423 S *	11/2009	Dunshee	D24/189
D605,299 S *	12/2009	Iwahashi et al.	D24/189
D611,156 S *	3/2010	Dunshee	D24/189
D618,810 S *	6/2010	Tanigawa et al.	D24/189
D625,017 S *	10/2010	Iwahashi et al.	D24/189
D646,789 S *	10/2011	Barth	D24/189
D672,464 S *	12/2012	Holm et al.	D24/189
D681,833 S *	5/2013	Samlaska	D24/189

* cited by examiner

Primary Examiner — T. Chase Nelson

Assistant Examiner — Michelle E Wilson

(74) *Attorney, Agent, or Firm* — GrayRobinson, P.A.;
Thomas C. McThenia, Jr.

(57) **CLAIM**

The ornamental design for a bandage with embossed pad, as shown and described.

(56) **References Cited**

U.S. PATENT DOCUMENTS

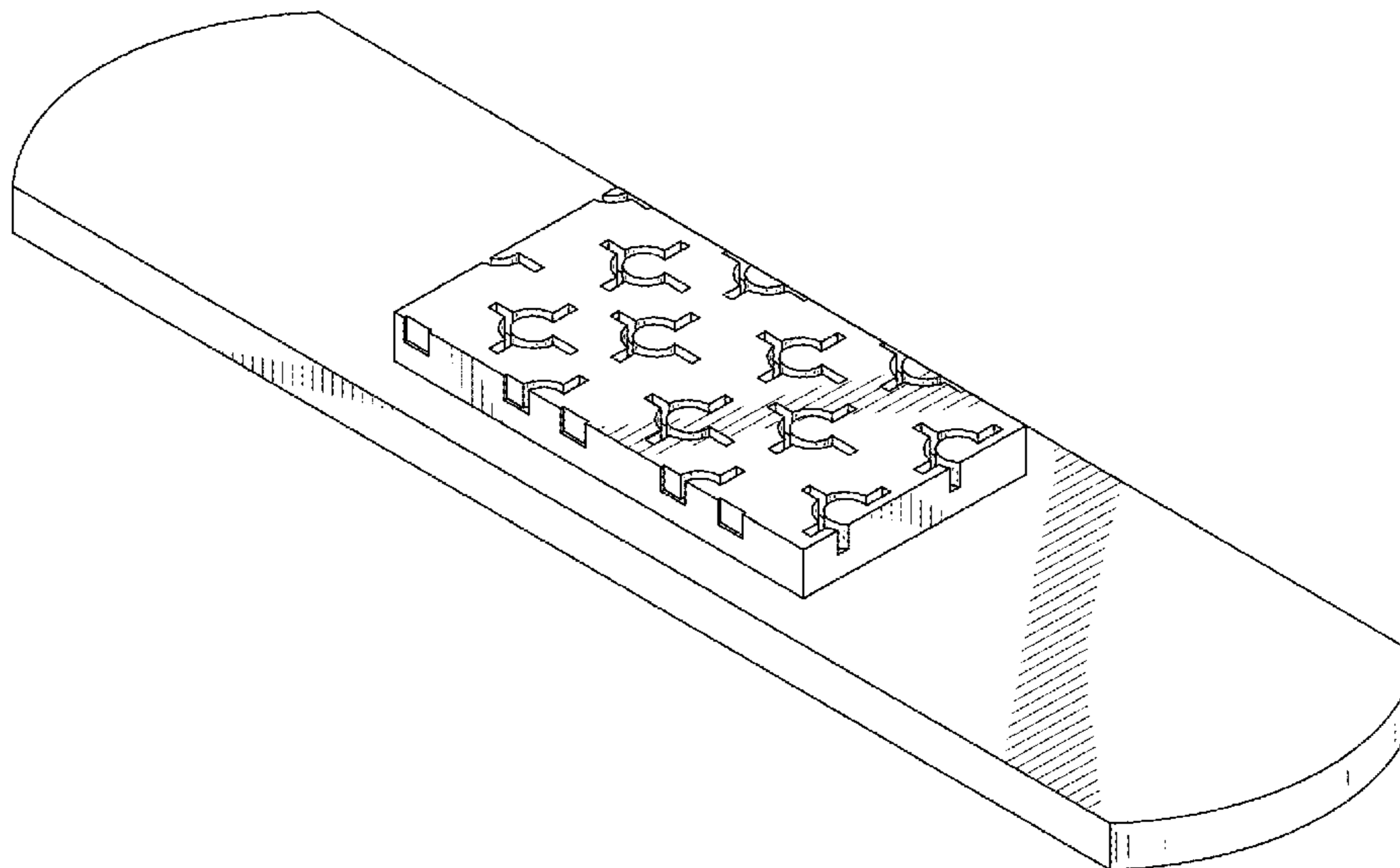
4,649,909 A *	3/1987	Thompson	602/42
D377,529 S *	1/1997	Nyqvist-Mayer	D24/189
D410,087 S *	5/1999	Dunshee et al.	D24/189
6,090,403 A *	7/2000	Block et al.	424/447
D433,140 S *	10/2000	Nielsen	D24/189
D454,955 S *	3/2002	Dunshee et al.	D24/189
6,469,227 B1 *	10/2002	Cooke et al.	602/48
D473,947 S *	4/2003	Jacobson	D24/189
D474,842 S *	5/2003	Wolsing et al.	D24/189
D495,419 S *	8/2004	Dunshee	D24/189
D511,005 S *	10/2005	Liedtke et al.	D24/189
D516,729 S *	3/2006	Liedtke et al.	D24/189
D573,260 S *	7/2008	Dunshee	D24/189

DESCRIPTION

FIG. 1 is a bottom left perspective view of a bandage with embossed pad showing my new design;
FIG. 2 is a bottom plan view thereof;
FIG. 3 is a top plan view thereof;
FIG. 4 is a right side view thereof;
FIG. 5 is a left side view thereof;
FIG. 6 is a front end view thereof; and,
FIG. 7 is a rear end view thereof.

The subject matter shown in broken lines in the drawings represents unclaimed features.

1 Claim, 5 Drawing Sheets



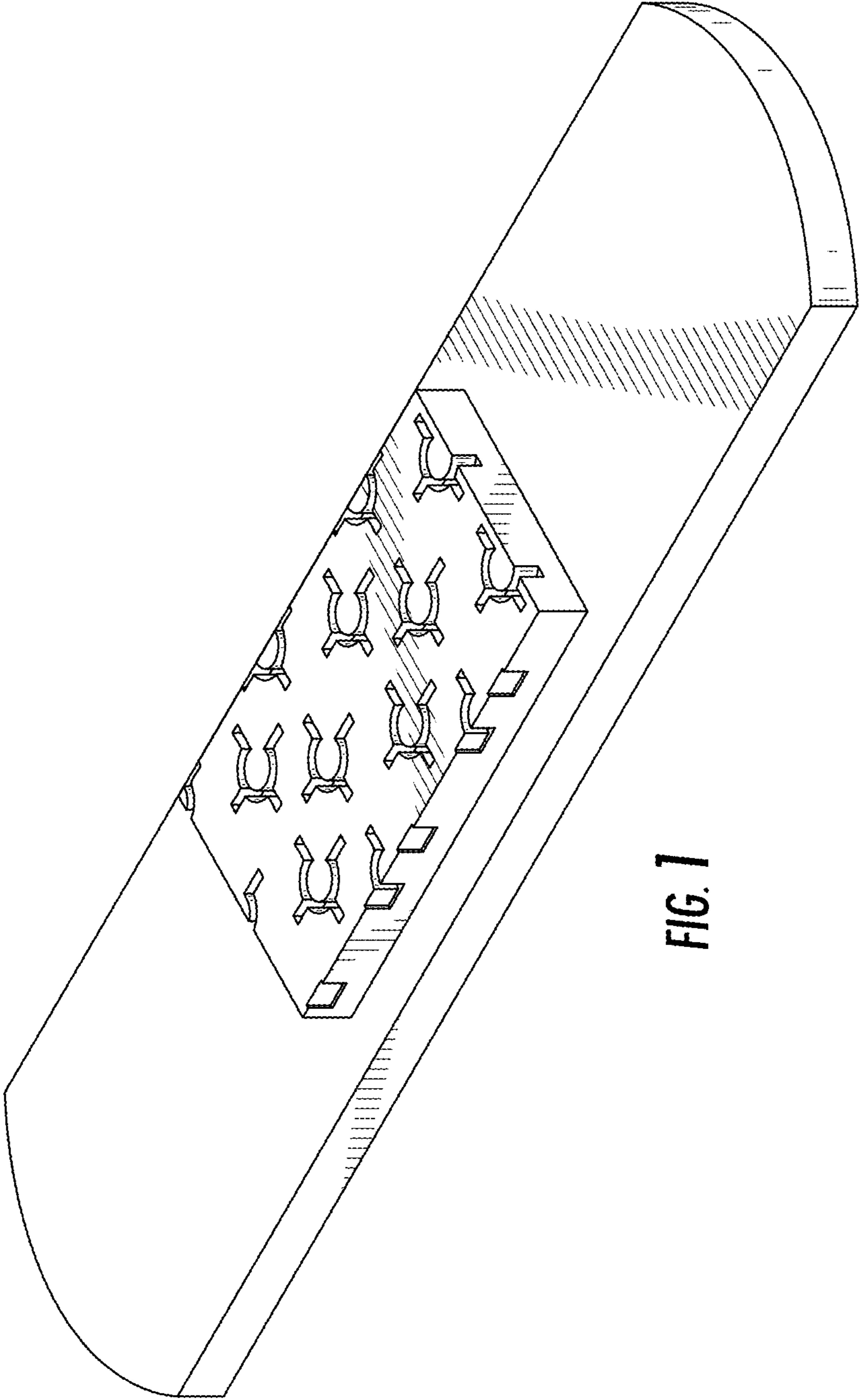


FIG. 1




FIG. 2

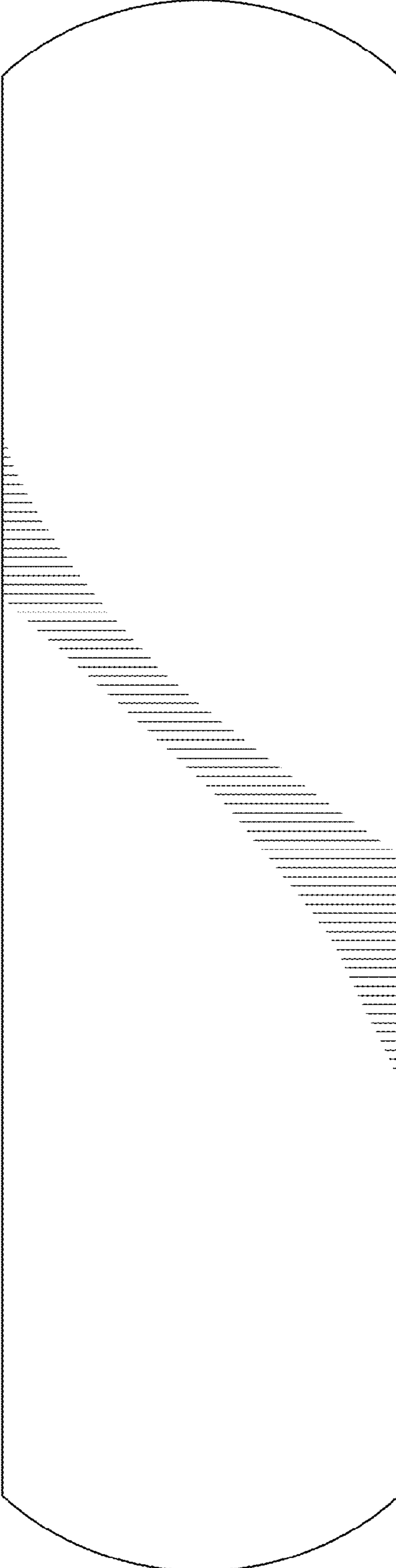


FIG. 3

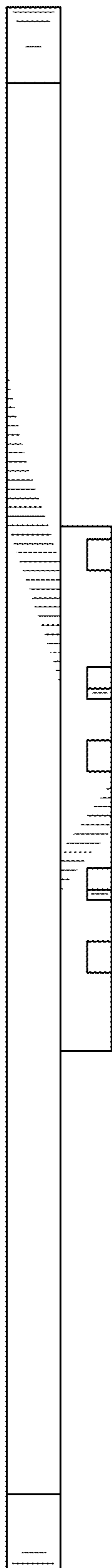


FIG. 4

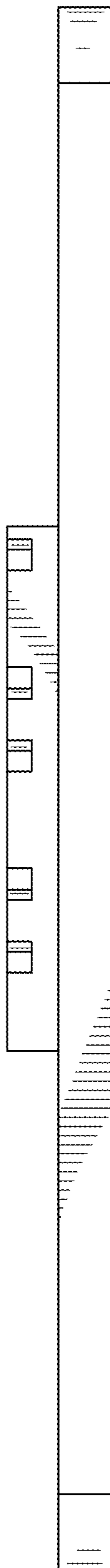


FIG. 5

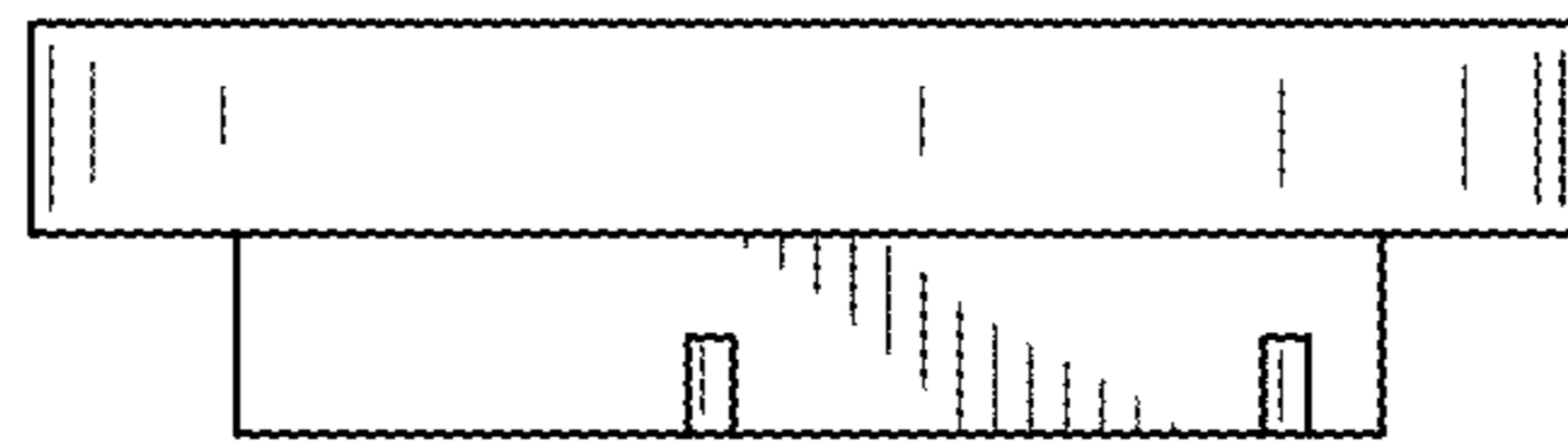


FIG. 6

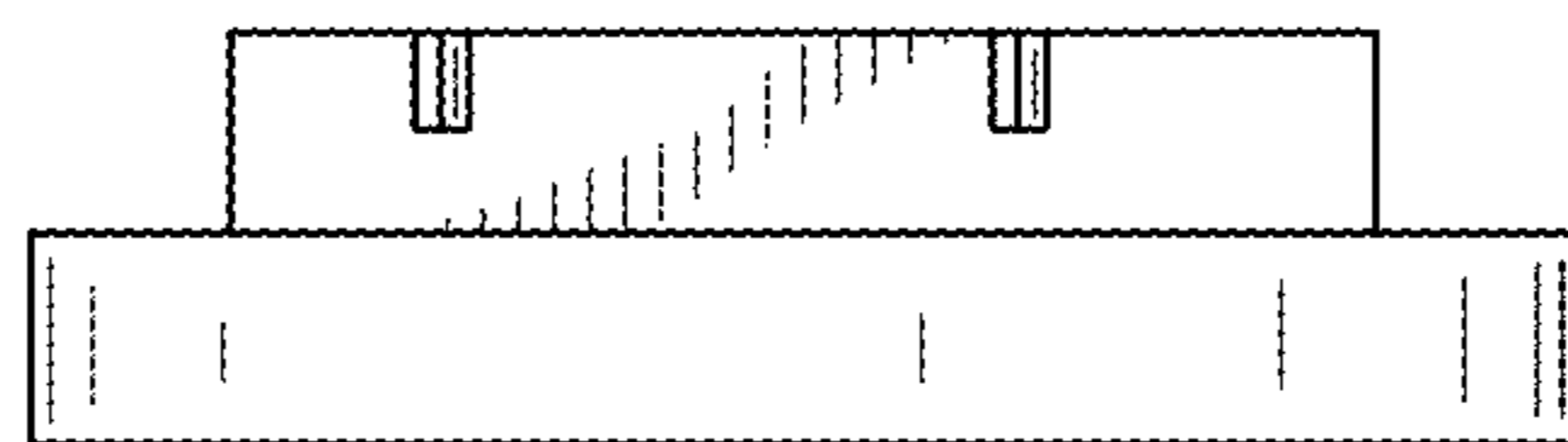


FIG. 7