



US00D728750S

(12) **United States Design Patent**
Togawa et al.

(10) **Patent No.:** **US D728,750 S**
(45) **Date of Patent:** **** May 5, 2015**

(54) **WELL PLATE**

FOREIGN PATENT DOCUMENTS

(71) Applicant: **Mitsubishi Rayon Co., Ltd.**, Tokyo (JP)

JP D1130796 1/2002
JP D1261386 1/2009

(72) Inventors: **Naoyuki Togawa**, Yokohama (JP);
Ryuichi Ishikawa, Yokohama (JP)

(Continued)

(73) Assignee: **Mitsubishi Rayon Co., Ltd.** (JP)

OTHER PUBLICATIONS

(**) Term: **14 Years**

Arrayer, Instruments, Stanford Genome Technology Center Technology Development Group, stanford.edu, Searched Sep. 18, 2014, <http://sequence-www.stanford.edu/group/techdev/arrayer.html>.*

(21) Appl. No.: **29/491,348**

(Continued)

(22) Filed: **May 20, 2014**

Primary Examiner — Eric Goodman

Assistant Examiner — Steven Czyz

(30) **Foreign Application Priority Data**

Nov. 29, 2013 (JP) 2013-028166

(74) *Attorney, Agent, or Firm* — Saidman DesignLaw Group, LLC

(51) **LOC (10) Cl.** **23-01**

(52) **U.S. Cl.**
USPC **D23/261**

(57) **CLAIM**

The ornamental design for a well plate, as shown and described.

(58) **Field of Classification Search**
USPC D23/259, 260, 261, 262, 263, 264, 265;
D25/149, 150, 151, 152, 153, 154, 155,
D25/156, 157, 158, 159; D7/332; 210/162,
210/163, 164, 165, 166; 404/2, 3, 4; 4/651;
405/36, 118, 119

See application file for complete search history.

DESCRIPTION

FIG. 1 is a perspective view of a well plate showing our new design;
FIG. 2 is a top plan view thereof;
FIG. 3 is a front view thereof;
FIG. 4 is a left side elevational view thereof;
FIG. 5 is an enlarged fragmentary view defined by line 5 in FIG. 1;
FIG. 6 is an enlarged fragmentary view defined by line 6 in FIG. 2; and,
FIG. 7 is a cross-sectional view taken along line 7-7 in FIG. 6.
The broken line showing is included for the purpose of illustrating portions of the article and forms no part of the claimed design. The dotted lines show unclaimed features of the design. The dot-dashed lines show unclaimed boundaries, and the dot-dot-dashed lines show areas of enlargement.

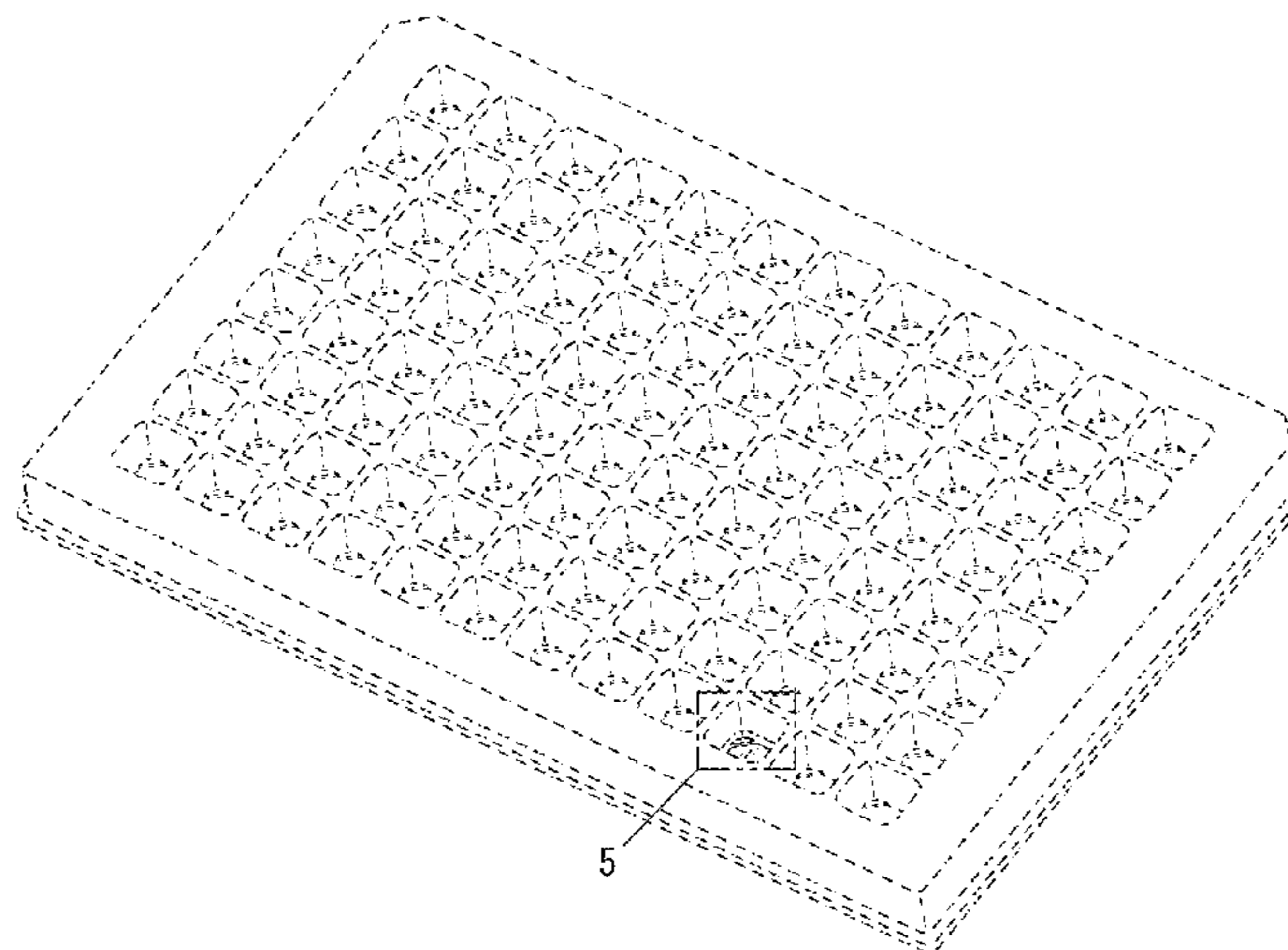
(56) **References Cited**

U.S. PATENT DOCUMENTS

3,674,149 A * 7/1972 Donalson 210/163
D234,516 S * 3/1975 Sixt D23/262
D234,596 S * 3/1975 Sixt D23/262
4,261,824 A * 4/1981 Cuschera 210/164
4,272,370 A * 6/1981 Cunning 210/162
D299,871 S * 2/1989 Jennings D25/157
D302,019 S * 7/1989 Dehlen D15/147
4,909,660 A * 3/1990 Ferns 404/2
D308,247 S * 5/1990 Adam et al. D23/354
4,955,752 A * 9/1990 Ferns 404/2
D314,399 S * 2/1991 Soporowski et al. D19/34.1

(Continued)

1 Claim, 4 Drawing Sheets



(56)

References Cited

U.S. PATENT DOCUMENTS

D316,594 S * 4/1991 Yuen D23/261
 5,130,016 A * 7/1992 Gavin 210/164
 D367,972 S * 3/1996 Valls et al. D6/468
 D367,973 S * 3/1996 Valls et al. D6/468
 D410,073 S * 5/1999 Barnett D23/261
 D413,218 S * 8/1999 Doty D6/511
 D437,094 S * 1/2001 Ward D32/35
 6,263,518 B1 * 7/2001 Magtanong 4/289
 D460,827 S * 7/2002 Chaffiotte et al. D24/219
 D471,679 S * 3/2003 Henzey D32/3
 6,766,545 B2 * 7/2004 Hodges 4/679
 D501,672 S * 2/2005 Ledsworth D23/261
 6,942,421 B2 * 9/2005 Jansson 405/20
 D581,487 S * 11/2008 Wildfang D23/249
 7,704,010 B2 * 4/2010 Nolle et al. 404/25
 D617,914 S * 6/2010 Sims D25/142
 7,798,742 B2 * 9/2010 Nolle et al. 404/25
 D634,816 S * 3/2011 Qian D23/259
 D653,893 S * 2/2012 Huss et al. D6/582
 D665,210 S * 8/2012 Hughes D6/582
 D667,962 S * 9/2012 Akkala D25/36
 D677,376 S * 3/2013 Wolff D23/393
 8,402,630 B2 * 3/2013 McGinn et al. 29/525.01
 D685,924 S * 7/2013 Lee et al. D25/118
 D685,927 S * 7/2013 Kim D25/155

8,490,361 B2 * 7/2013 Curry et al. 52/592.4
 D687,575 S * 8/2013 Kim D25/155
 D693,493 S * 11/2013 Kim D25/155
 8,640,403 B2 * 2/2014 Masanek et al. 52/177
 8,646,217 B2 * 2/2014 Ratajac 52/12
 8,679,328 B2 * 3/2014 Hebert 210/163
 8,708,601 B2 * 4/2014 Elliott 405/126
 8,807,865 B1 * 8/2014 Modrono 404/34
 2008/0290042 A1 * 11/2008 Hanson et al. 210/747
 2012/0222996 A1 * 9/2012 Rennels 210/163
 2013/0264256 A1 * 10/2013 Hebert 210/163

FOREIGN PATENT DOCUMENTS

JP D1385952 4/2010
 JP D1405814 1/2011
 JP D1424642 10/2011
 JP D1472180 6/2013

OTHER PUBLICATIONS

Well Plates, Microplates, eandkscientific.com, Searched Sep. 18, 2014, <http://www.eandkscientific.com/384-Deep-Well-Plates-PP-190ul-V-Bottom-Clear-Sterile.html>.*

U.S. Appl. No. 29/491,353 of Naoyuki Togawa for "Well Plate", filed May 20, 2014.

* cited by examiner

FIG. 1

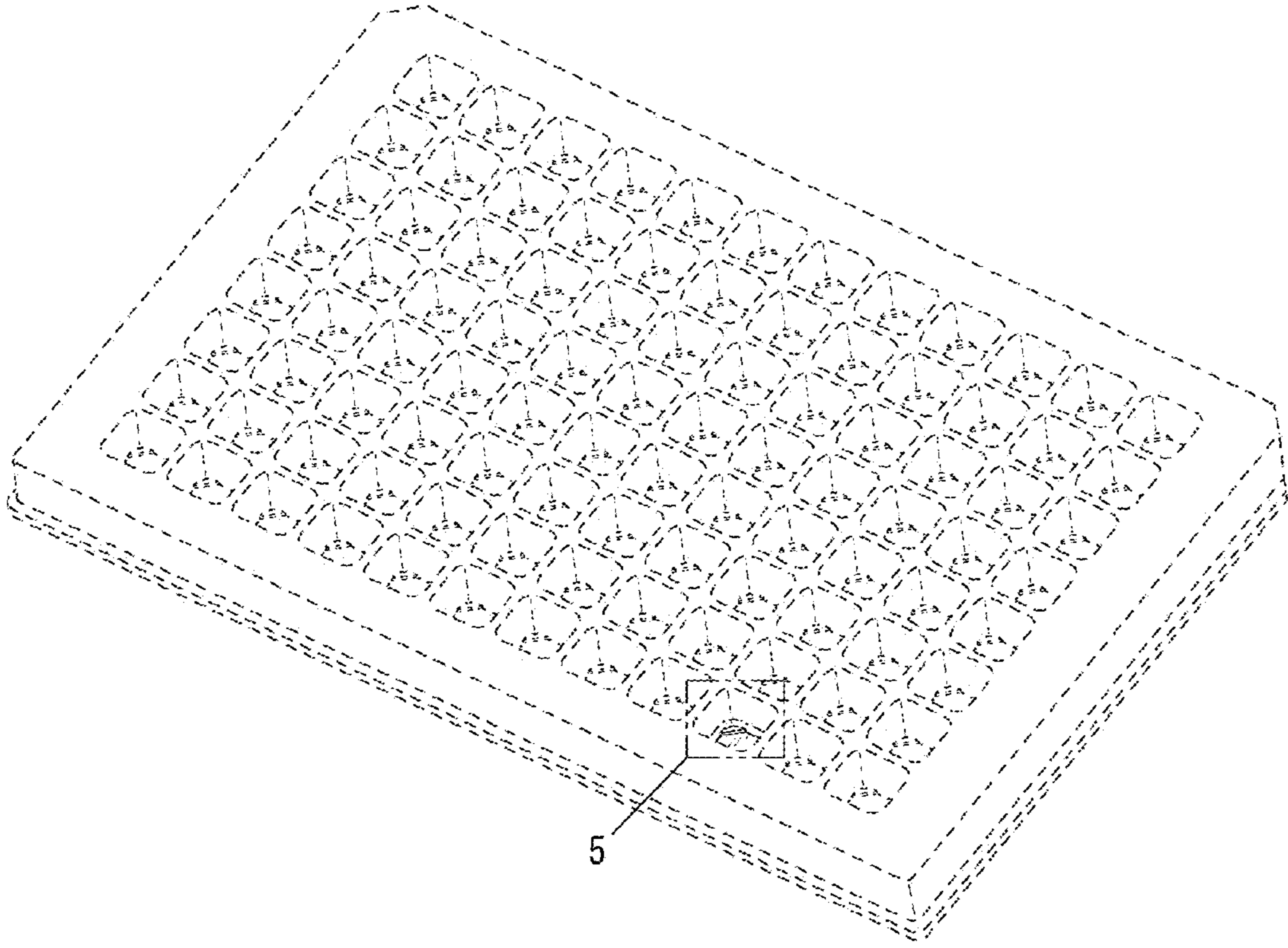


FIG. 2

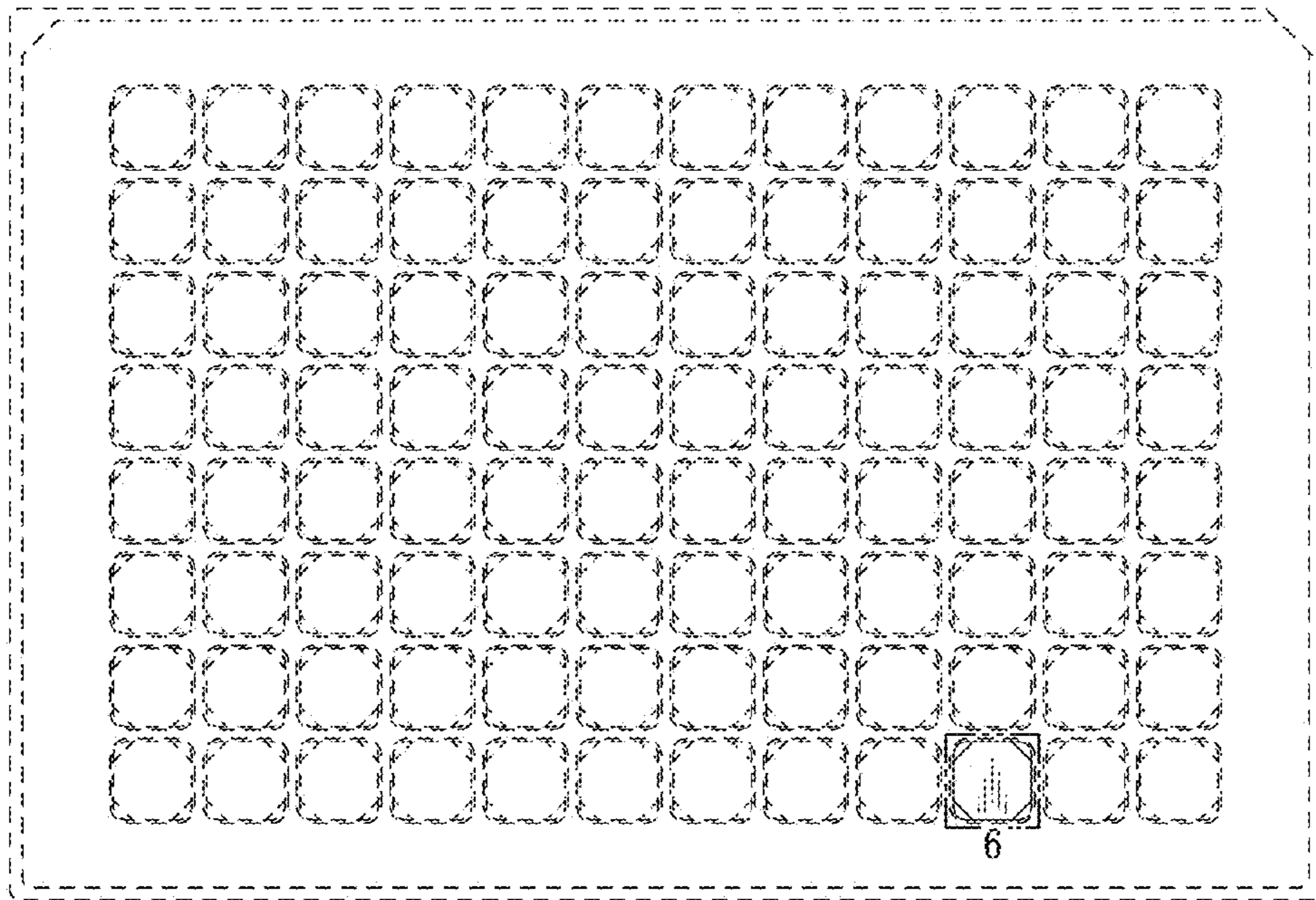


FIG. 3



Fig. 4



Fig. 5

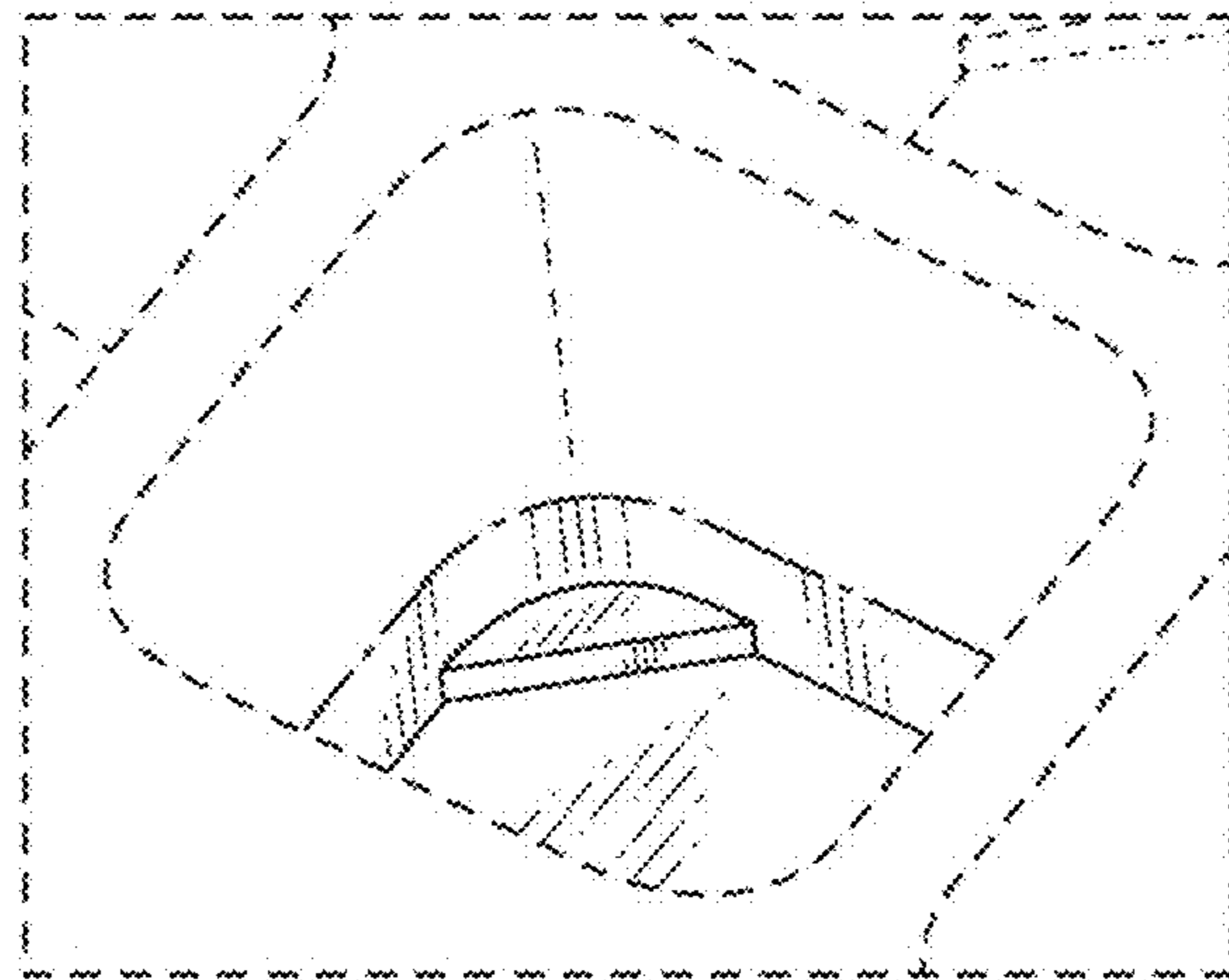


FIG. 6

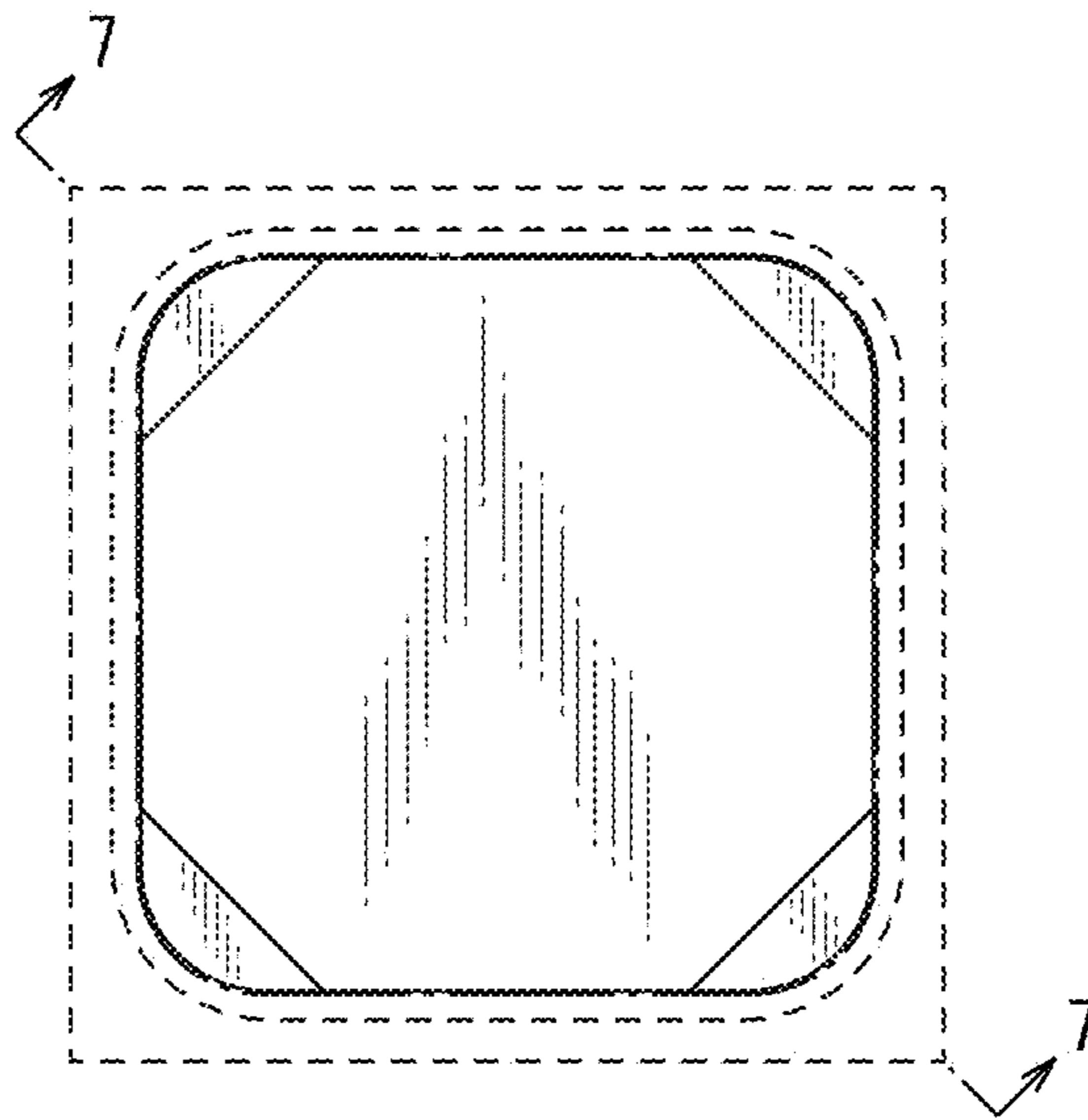


FIG. 7

