



US00D728746S

(12) **United States Design Patent**  
**McLauchlan et al.**

(10) **Patent No.:** **US D728,746 S**  
(45) **Date of Patent:** **\*\* May 5, 2015**

- (54) **FUEL TANK ISOLATION VALVE**
- (71) Applicant: **Eaton Corporation**, Cleveland, OH (US)
- (72) Inventors: **Raymond Bruce McLauchlan**, Macomb Township, MI (US); **Vaughn Kevin Mills**, Chelsea, MI (US); **Ronald Earl Sexton**, South Lyon, MI (US); **Steven Lee Ambrose**, Farmington Hills, MI (US); **Robert Dean Keller**, Davisburg, MI (US); **Daniel Lee Pifer**, Chelsea, MI (US)
- (73) Assignee: **Eaton Corporation**, Cleveland, OH (US)
- (\*\*) Term: **14 Years**
- (21) Appl. No.: **29/486,900**
- (22) Filed: **Apr. 3, 2014**

4,231,542 A 11/1980 Grenier  
(Continued)

FOREIGN PATENT DOCUMENTS

EP 0713036 A1 5/1996  
EP 2071217 A1 6/2009  
(Continued)

OTHER PUBLICATIONS

Yojiro Iriyama, Masahide Kobayashi, Takuji Matsubara< Yuusaku Nishimura, Ryosuke Nomura, and Takashi Ishikawa, "Design of a Fuel Vapor-containment System (FVS) to Meet Zero Evaporative Emissions Requirements in a Hybrid Electric Vehicle", SAE international, 2005-01-3825, 2005, pp. 1-8.  
(Continued)

*Primary Examiner* — Cynthia Ramirez  
(74) *Attorney, Agent, or Firm* — Mei & Mark LLP

(57) **CLAIM**  
The ornamental design for a fuel tank isolation valve, as shown and described herein.

**DESCRIPTION**

FIG. 1 is a side view of a fuel tank isolation valve in accordance with aspect of the present teachings.  
FIG. 2 is an opposite view of the fuel tank isolation valve of FIG. 1.  
FIG. 3 is a top view of the fuel tank isolation valve of FIG. 1.  
FIG. 4 is a bottom view of the fuel tank isolation valve of FIG. 1.  
FIG. 5 is a front view of the fuel tank isolation valve of FIG. 1.  
FIG. 6 is a rear view of the fuel tank isolation valve of FIG. 1.  
FIG. 7 is a perspective view of the fuel tank isolation valve of FIG. 1; and  
FIG. 8 is another perspective view of the fuel tank isolation valve of FIG. 1.  
The broken lines showing portions of the fuel tank isolation valve form no part of the claimed design.

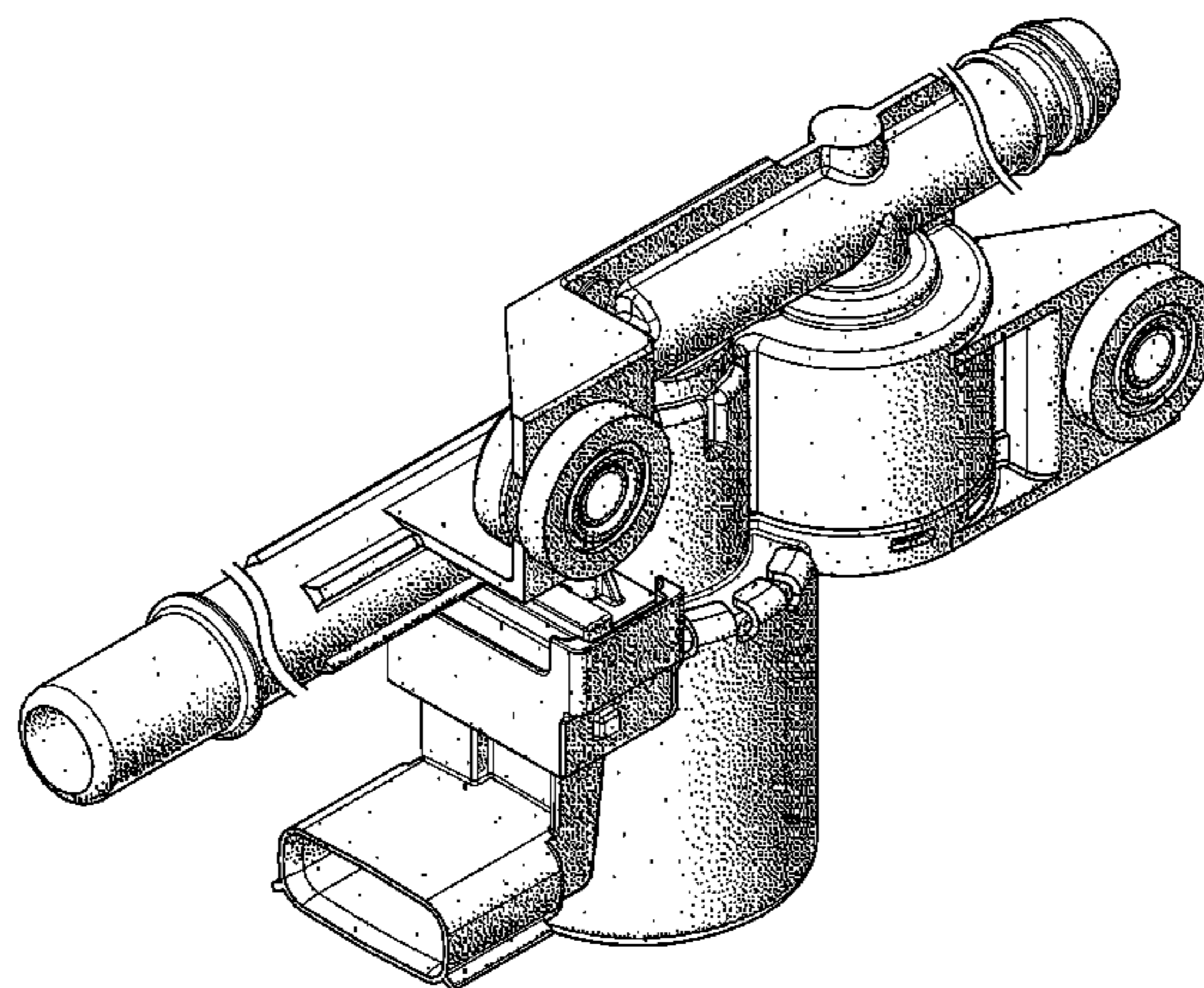
**Related U.S. Application Data**

- (60) Division of application No. 29/404,911, filed on Oct. 26, 2011, now Pat. No. Des. 706,389, which is a continuation-in-part of application No. 13/011,676, filed on Jan. 21, 2011, now Pat. No. 8,573,255, which is a continuation-in-part of application No. 12/749,924, filed on Mar. 30, 2010, now Pat. No. 8,584,704.
- (51) **LOC (10) Cl.** ..... **23-01**
- (52) **U.S. Cl.**  
USPC ..... **D23/233**
- (58) **Field of Classification Search**  
USPC ..... D23/233-237, 244-249; 192/87.13, 192/3.57, 87.18; 251/129.01, 137, 282, 251/324-325, 321, 355, 129.08, 129.07; 137/398, 545, 547, 549, 556.3, 553, 137/556.6, 625.65, 625.25  
See application file for complete search history.

- (56) **References Cited**  
U.S. PATENT DOCUMENTS

4,227,674 A 10/1980 Grant, Jr.

**1 Claim, 6 Drawing Sheets**



(56)

**References Cited**

U.S. PATENT DOCUMENTS

4,364,305	A	12/1982	Dalibout et al.
4,370,983	A	2/1983	Lichtenstein
4,685,156	A	8/1987	Brabazon
4,865,078	A	9/1989	Ensign
D314,229	S	1/1991	Nestich
5,048,790	A	9/1991	Wells
5,083,546	A	1/1992	Detweiler et al.
5,211,151	A	5/1993	Nakajima et al.
5,218,995	A	6/1993	Lee
5,406,975	A	4/1995	Nakamichi et al.
5,605,177	A	2/1997	Ohashi et al.
5,967,183	A	10/1999	Detweiler et al.
5,996,603	A	12/1999	Dupler
6,526,951	B2	3/2003	Ishigaki et al.
D502,762	S	3/2005	Kriegshauser
7,152,587	B2	12/2006	Suzuki
7,267,113	B2	9/2007	Tsuge et al.
7,270,310	B2	9/2007	Takakura
7,347,192	B2	3/2008	Perry et al.
7,422,193	B2	9/2008	Sisk et al.
7,448,367	B1	11/2008	Reddy et al.
D585,959	S	2/2009	Caron et al.
7,591,281	B2	9/2009	Tsuge
D621,003	S	8/2010	Gramegna et al.
7,828,265	B2	11/2010	Sisk et al.
D686,699	S	7/2013	Evans et al.
8,573,255	B2	11/2013	Pifer et al.
8,584,704	B2	11/2013	Pifer et al.

D706,389	S	6/2014	McLauchlan et al.
D706,390	S	6/2014	McLauchlan et al.
2001/0017160	A1	8/2001	Ishigaki et al.
2005/0181647	A1	8/2005	Dehnen et al.
2005/0217734	A1	10/2005	Takakura
2006/0207663	A1	9/2006	Tsuge
2008/0042086	A1	2/2008	Sisk et al.
2010/0269921	A1	10/2010	Pifer et al.
2011/0240145	A1	10/2011	Pifer

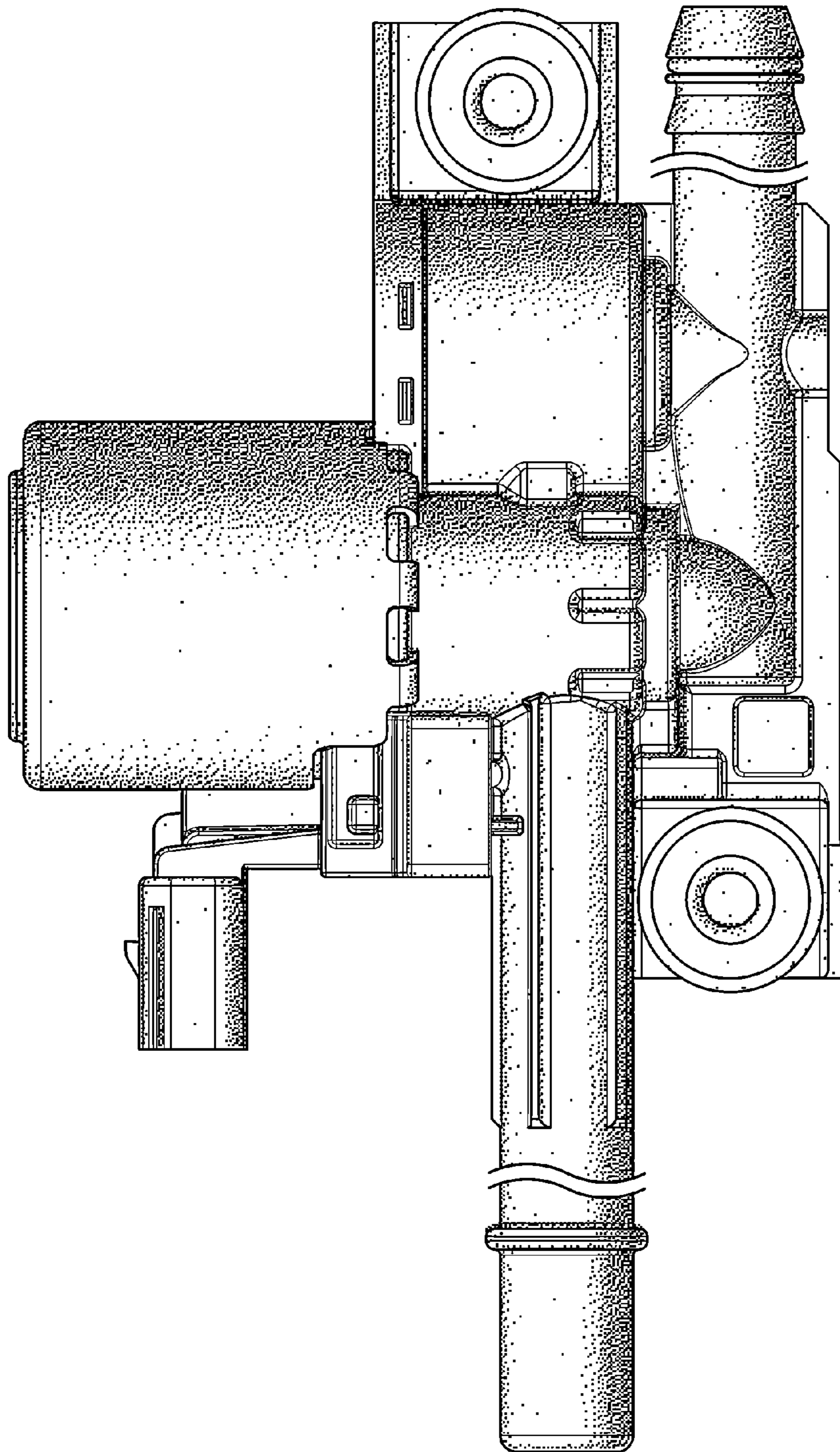
FOREIGN PATENT DOCUMENTS

JP	S593071	U	1/1984
JP	H01173579	U	12/1989
JP	H04105959	U	9/1992
JP	H0669544	U	9/1994
JP	H0771335	A	3/1995
JP	2001099015	A	4/2001
JP	2006258135	A	9/2006
JP	2008513651	A	5/2008
WO	0190611	A2	11/2001
WO	2006029537		3/2006

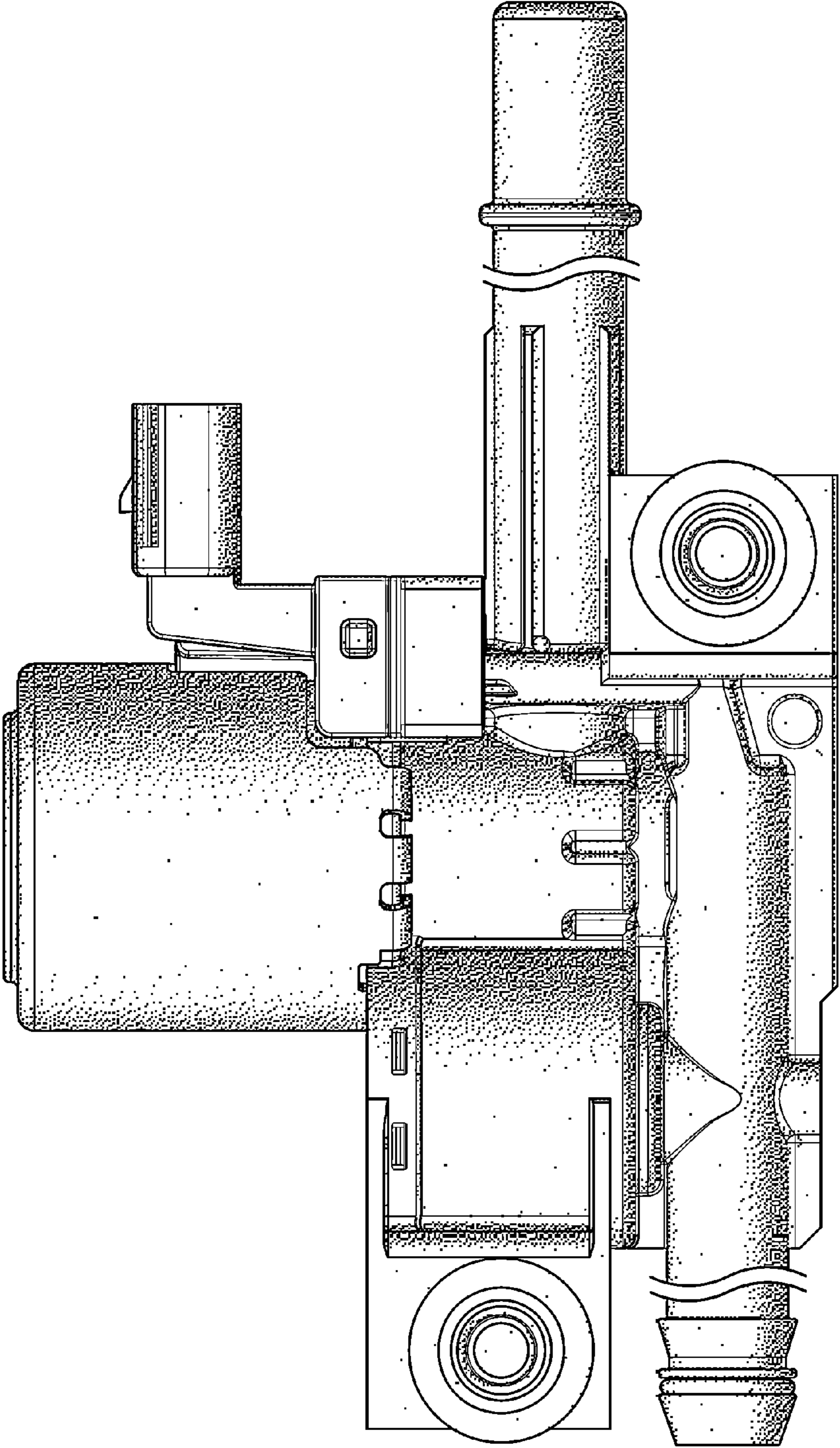
OTHER PUBLICATIONS

International Search Report and Written Opinion dated Jul. 6, 2012 for PCT application No. PCT/US2012/021876 filed Jan. 19, 2012, pp. 1-12.

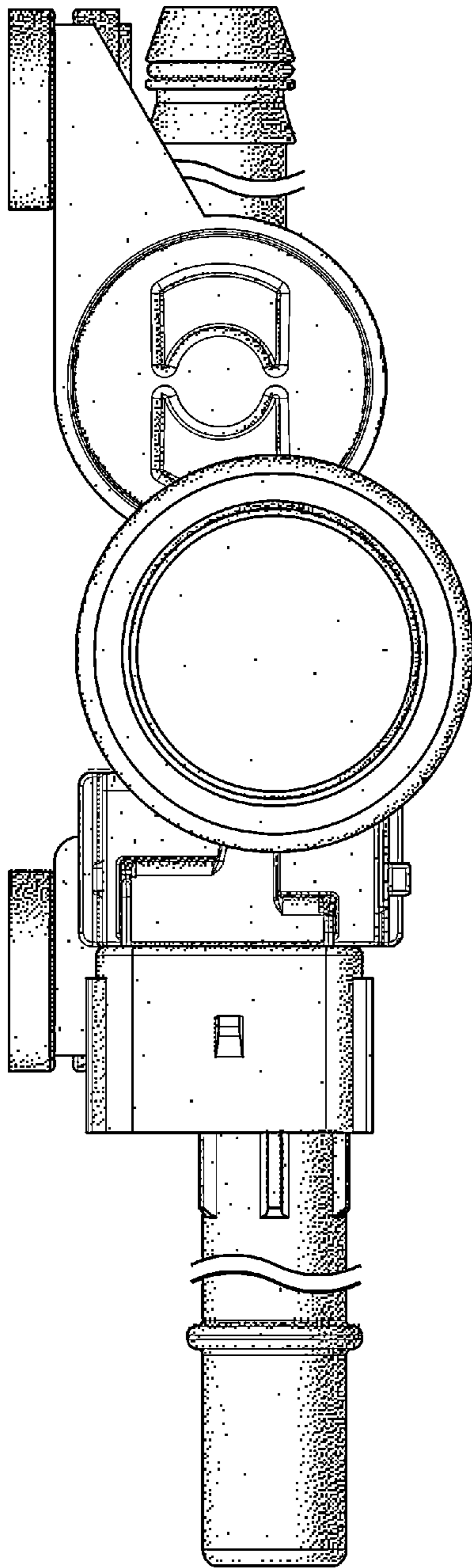
International Search Report and Written Opinion issued in Application No. PCT/IB2012/000079. Date of Mailing: Jul. 26, 2012, pp. 1-13.



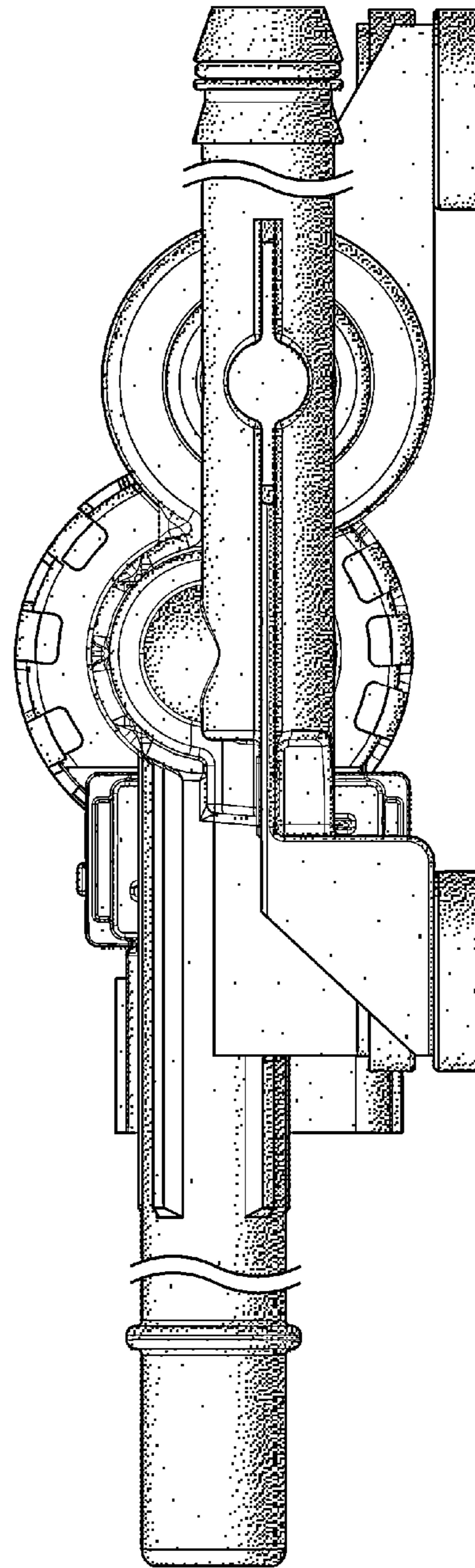
**FIG. 1**



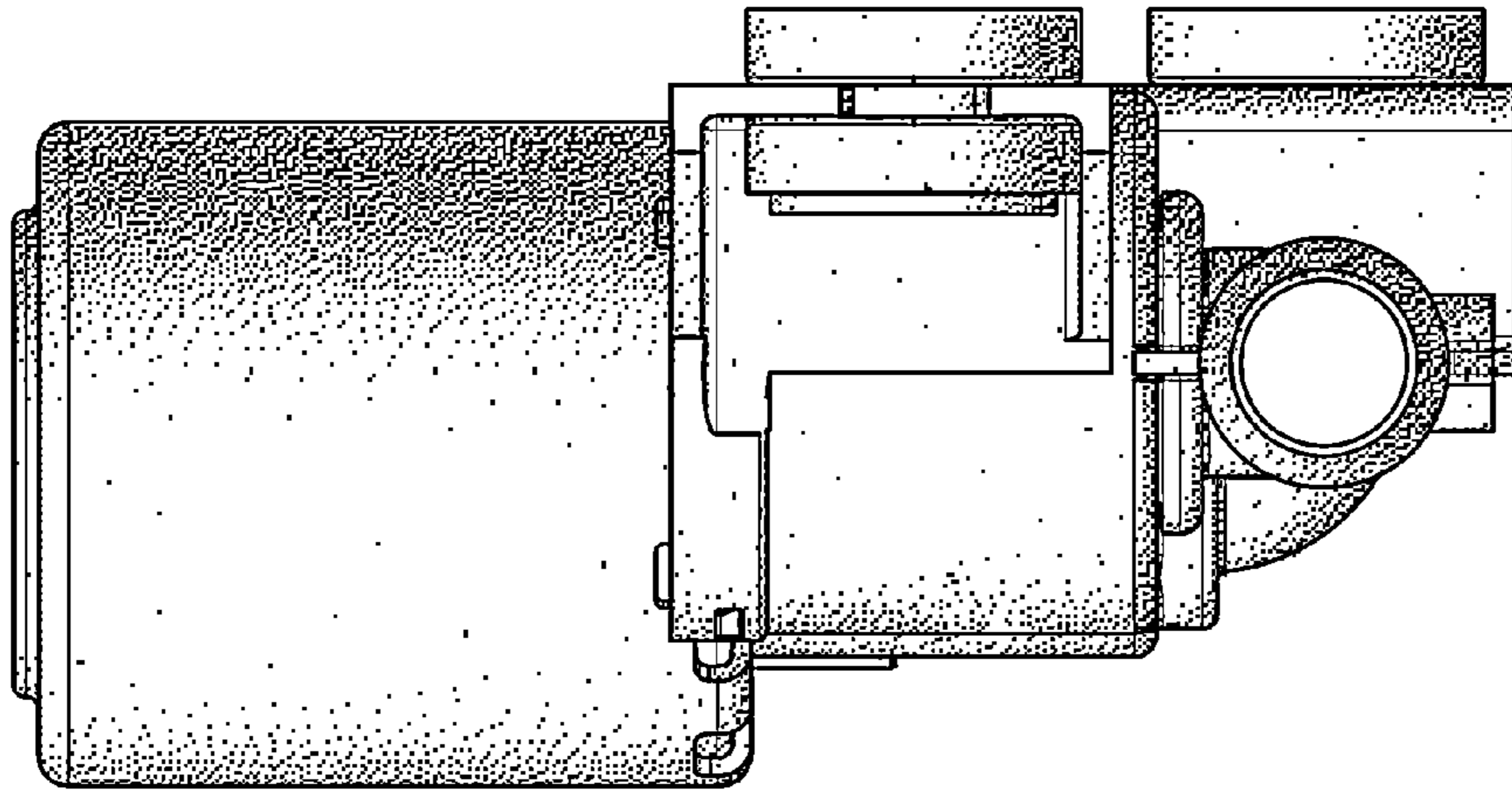
*FIG. 2*



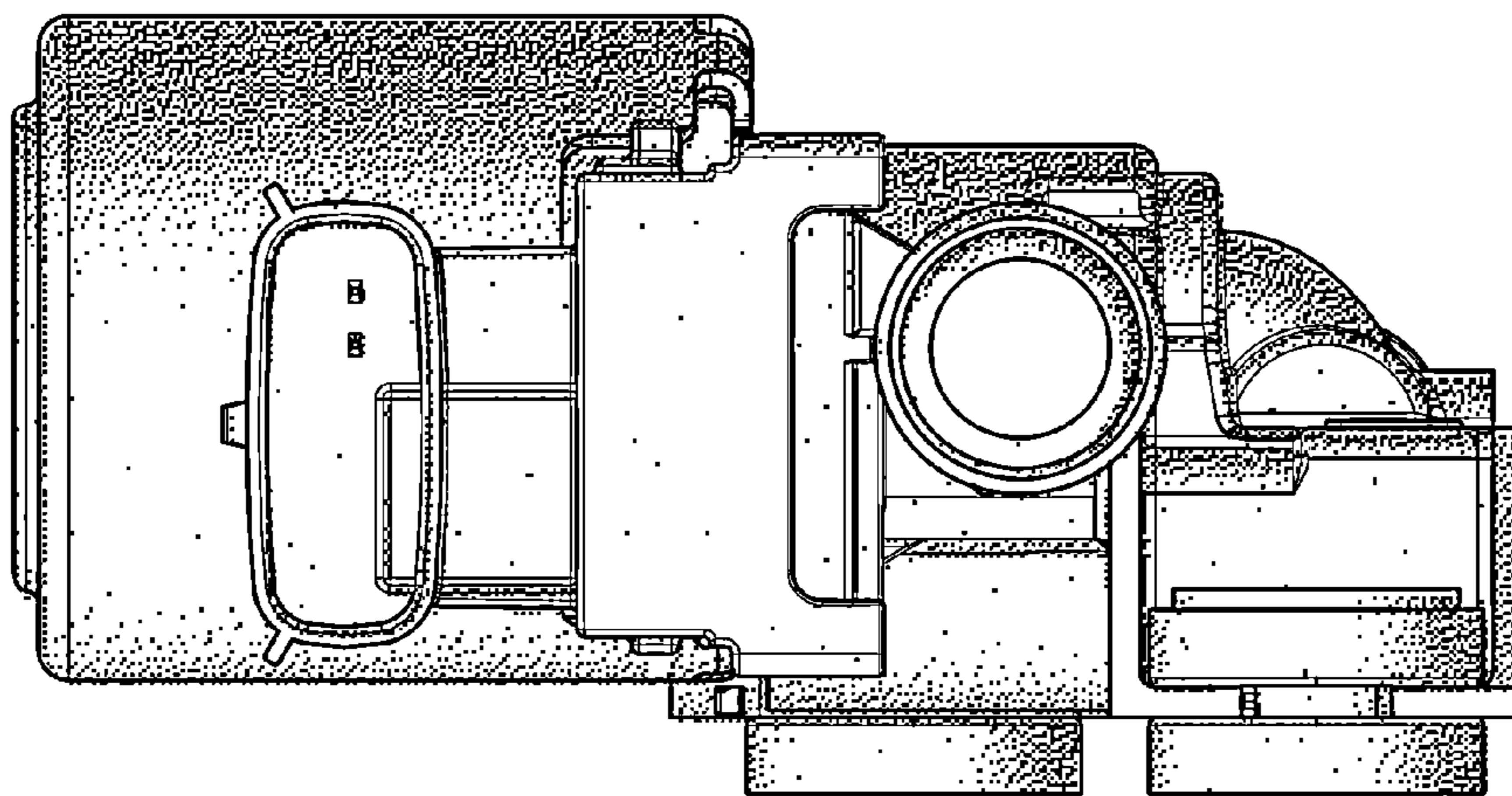
*FIG. 3*



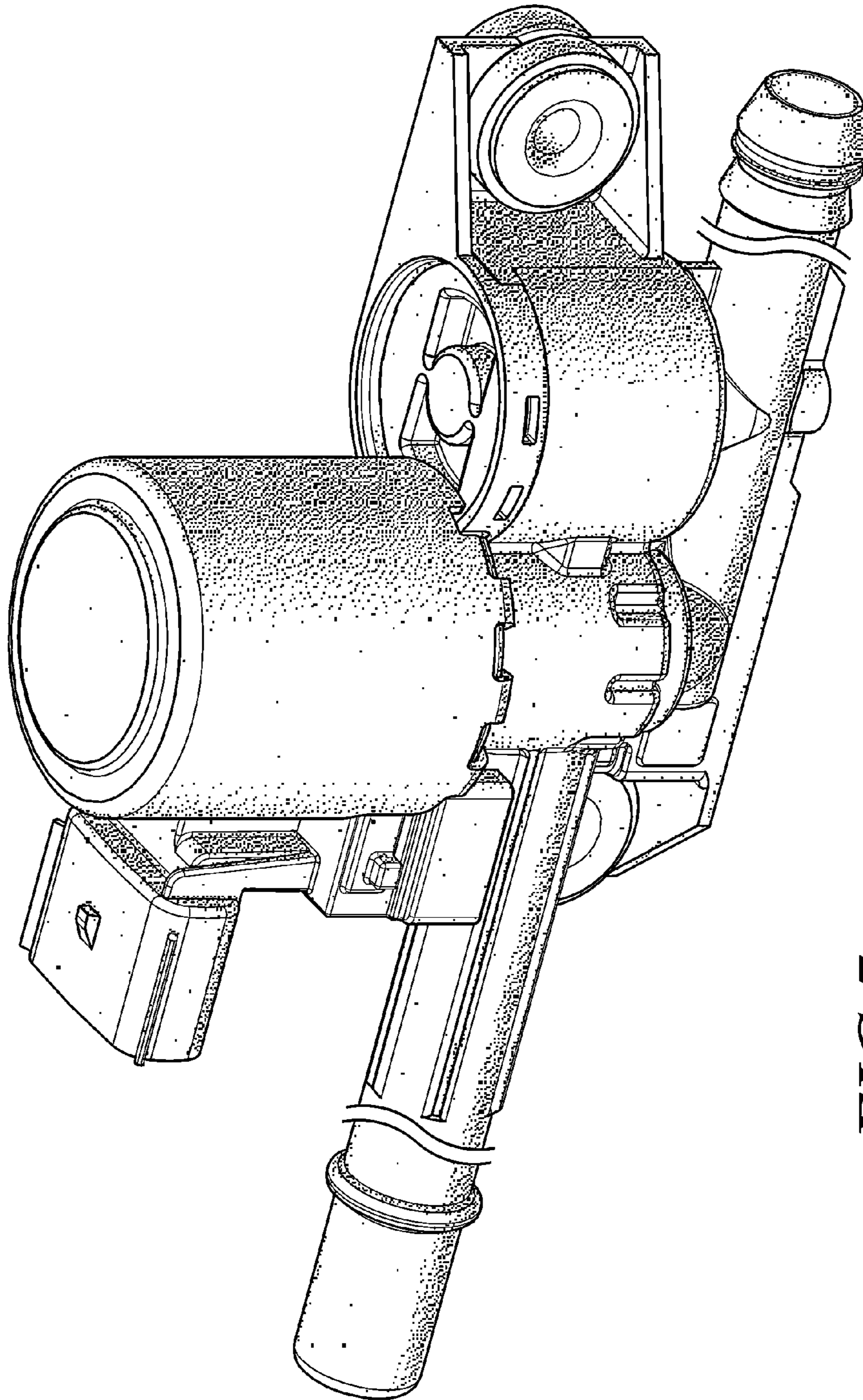
*FIG. 4*



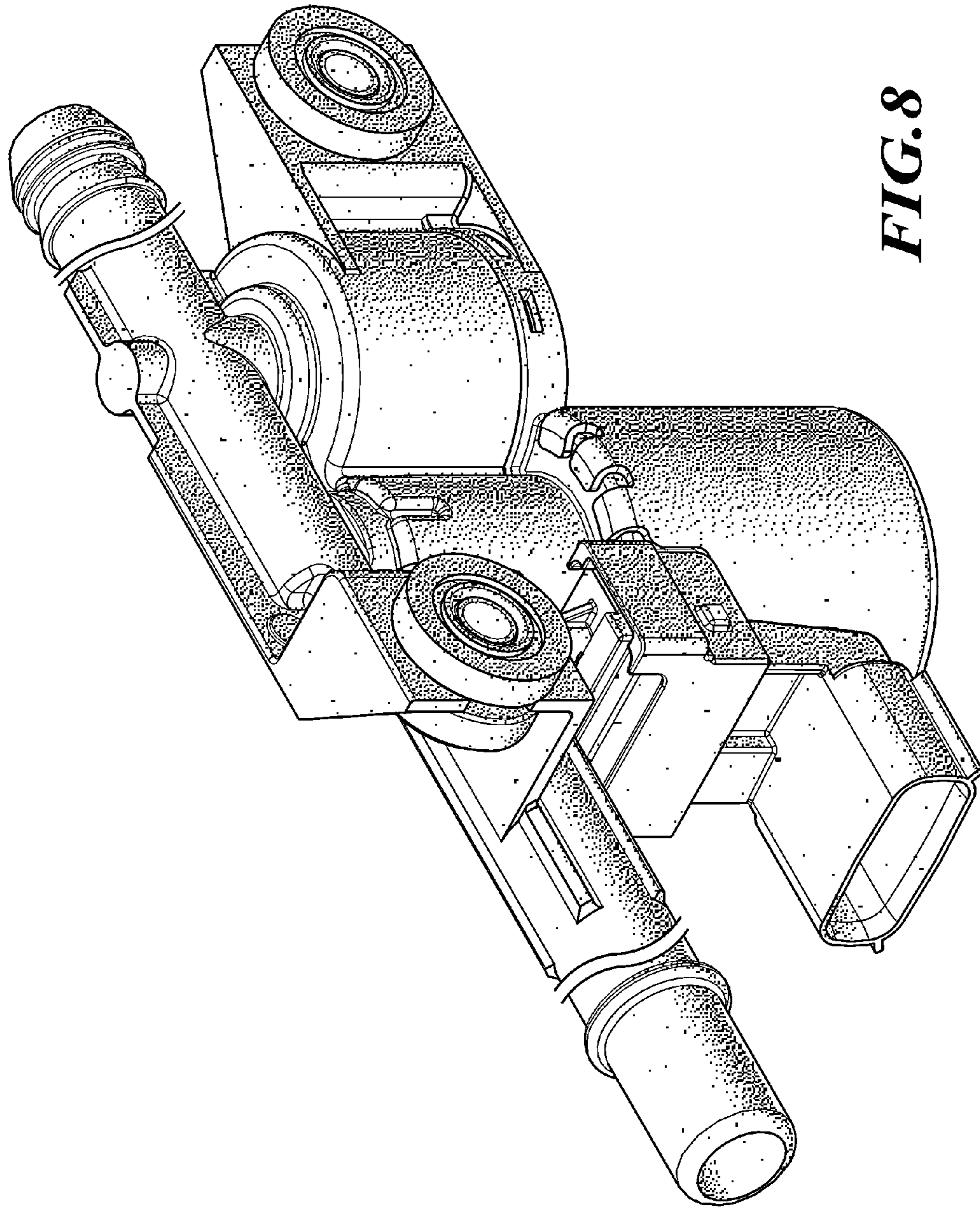
**FIG. 6**



**FIG. 5**



**FIG. 7**



**FIG. 8**