

US00D728718S

(12) **United States Design Patent**
McDonald

(10) **Patent No.:** **US D728,718 S**

(45) **Date of Patent:** **** May 5, 2015**

(54) **GOLF BALL STRIKER**

(71) Applicant: **Gary T. McDonald**, Greensboro, NC
(US)

(72) Inventor: **Gary T. McDonald**, Greensboro, NC
(US)

(**) Term: **14 Years**

(21) Appl. No.: **29/483,061**

(22) Filed: **Feb. 25, 2014**

(51) **LOC (10) Cl.** **21-02**

(52) **U.S. Cl.**
USPC **D21/789**

(58) **Field of Classification Search**
USPC D21/789, 791; 473/219–225, 257, 270,
473/278, 279

See application file for complete search history.

(56) **References Cited**

U.S. PATENT DOCUMENTS

D244,398 S *	5/1977	Graham	D21/717
D319,092 S *	8/1991	Dennesen	D21/791
D459,426 S *	6/2002	Wang	D21/791
D494,243 S *	8/2004	Gerling	D21/791
D500,544 S *	1/2005	Wu	D21/791
6,932,712 B2 *	8/2005	Cardosi	473/261
D555,221 S *	11/2007	Munshi	D21/791
D574,916 S *	8/2008	Ford	D21/791

D575,369 S *	8/2008	Eno	D21/791
7,431,661 B1	10/2008	Cailey	473/257
D692,081 S *	10/2013	Stallman	D21/791
2005/0197199 A1	9/2005	Cardosi	473/257
2005/0261077 A1	11/2005	Kim	473/268

FOREIGN PATENT DOCUMENTS

WO WO 2010053476 5/2010

* cited by examiner

Primary Examiner — Mitchell Siegel

(74) *Attorney, Agent, or Firm* — MacCord Mason PLLC

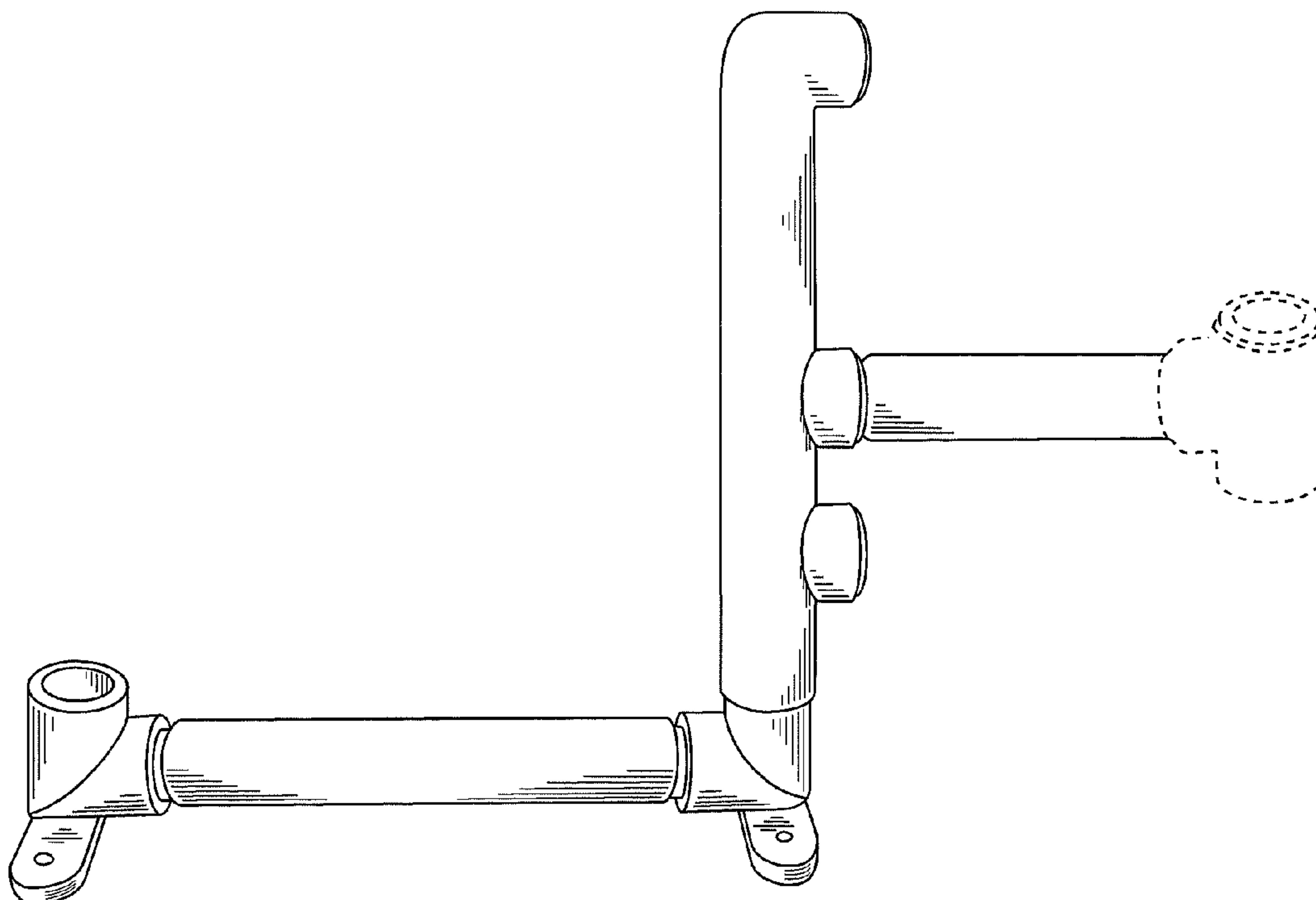
(57) **CLAIM**

The ornamental design for a golf ball striker, as shown and described.

DESCRIPTION

FIG. 1 is a perspective view of a golf ball striker;
FIG. 2 is a side view thereof;
FIG. 3 is a right view thereof;
FIG. 4 is a left view thereof;
FIG. 5 is a top view thereof; and,
FIG. 6 is a bottom view thereof.
Any broken lines in all views are included for the purpose of illustrating portions of the golf ball striker and form no part of the claimed design.

1 Claim, 4 Drawing Sheets



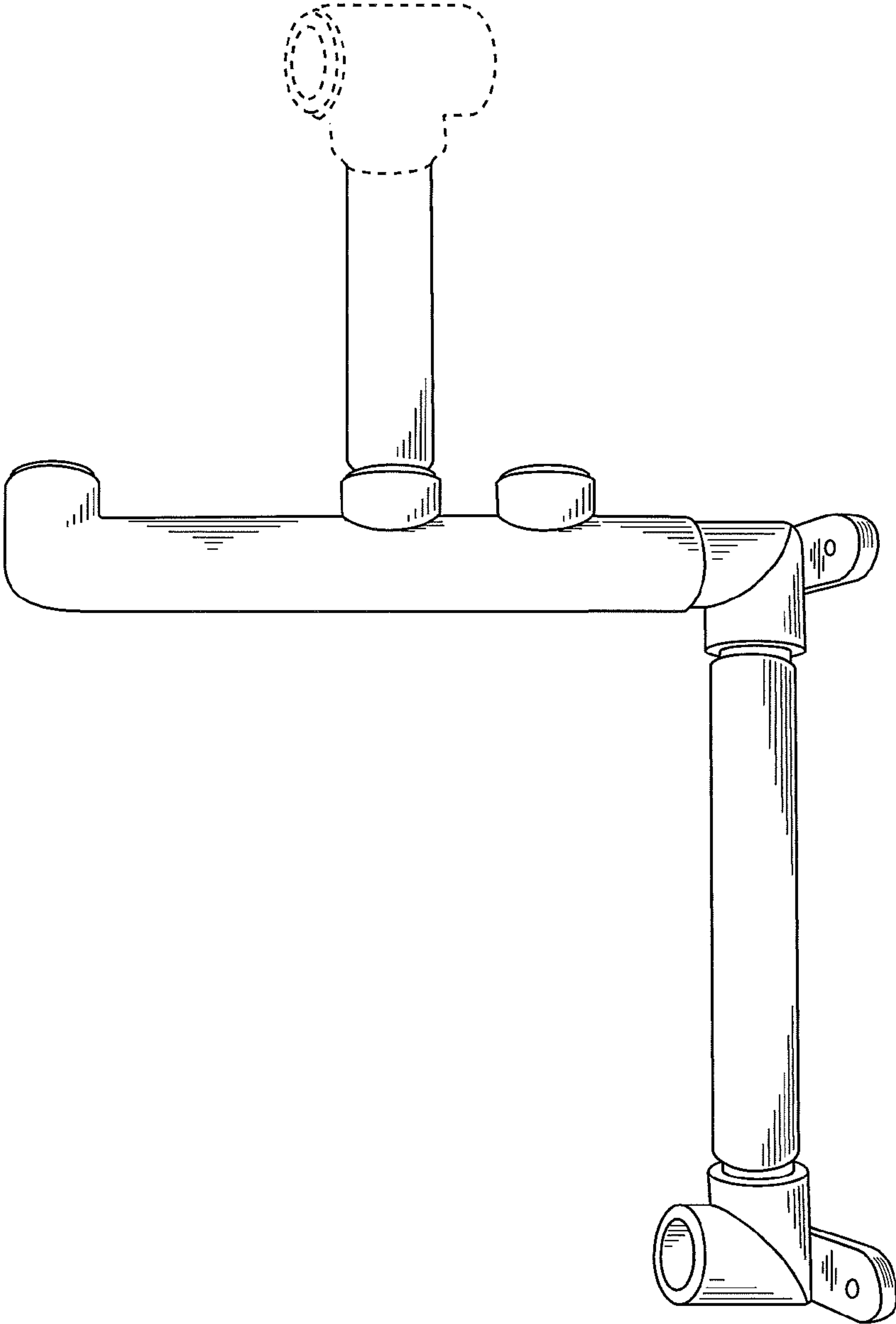


FIG. 1

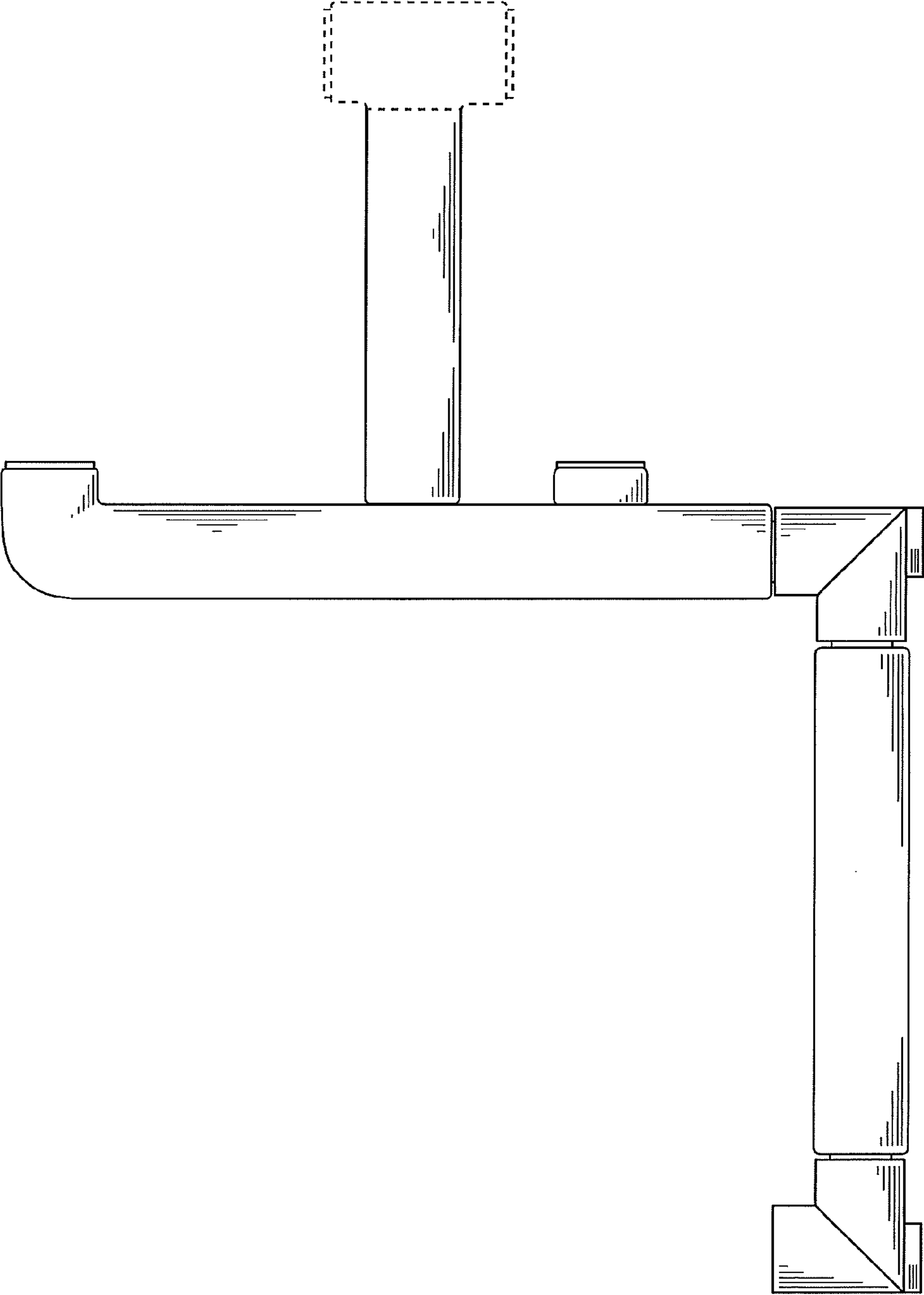


FIG. 2

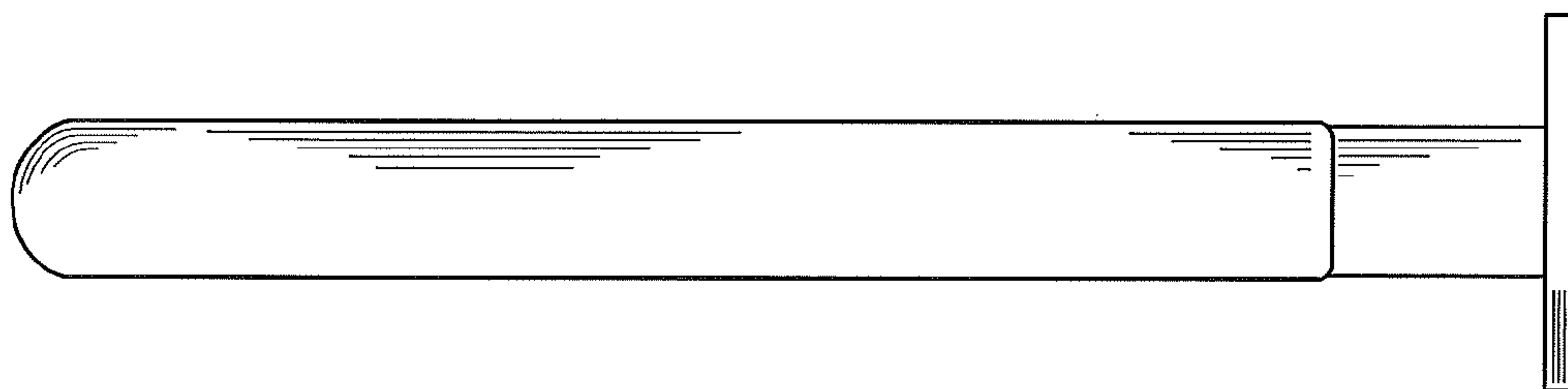


FIG. 4

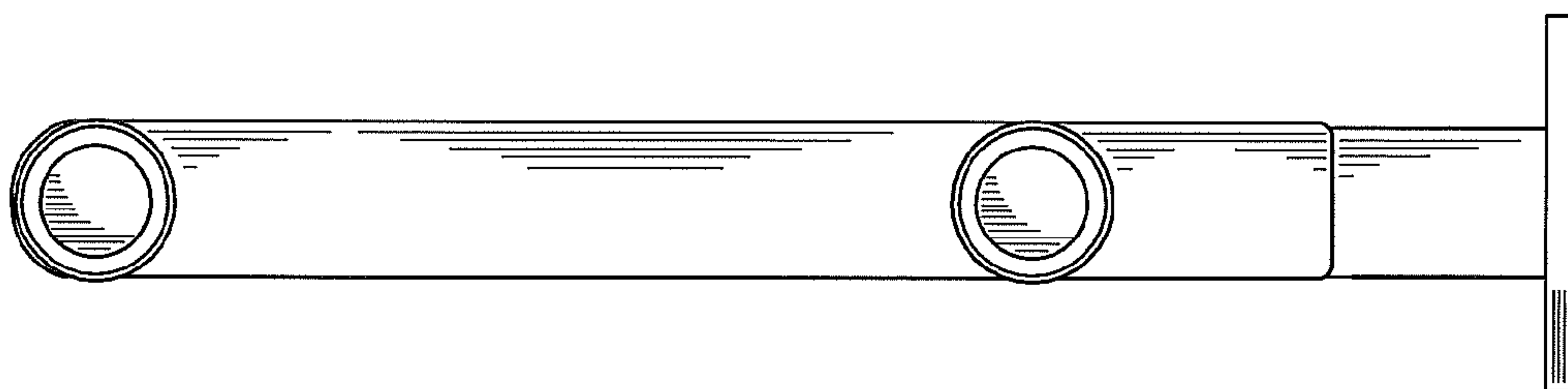


FIG. 3

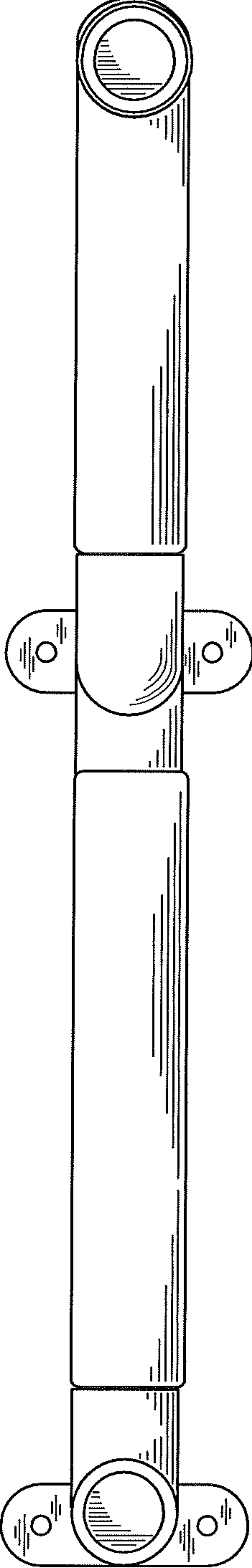


FIG. 5

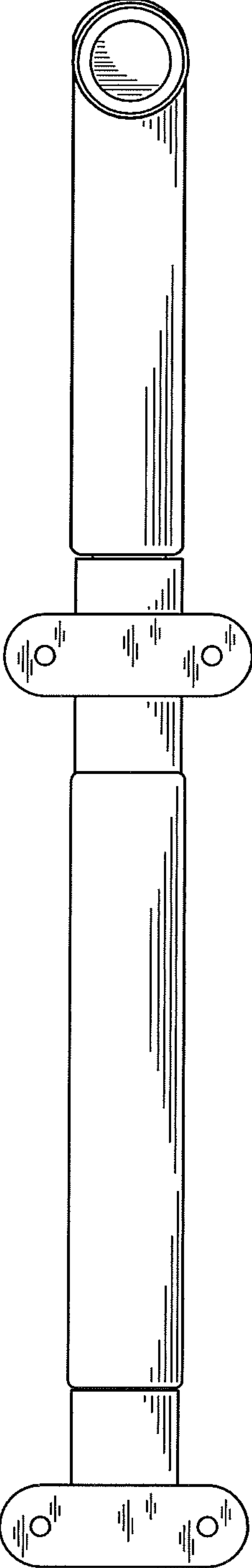


FIG. 6