



US00D728699S

(12) **United States Design Patent**
Lo et al.

(10) **Patent No.:** **US D728,699 S**

(45) **Date of Patent:** **** May 5, 2015**

(54) **ANIMAL TOY**

(71) Applicant: **Wing Hing Manufacturing Co. Ltd.,**
Tsuen Wan (HK)

(72) Inventors: **Lap Kiu Lo,** Tsuen Wan (HK); **Wai Chung Lo,** Tsuen Wan (HK)

(73) Assignee: **Wing Hing Manufacturing Co. Ltd.,**
Tseun Wan (HK)

(**) Term: **14 Years**

(21) Appl. No.: **29/484,746**

(22) Filed: **Mar. 12, 2014**

(51) **LOC (10) Cl.** **21-01**

(52) **U.S. Cl.**
USPC **D21/614**

(58) **Field of Classification Search**
CPC A63H 3/02
USPC D21/576-578, 585, 587-588, 614;
446/72-73, 97-98, 268-269, 297, 369;
D6/598; D11/158, 162; D30/160;
D3/211
See application file for complete search history.

(56) **References Cited**

U.S. PATENT DOCUMENTS

D188,798 S * 9/1960 Allen et al. D21/576
D193,563 S * 9/1962 Dam D21/614

D255,134 S * 5/1980 Tingey D21/614
D299,695 S * 2/1989 Hine D11/158
D566,794 S * 4/2008 Judkins et al. D21/576
D608,510 S * 1/2010 Rutherford et al. D21/576

* cited by examiner

Primary Examiner — Sandra Morris

(74) *Attorney, Agent, or Firm* — Yang IPCo, PLLC


(57) **CLAIM**

The ornamental design for an animal toy, as illustrated and described.

DESCRIPTION

FIG. 1 is an elevational perspective view of an animal toy in accordance with my design;
FIG. 2 is a left side view of the animal toy in accordance with my design;
FIG. 3 is a right side view of the animal toy in accordance with my design;
FIG. 4 is a front view of the animal toy in accordance with my design;
FIG. 5 is a rear view of the animal toy in accordance with my design;
FIG. 6 is a top view of the animal toy in accordance with my design; and,
FIG. 7 is a bottom view of the animal toy in accordance with my design.

1 Claim, 2 Drawing Sheets






FIG. 1




FIG. 2

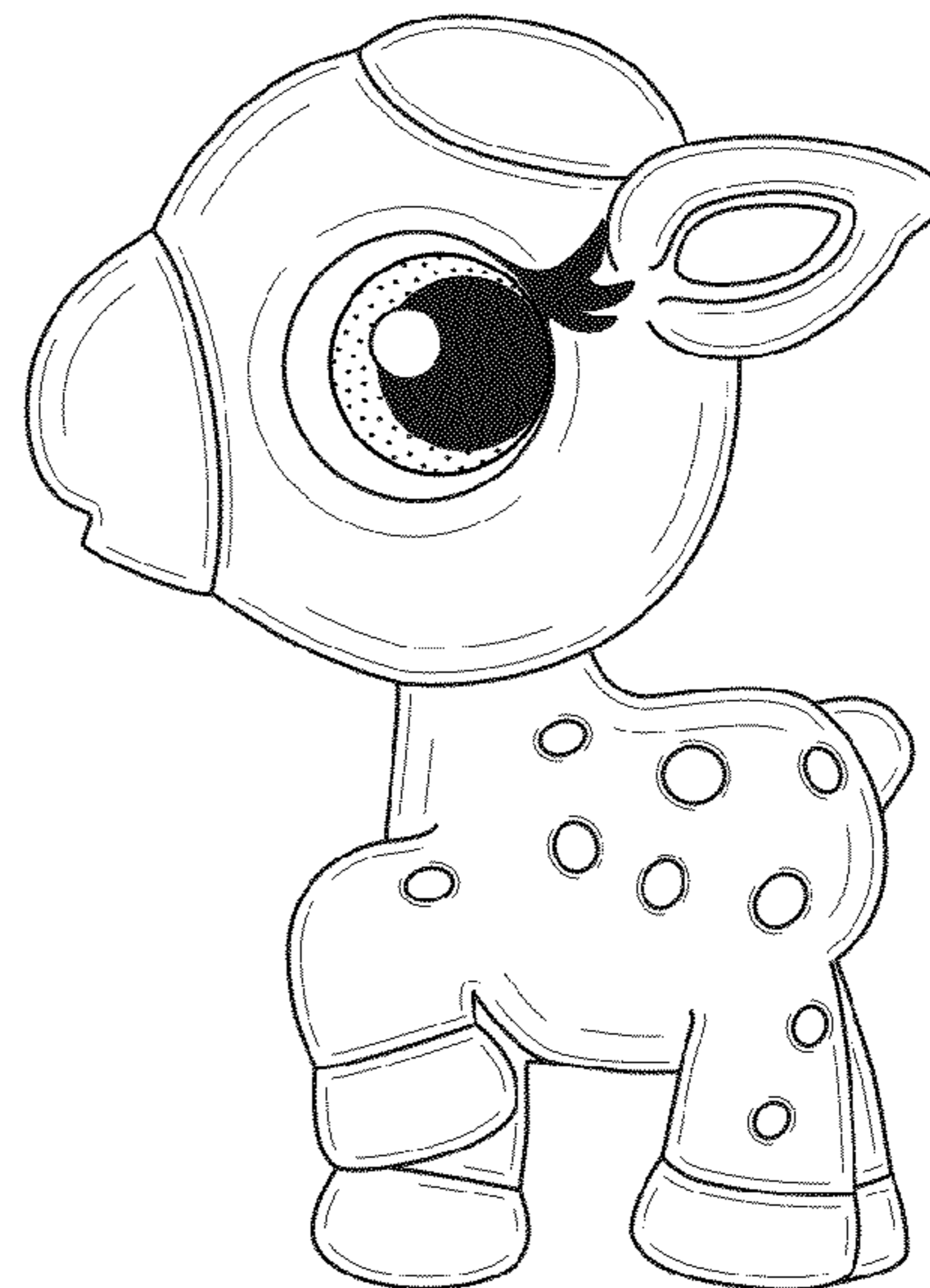


FIG. 3

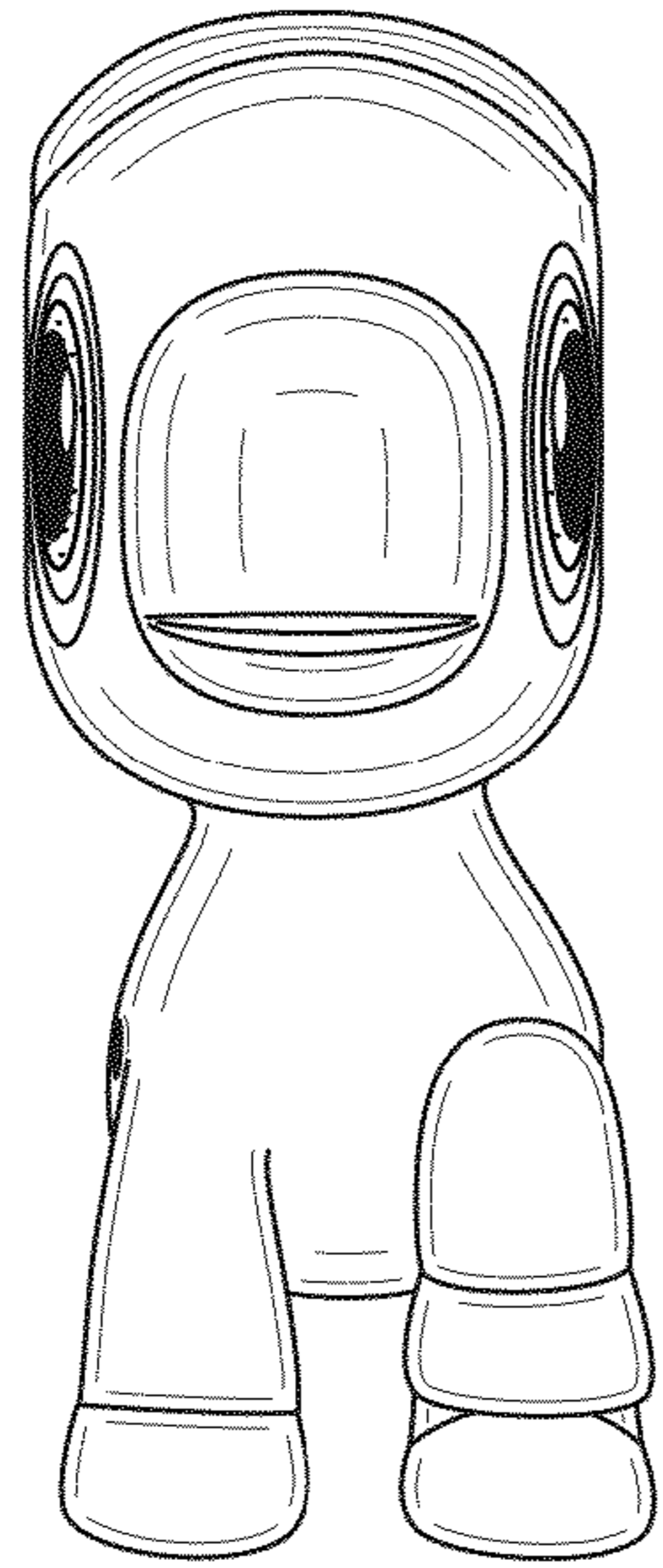


FIG. 4

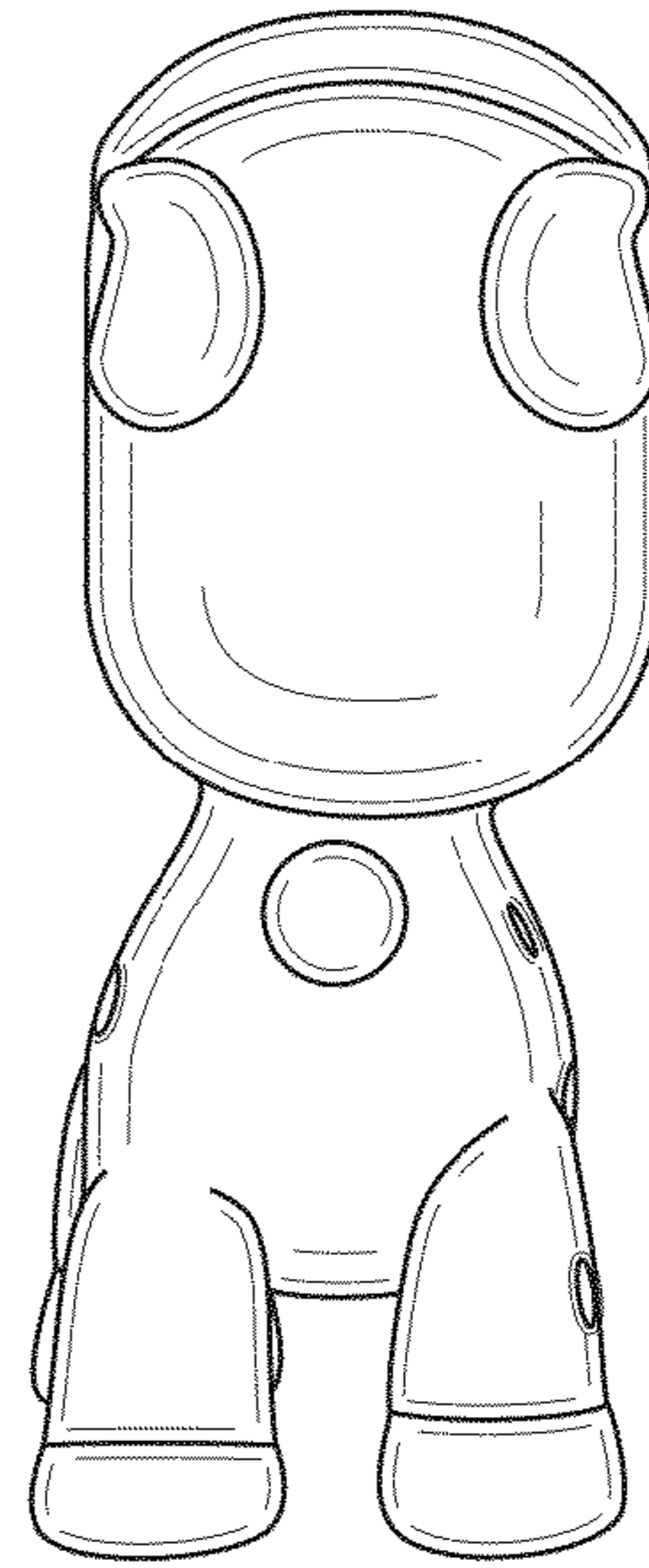


FIG. 5

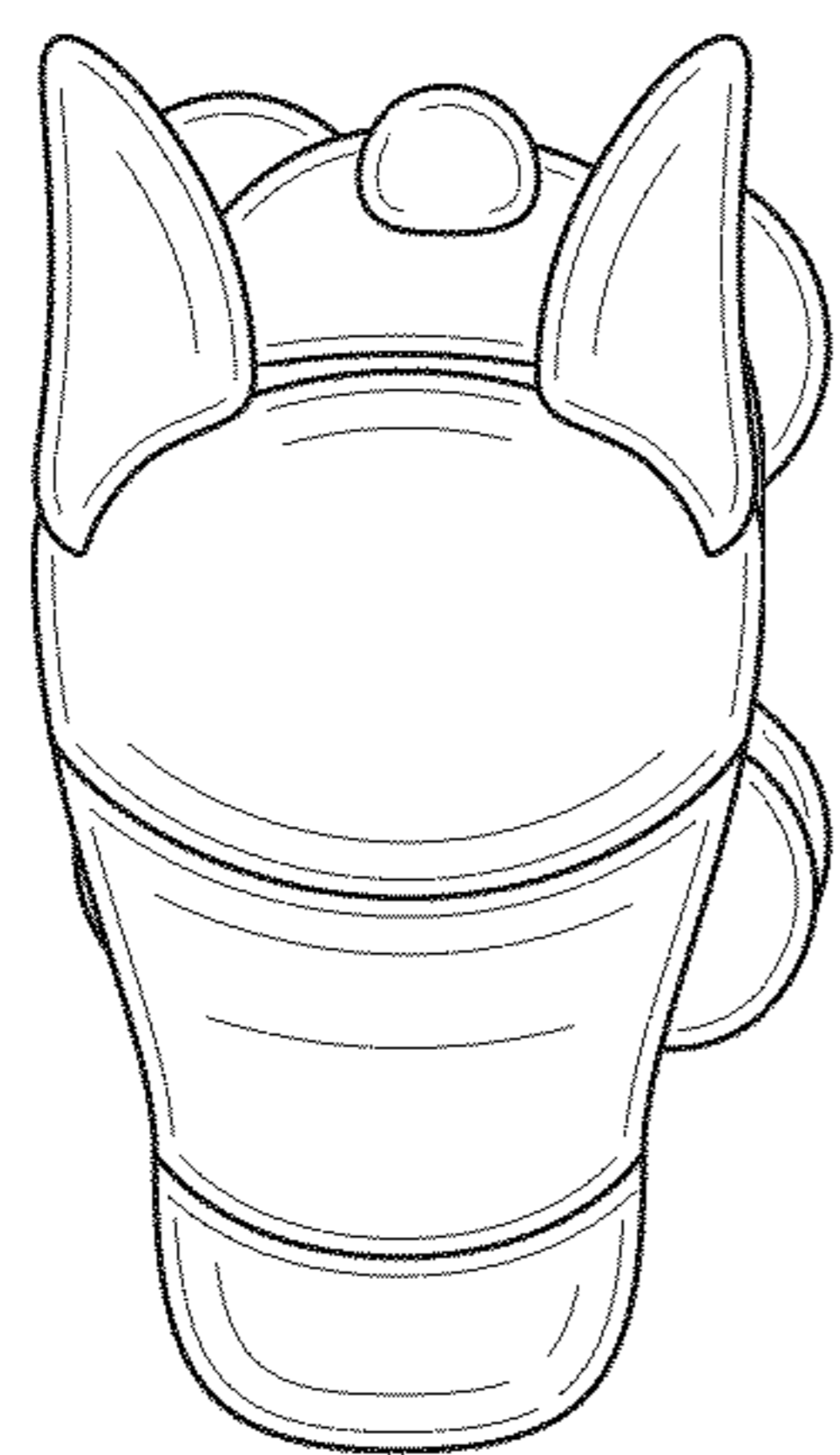


FIG. 6

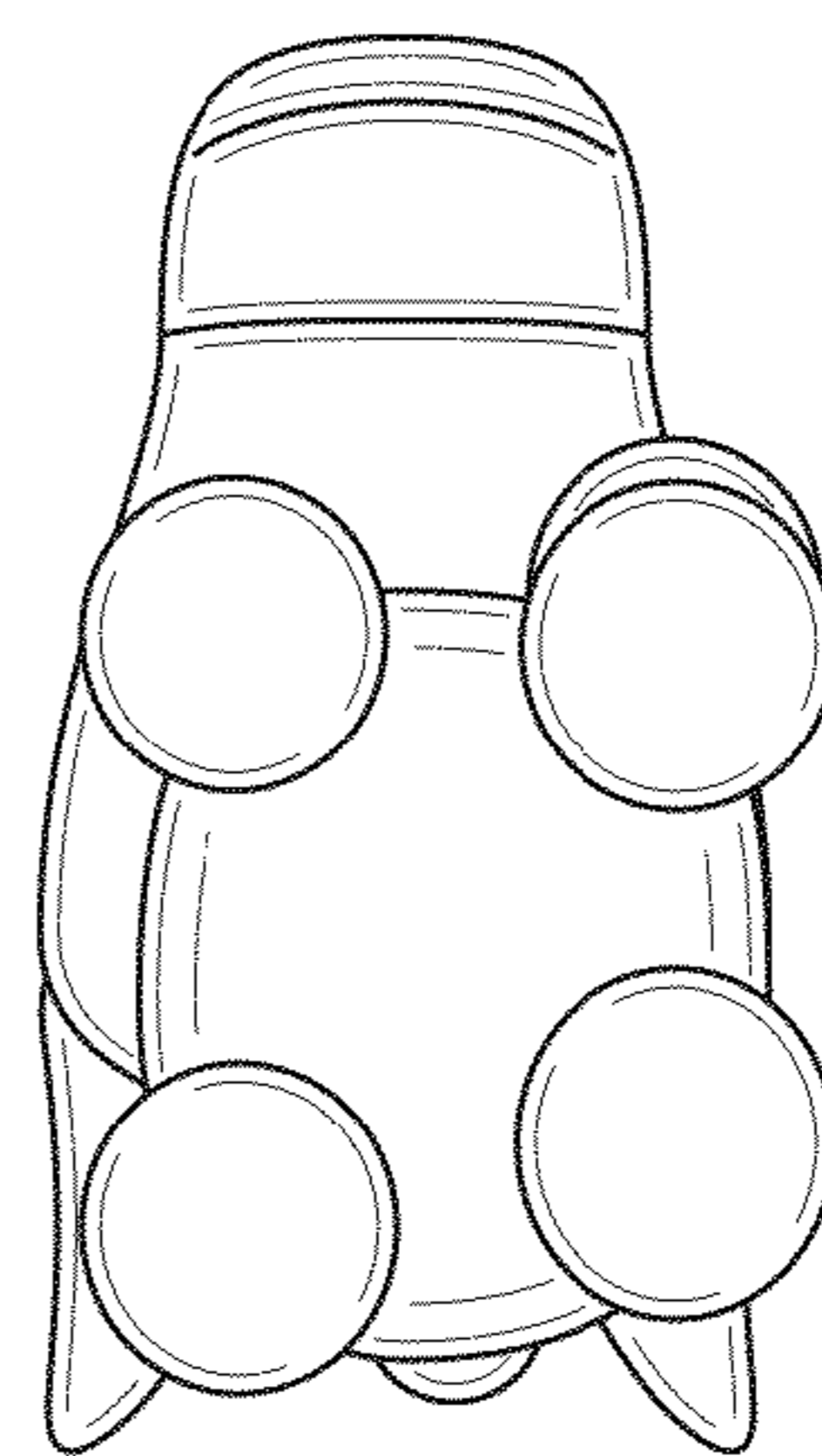


FIG. 7