



US00D728698S

(12) **United States Design Patent**
Evans

(10) **Patent No.:** **US D728,698 S**
(45) **Date of Patent:** **** May 5, 2015**

(54) **PAINTBALL LOADER FEEDGATE**

(71) Applicant: **HTR Development, LLC**, Gotha, FL
(US)

(72) Inventor: **Ed Evans**, Cambridge (CA)

(73) Assignee: **HTR Development, LLC**, Gotha, FL
(US)

(**) Term: **14 Years**

(21) Appl. No.: **29/440,476**

(22) Filed: **Dec. 21, 2012**

(51) **LOC (10) Cl.** **21-01**

(52) **U.S. Cl.**
USPC **D21/573**

(58) **Field of Classification Search**
USPC D21/567, 570-575; D22/100, 101, 103,
D22/104, 108, 109; 124/41.1, 45, 48, 49,
124/51.1, 55, 56, 69, 70-74, 79; D7/392,
D7/392.1; D9/452, 453, 454

See application file for complete search history.

(56) **References Cited**

U.S. PATENT DOCUMENTS

5,166,457	A	11/1992	Lorenzetti	
5,809,983	A	9/1998	Stoneking	
6,055,975	A	5/2000	Gallagher et al.	
6,234,157	B1	5/2001	Parks	
D459,767	S *	7/2002	Rushton	D21/573
6,722,355	B1	4/2004	Andrews, Jr.	
7,011,083	B2	3/2006	Ho et al.	
7,077,118	B2	7/2006	Lewis	
7,100,810	B1	9/2006	Bosch et al.	

7,191,773	B2	3/2007	Vincent	
7,216,641	B2	5/2007	Friesen et al.	
7,270,120	B2	9/2007	Broersma et al.	
D562,134	S *	2/2008	Studee	D9/452
D564,047	S *	3/2008	Choi	D21/573
D567,303	S *	4/2008	Neumaster	D21/573
D572,318	S *	7/2008	Broersma	D21/573
7,431,026	B2	10/2008	Ho et al.	
D597,152	S *	7/2009	Kaakkola et al.	D21/573
D599,615	S *	9/2009	Wang	D7/392.1
7,841,328	B2	11/2010	Italia et al.	
8,118,016	B2	2/2012	Italia et al.	
D679,341	S *	4/2013	Riley	D21/573
D682,364	S *	5/2013	Riley	D21/573

* cited by examiner

Primary Examiner — Cynthia M Chin

(74) *Attorney, Agent, or Firm* — Woodard, Emhardt,
Moriarty, McNett & Henry LLP

(57) **CLAIM**

The ornamental design for a paintball loader feedgate, as shown and described.

DESCRIPTION

FIG. 1 is a top perspective view of the paintball loader feedgate;

FIG. 2 is a top view thereof;

FIG. 3 is a bottom view thereof;

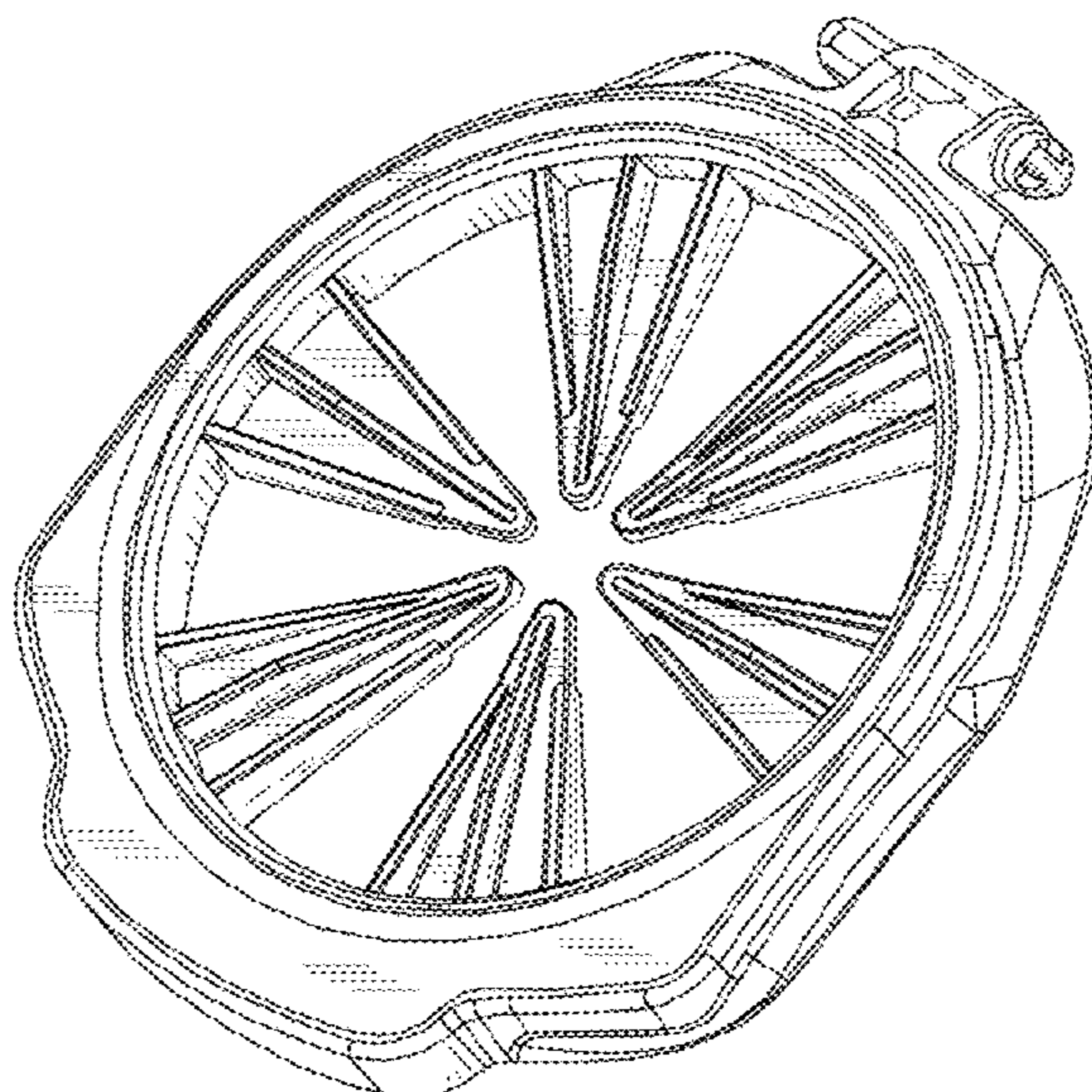
FIG. 4 is a front view thereof;

FIG. 5 is a rear view thereof; and,

FIG. 6 is a side view thereof, the opposite side view being a mirror image of the same.

Portions shown in broken lines form no part of the claimed design.

1 Claim, 5 Drawing Sheets



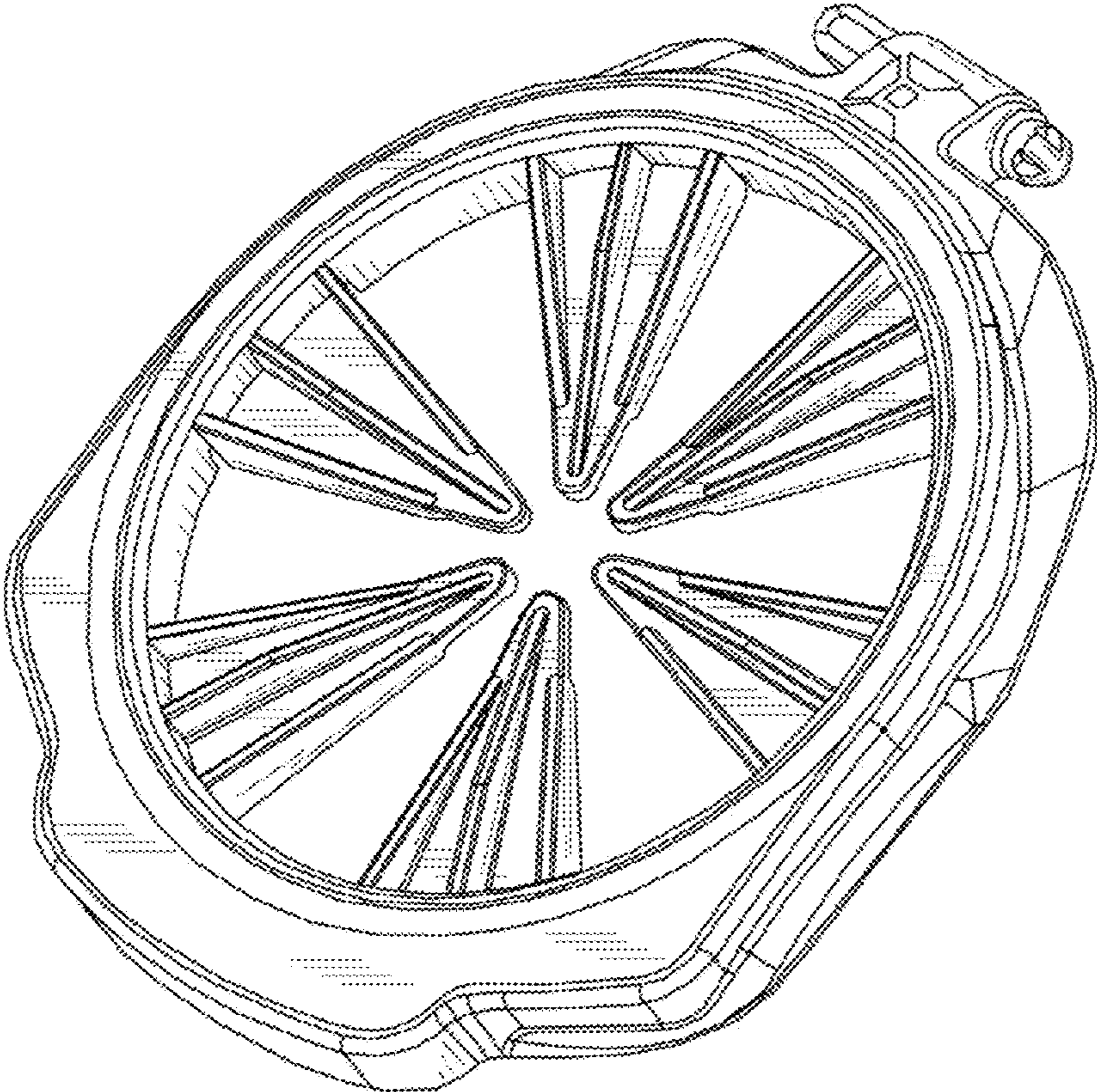


FIG. 1

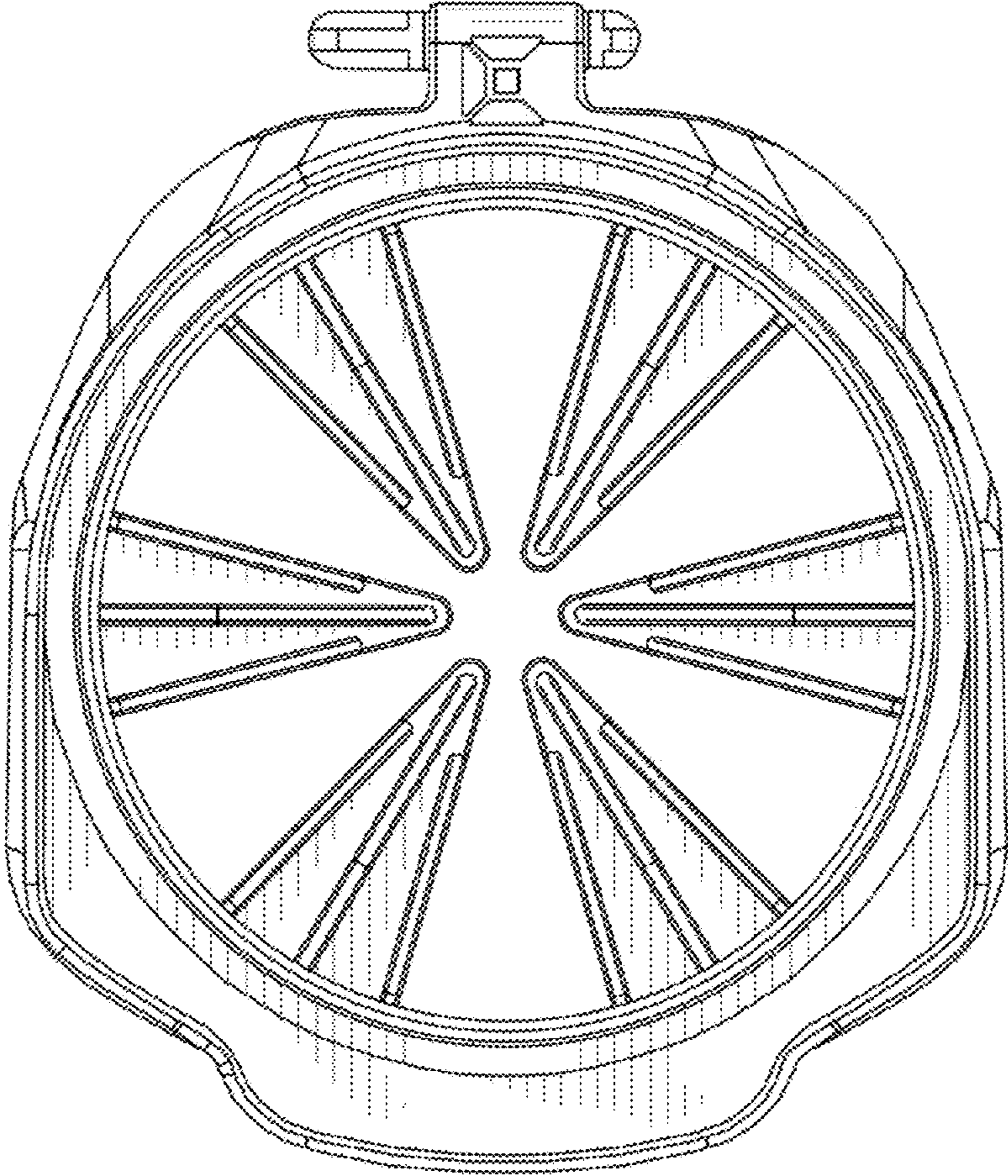


FIG. 2

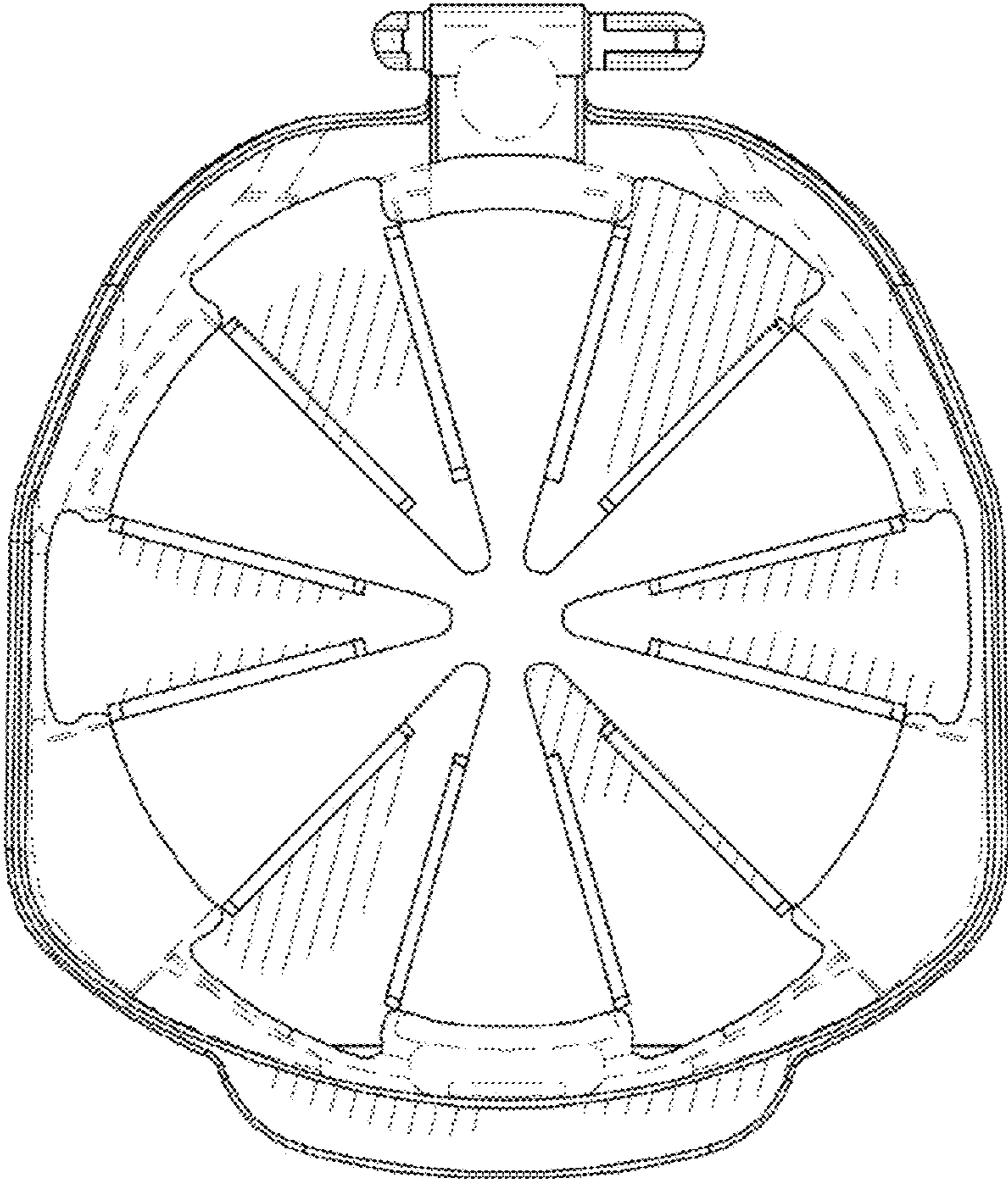


FIG. 3

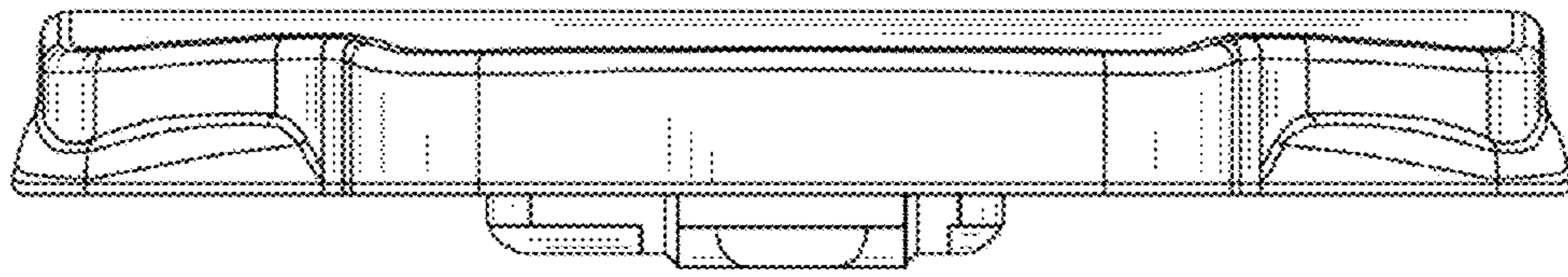


FIG. 4

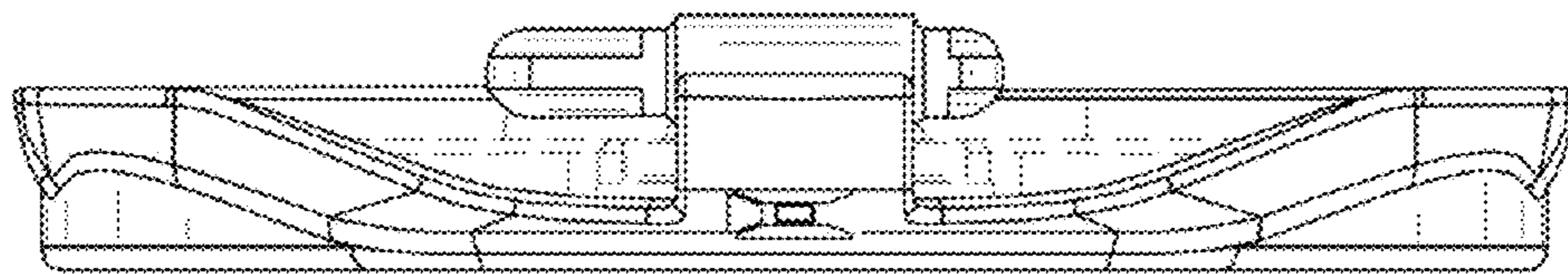


FIG. 5




FIG. 6