



US00D728697S

(12) **United States Design Patent**  
**Gutierrez et al.**

(10) **Patent No.:** **US D728,697 S**

(45) **Date of Patent:** **\*\* May 5, 2015**

(54) **AXLE LINKING PIECE**

(71) Applicant: **Strottman International, Inc.**, Irvine, CA (US)

(72) Inventors: **German Gutierrez**, Irvine, CA (US);  
**Armando Roque**, Irvine, CA (US)

(73) Assignee: **Strottman International, Inc.**, Irvine, CA (US)

(\*\*) Term: **14 Years**

(21) Appl. No.: **29/478,903**

(22) Filed: **Jan. 9, 2014**

**Related U.S. Application Data**

(63) Continuation of application No. 29/449,931, filed on Mar. 15, 2013, now Pat. No. Des. 700,249.

(51) **LOC (10) Cl.** ..... **21-01**

(52) **U.S. Cl.**  
USPC ..... **D21/487; D21/495**

(58) **Field of Classification Search**

CPC ..... A63H 33/00; A63H 33/04; A63H 33/06;  
A63H 33/08; A63H 33/10; A63H 33/12;  
A63H 33/14; A63F 9/08; A63F 9/12; G09B  
1/36

USPC ..... D21/484-505; D8/382; 273/153, 156;  
446/69, 85, 102-128; 434/259

See application file for complete search history.

(56) **References Cited**

**U.S. PATENT DOCUMENTS**

D108,098 S \* 1/1938 Gibert ..... D21/488  
D263,324 S \* 3/1982 Orenstein ..... D21/486  
D286,168 S \* 10/1986 Mazzoleni ..... D21/484

D347,453 S 5/1994 Pronsato et al.  
D394,464 S \* 5/1998 Pagel ..... D21/495  
D400,606 S \* 11/1998 Glickman et al. .... D21/484  
D409,677 S \* 5/1999 Jensen ..... D21/487  
D410,041 S \* 5/1999 Jensen ..... D21/487  
D488,515 S \* 4/2004 Balanchi ..... D21/484  
D502,746 S \* 3/2005 Balanchi ..... D21/489  
D545,917 S \* 7/2007 Sorensen ..... D21/484  
D546,401 S \* 7/2007 Sorensen ..... D21/484  
D546,900 S \* 7/2007 Sorensen ..... D21/484  
D553,203 S \* 10/2007 Glickman et al. .... D21/487  
D596,243 S \* 7/2009 Kichijo et al. .... D21/495  
D686,675 S \* 7/2013 Jensen ..... D21/487  
D706,362 S \* 6/2014 Norman et al. .... D21/487  
D711,972 S \* 8/2014 Norman et al. .... D21/487

\* cited by examiner

*Primary Examiner* — Cynthia M Chin

(74) *Attorney, Agent, or Firm* — Rader, Fishman & Grauer PLLC

(57) **CLAIM**

The ornamental design for an axle linking piece, as shown and described.

**DESCRIPTION**

FIG. 1 is a perspective view of a axle linking piece showing our new design;

FIG. 2 is a top plan view thereof, a bottom plan view being a mirror image;

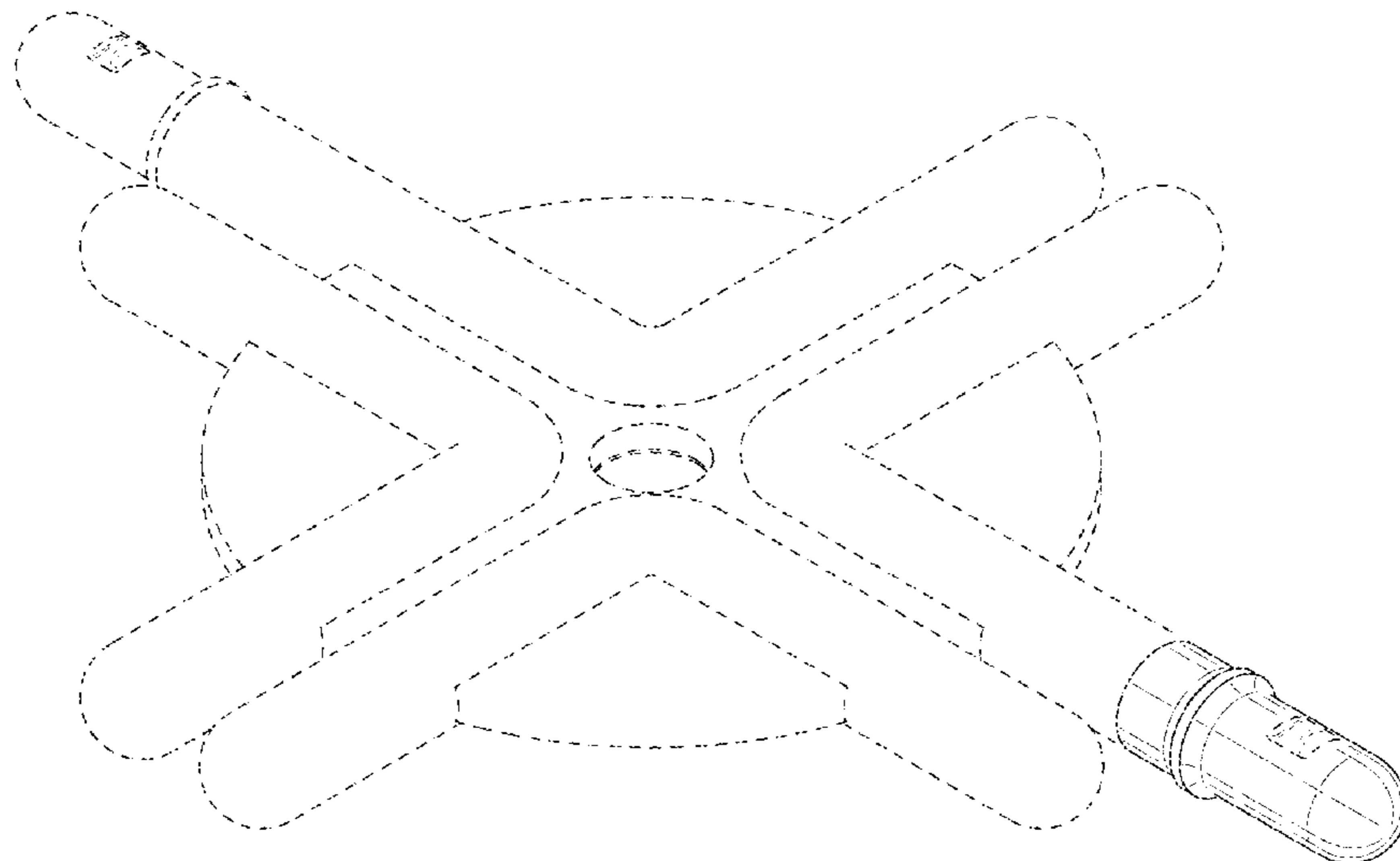
FIG. 3 is a right side elevational view thereof, a left side elevational view being a mirror image;

FIG. 4 is a front elevational view thereof; and,

FIG. 5 is a rear elevational view thereof.

Portions that are shown as broken lines illustrate the unclaimed portions of the article and form no part of the claimed design. Dot-dash broken lines form boundaries of, but are not included in, the claimed design.

**1 Claim, 4 Drawing Sheets**



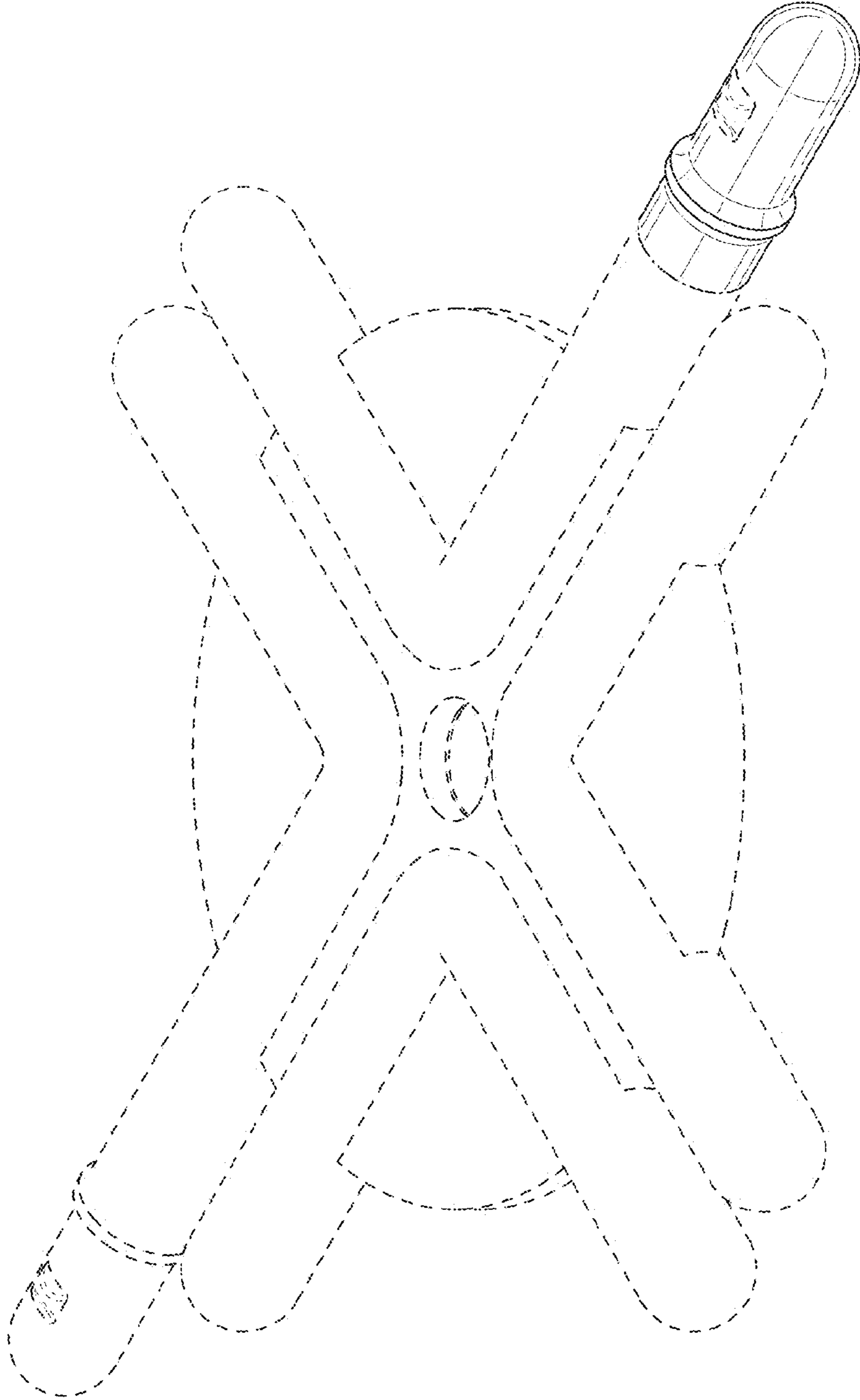


FIG.1

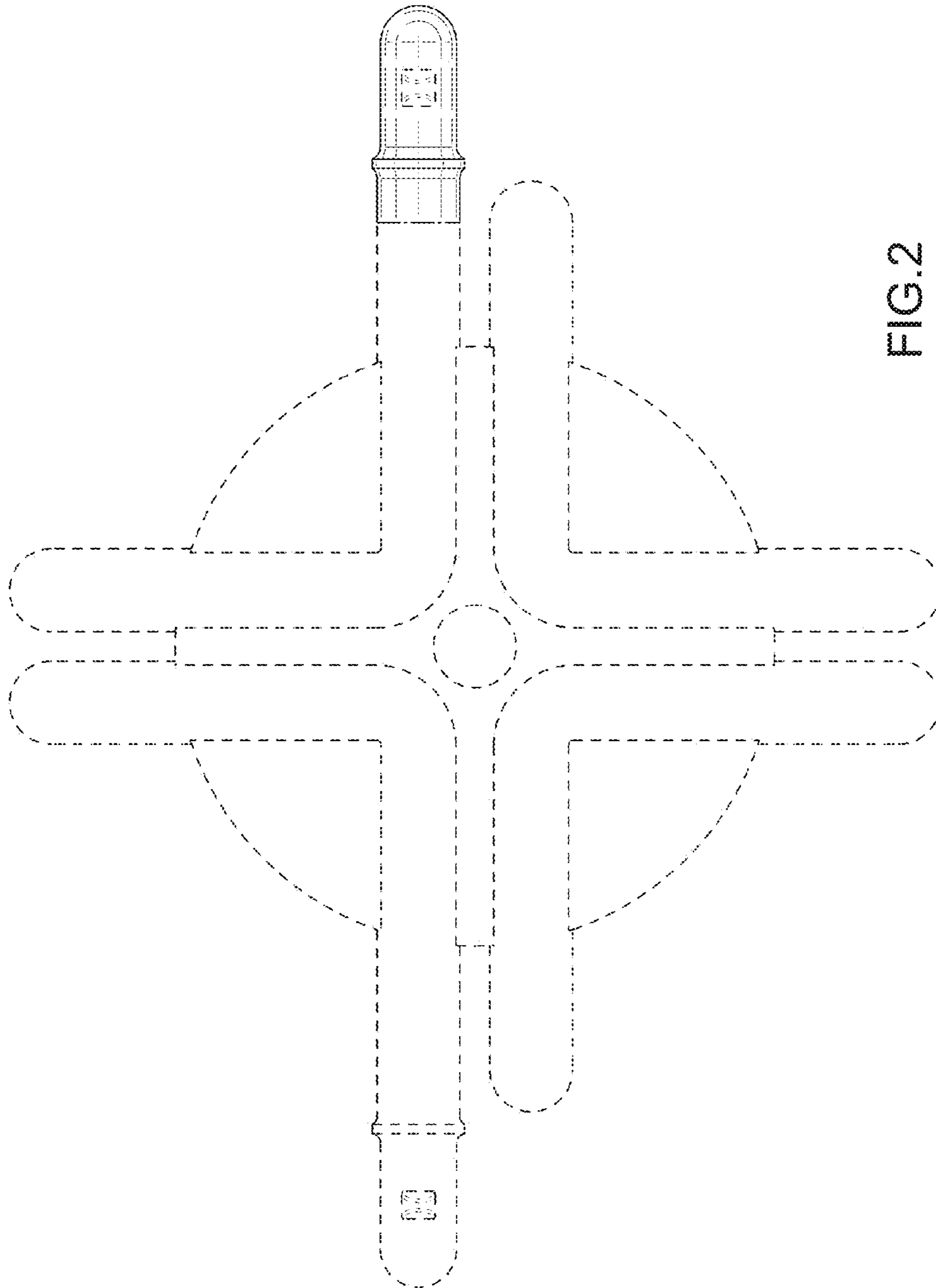


FIG. 2



FIG. 3



FIG. 4



FIG. 5