



US00D728683S

(12) **United States Design Patent**
Glass et al.

(10) **Patent No.:** **US D728,683 S**

(45) **Date of Patent:** **** May 5, 2015**

(54) **ENVELOPE FOR HOLDING STORED VALUE CARDS**

(71) Applicant: **Gift Card Impressions, LLC**, Kansas City, MO (US)

(72) Inventors: **Brett R. Glass**, Kansas City, MO (US);
Nicole E. Glass, Kansas City, MO (US)

(**) Term: **14 Years**

(21) Appl. No.: **29/481,880**

(22) Filed: **Feb. 11, 2014**

(51) **LOC (10) Cl.** **19-01**

(52) **U.S. Cl.**
USPC **D19/3**

(58) **Field of Classification Search**
USPC D19/1-12, 20-34, 100;
40/124.01-124.15, 672, 661, 617, 599,
40/331, 359, 360, 673, 455, 463, 717,
40/124.191, 457; 283/2-4, 74, 75, 103,
283/105-106, 117; D20/10, 22, 27, 40, 42;
229/92, 92.1, 92.8, 300-303, 120.02;
D11/131, 117; 206/449, 308.3, 308.1,
206/232; 383/103; 248/441.1, 460;
281/15.1, 51; D6/300, 309; 434/311,
434/317, 319; 446/147

See application file for complete search history.

(56) **References Cited**

U.S. PATENT DOCUMENTS

1,875,804 A * 9/1932 Dicicco 229/68.1
D404,759 S * 1/1999 Larragain D19/3
D430,605 S * 9/2000 McFarlane et al. D19/3
D440,251 S * 4/2001 Baden D19/3

D516,123 S * 2/2006 Vanderpool D19/3
D548,781 S * 8/2007 Oberst D19/2
D569,902 S * 5/2008 Chang et al. D19/2
D616,930 S * 6/2010 Engel et al. D19/3
D658,230 S * 4/2012 Segal et al. D19/2
D661,349 S * 6/2012 Picard D19/3
D685,843 S * 7/2013 Glass et al. D19/3
D713,449 S * 9/2014 Glass et al. D19/2

* cited by examiner

Primary Examiner — Caron D Veynar

Assistant Examiner — Abraham Bahta

(74) *Attorney, Agent, or Firm* — Polsinelli PC

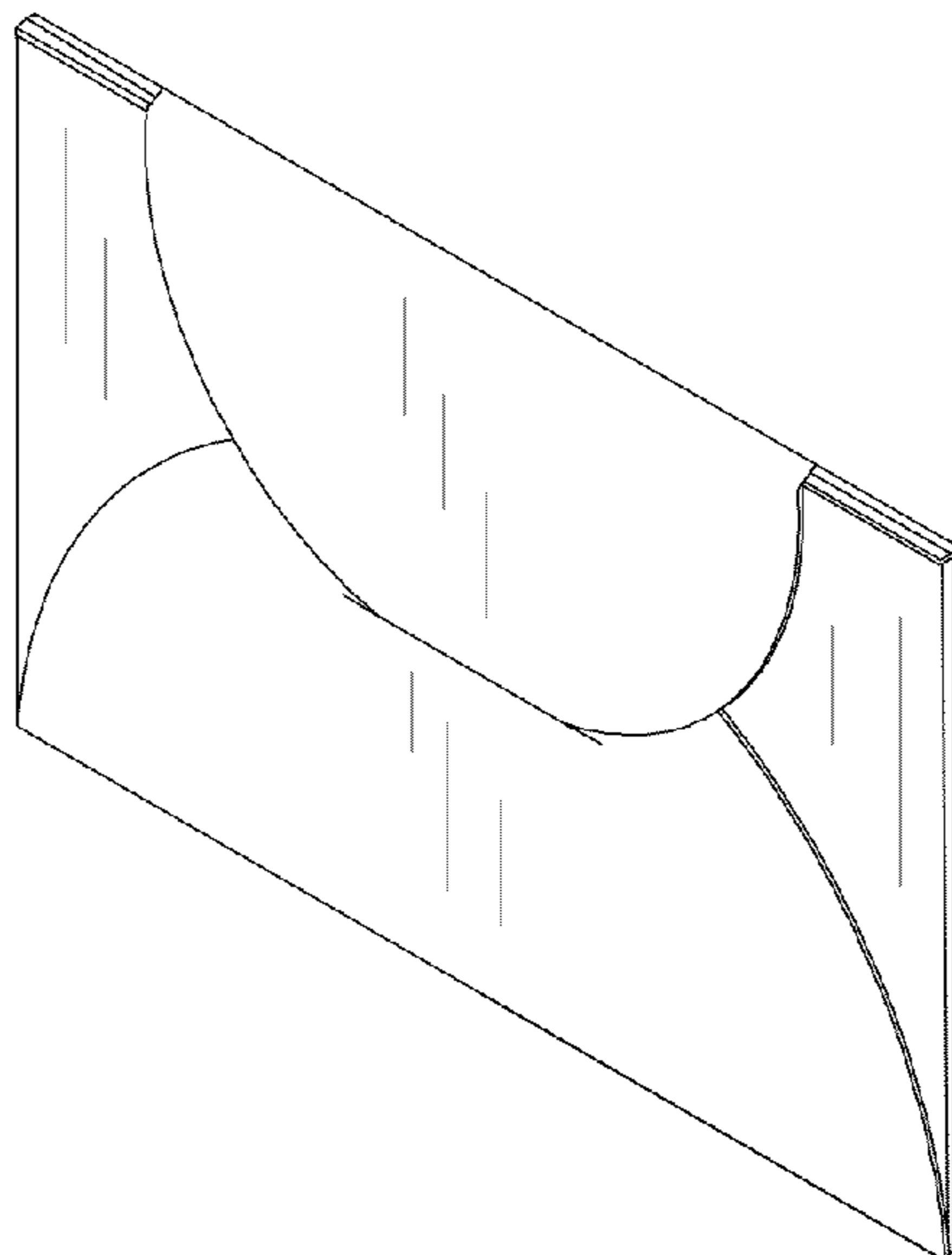
(57) **CLAIM**

The ornamental design for an envelope for holding stored value cards, as shown and described.

DESCRIPTION

FIG. 1 is a perspective view of an envelope for holding stored value cards according to an embodiment of the invention shown not folded and in an open disposition;
FIG. 2 is a front elevation view of the envelope of FIG. 1;
FIG. 3 is a rear elevation view of the envelope of FIG. 1;
FIG. 4 is a right elevation view of the envelope of FIG. 1;
FIG. 5 is a left elevation view of the envelope of FIG. 1;
FIG. 6 is a top plan view of the envelope of FIG. 1;
FIG. 7 is a bottom plan view of the envelope of FIG. 1;
FIG. 8 is a perspective view of the envelope of FIGS. 1 through 7 shown folded and in a closed disposition;
FIG. 9 is a front elevation view of the envelope of FIG. 8;
FIG. 10 is a rear elevation view of the envelope of FIG. 8;
FIG. 11 is a left elevation view of the envelope of FIG. 8;
FIG. 12 is a right elevation view of the envelope of FIG. 8;
FIG. 13 is a top plan view of the envelope of FIG. 8; and,
FIG. 14 is a bottom plan view of the envelope of FIG. 8.

1 Claim, 4 Drawing Sheets



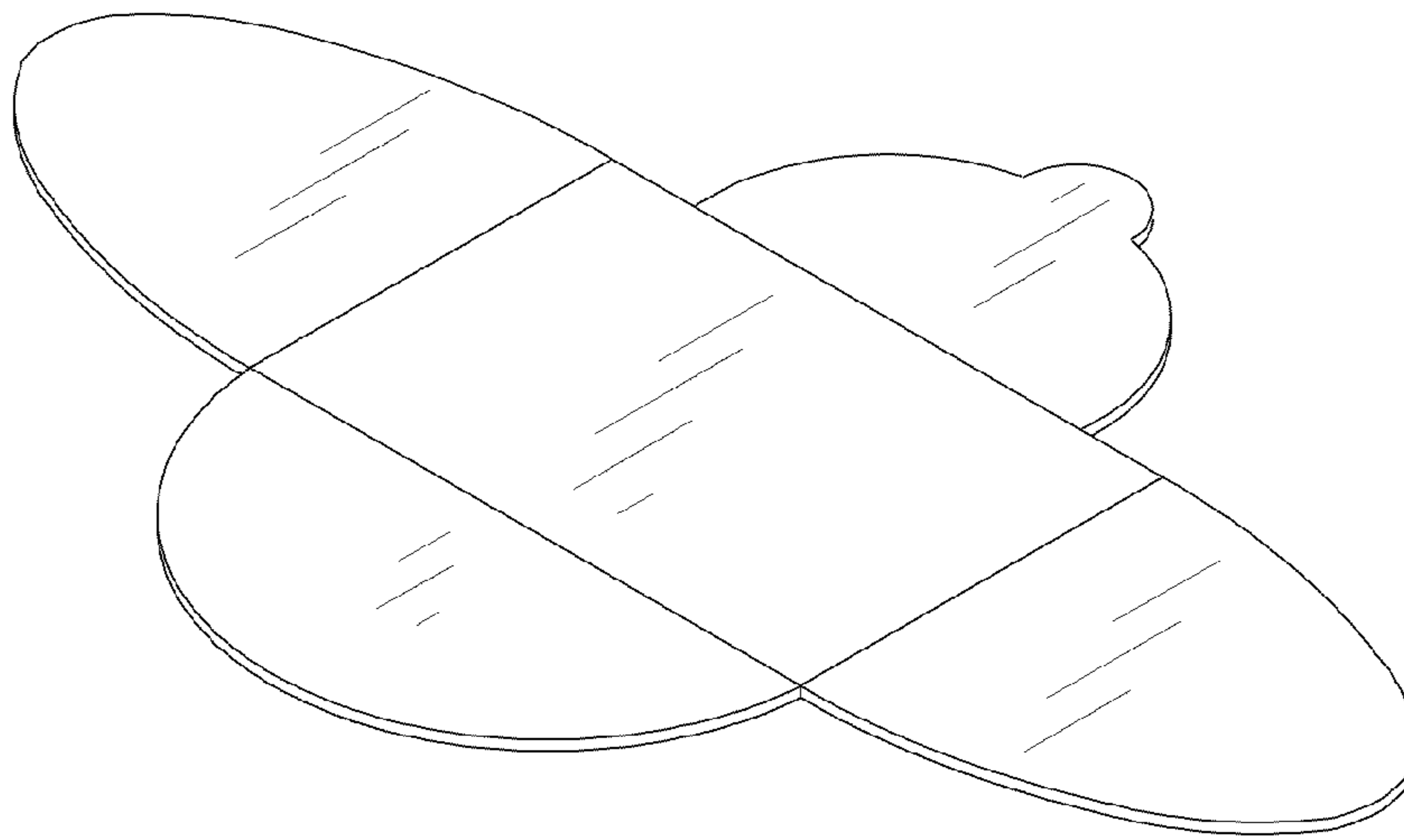


FIG. 1

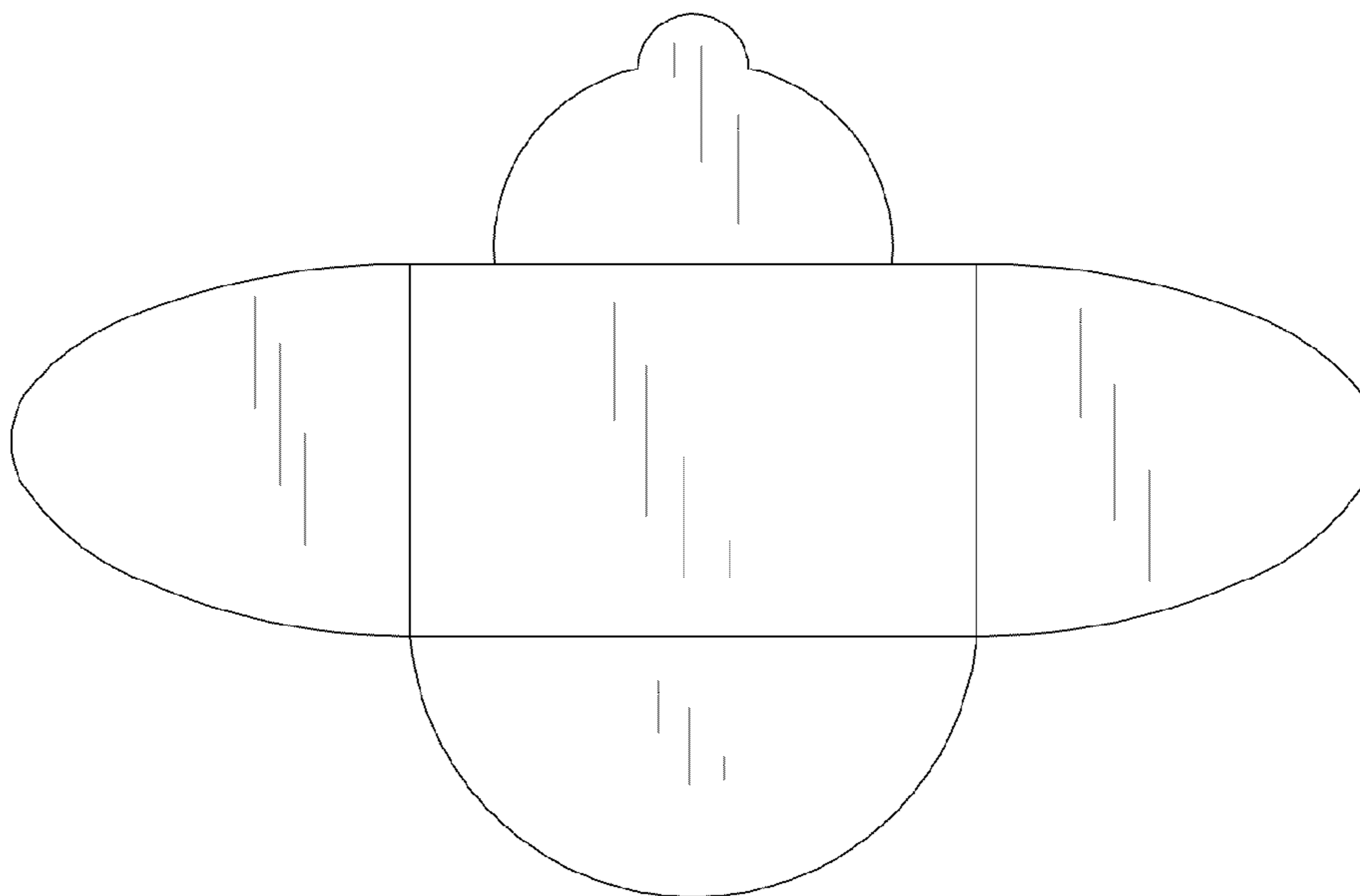


FIG. 2




FIG. 6

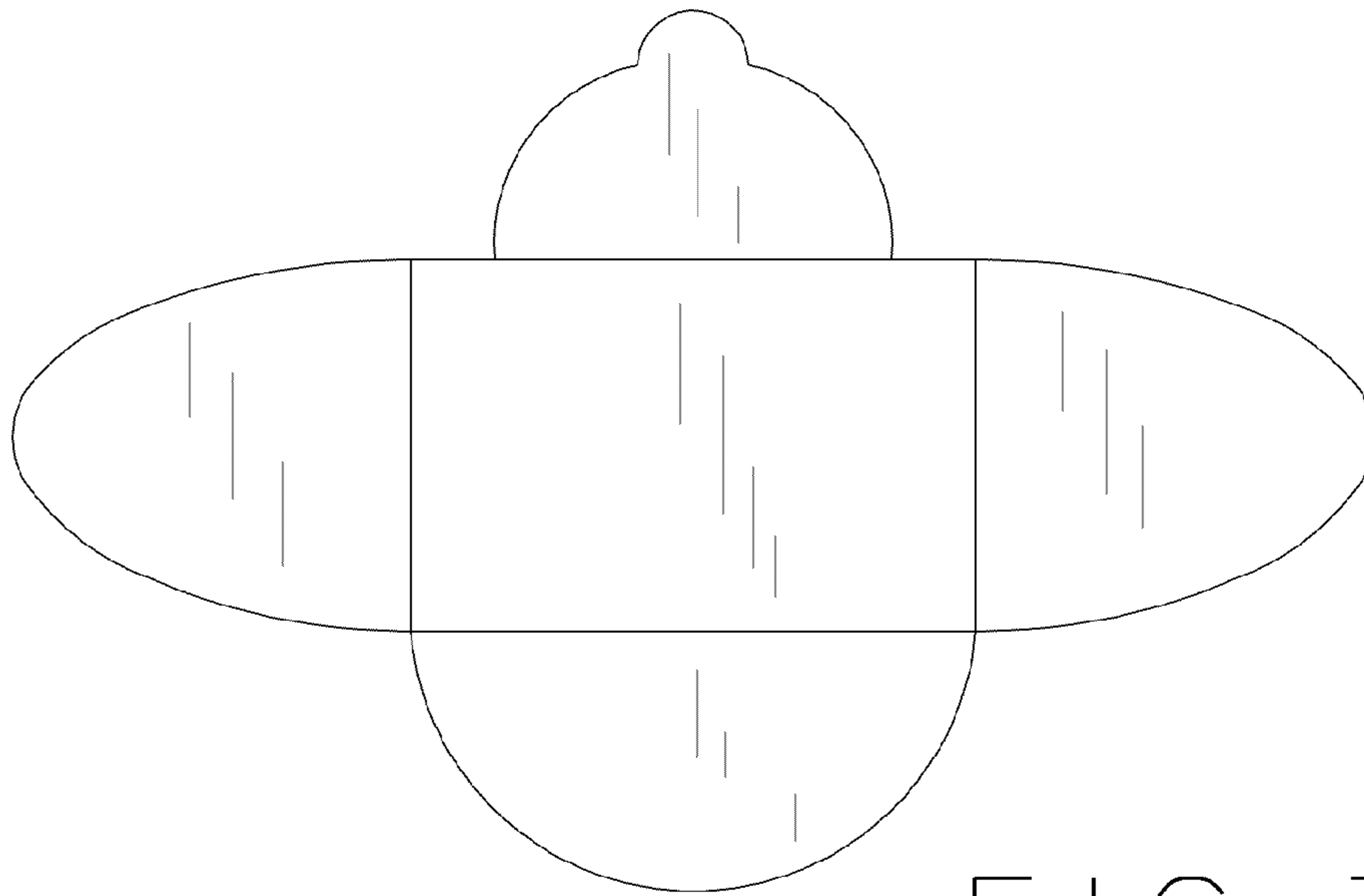


FIG. 3



FIG. 4



FIG. 5




FIG. 7

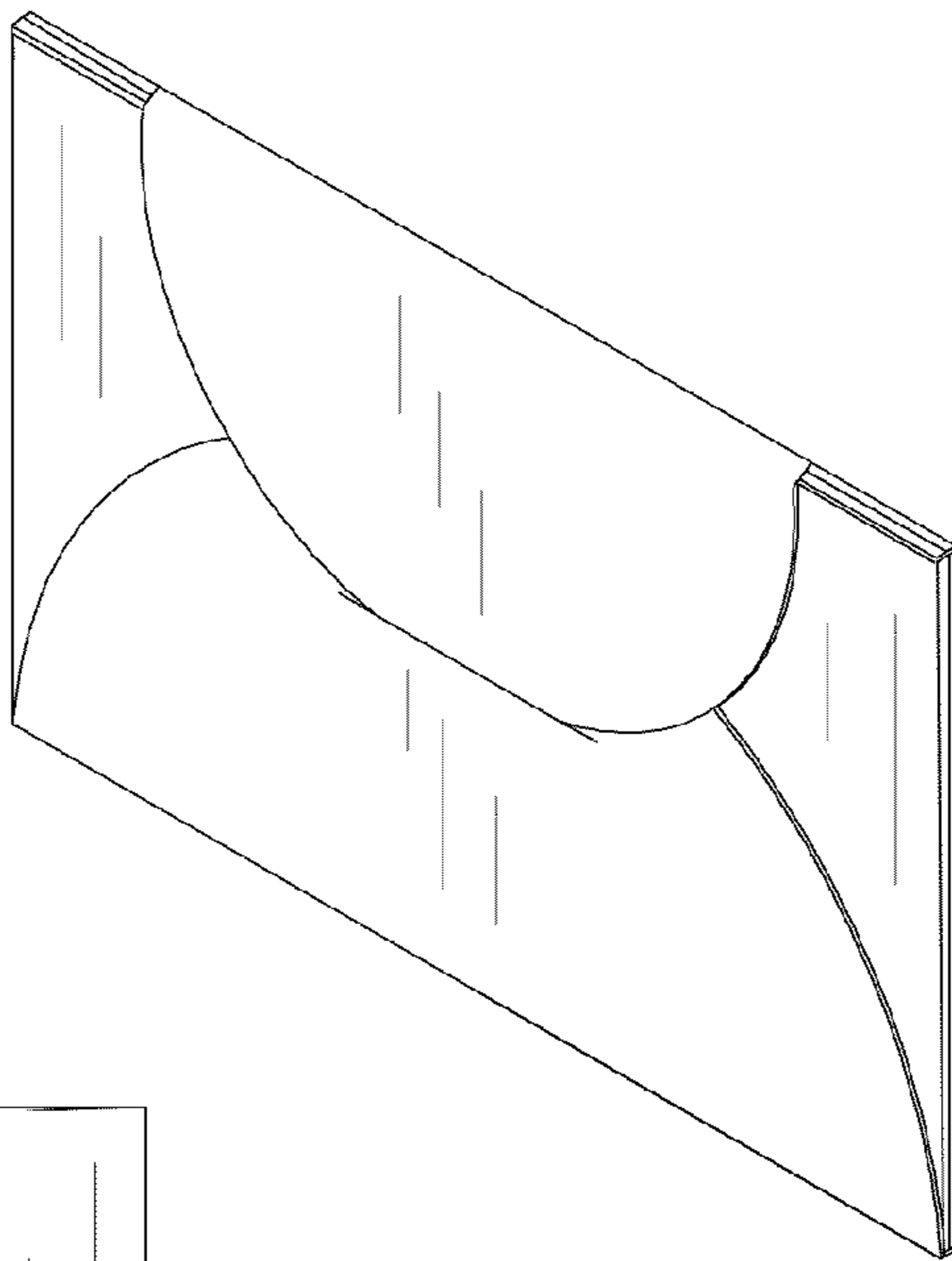


FIG. 8

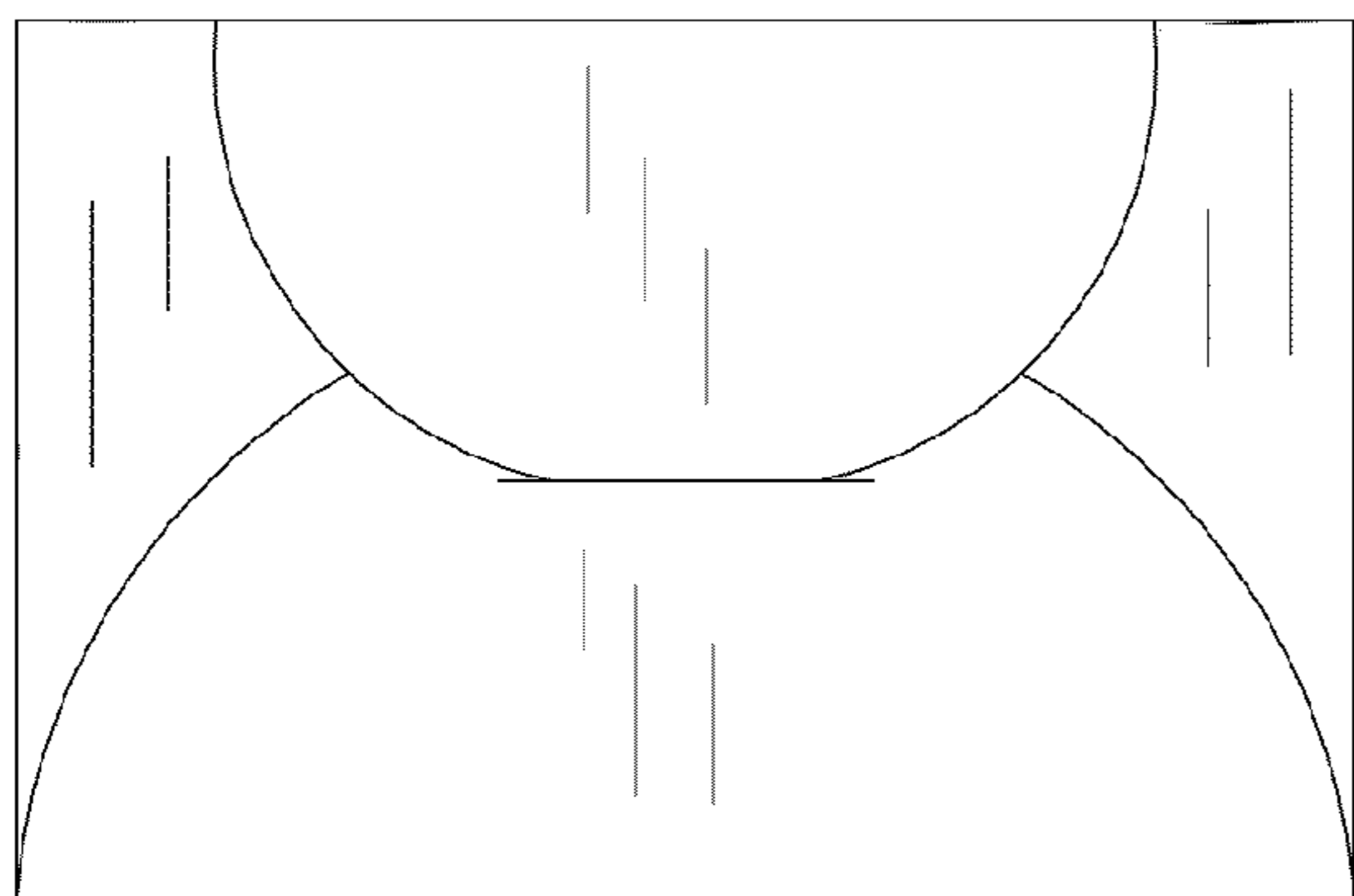


FIG. 9

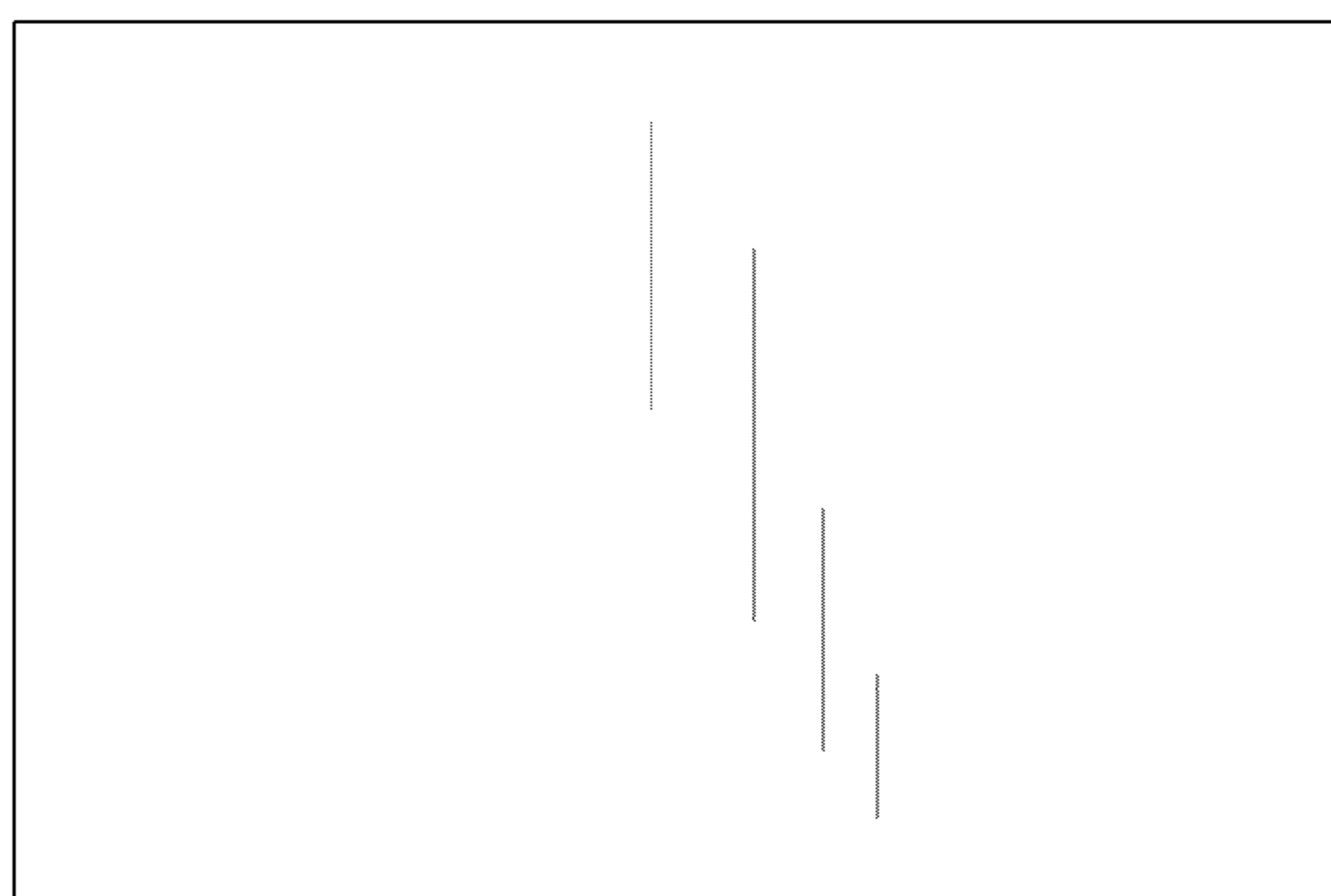


FIG. 10



FIG. 11



FIG. 12




FIG. 13




FIG. 14