



US00D728682S

(12) **United States Design Patent**  
**Owens**

(10) **Patent No.:** **US D728,682 S**

(45) **Date of Patent:** **\*\* \*May 5, 2015**

(54) **STATIONARY WITH RAISED SEVEN CUT PANEL**

(71) Applicant: **Jane Owens**, Carlsbad, CA (US)

(72) Inventor: **Jane Owens**, Carlsbad, CA (US)

(\* ) Notice: This patent is subject to a terminal disclaimer.

(\*\*) Term: **14 Years**

(21) Appl. No.: **29/464,075**

(22) Filed: **Aug. 12, 2013**

(51) **LOC (10) Cl.** ..... **19-01**

(52) **U.S. Cl.**  
USPC ..... **D19/1**

(58) **Field of Classification Search**  
USPC ..... D19/1-12, 20-34; 40/124.01-124.15, 40/672, 661, 726, 776, 617; 283/72, 283/74-75, 103, 105, 106; 206/449, 213, 206/308.3; D20/10, 22, 27, 40, 42; 229/72, 229/92, 92.1, 300-303, 81; D9/707, 709; 383/103, 51, 40, 87  
See application file for complete search history.

(56) **References Cited**

**U.S. PATENT DOCUMENTS**

5,160,267 A \* 11/1992 Drake ..... 434/349  
D338,913 S \* 8/1993 Moya, Jr. .... D19/3

D342,445 S \* 12/1993 Brewer ..... D19/3  
D508,772 S \* 8/2005 Gilson et al. .... D3/271.1  
D625,757 S \* 10/2010 Schluger ..... D19/3  
D661,349 S \* 6/2012 Picard ..... D19/3  
D666,001 S \* 8/2012 Phillips et al. .... D3/303  
D685,843 S \* 7/2013 Glass et al. .... D19/3

\* cited by examiner

*Primary Examiner* — Caron D Veynar

*Assistant Examiner* — Abraham Bahta

(74) *Attorney, Agent, or Firm* — Gary L. Eastman, Esq.

(57) **CLAIM**

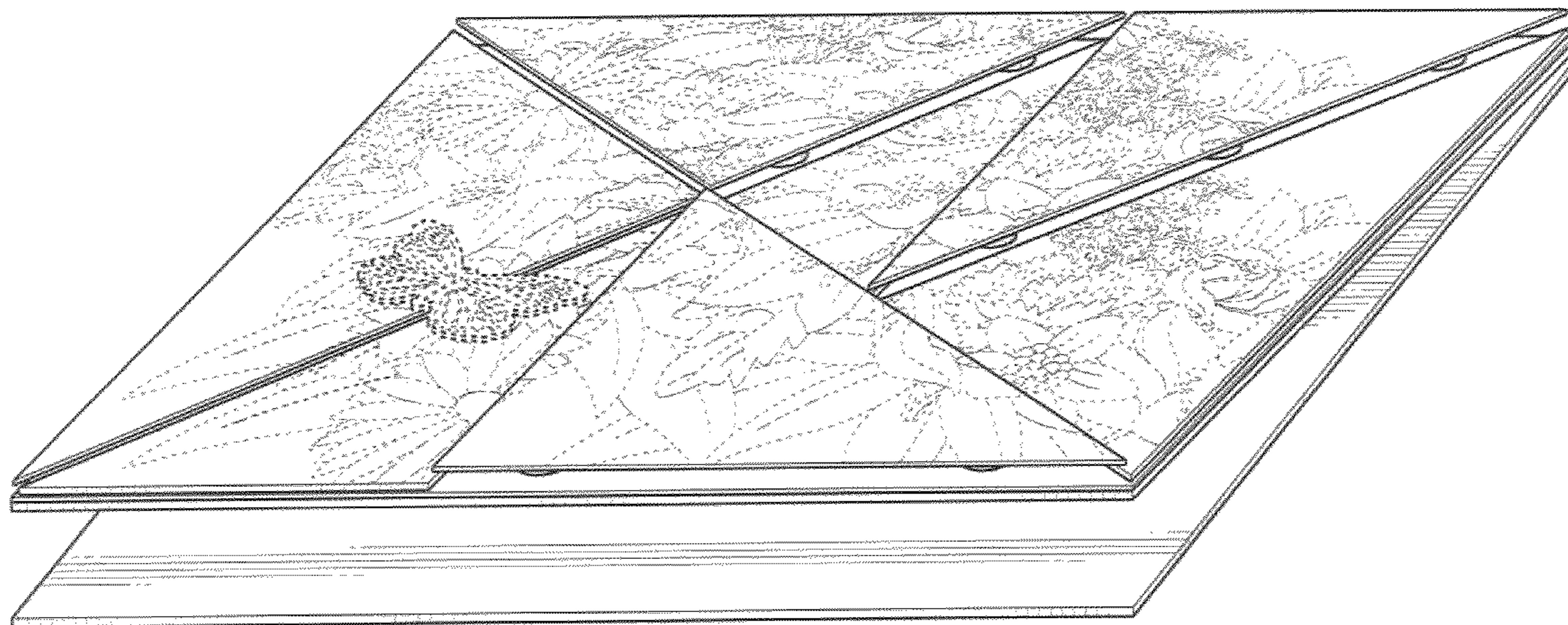
The ornamental design for stationary with raised seven cut panel, as shown and described.

**DESCRIPTION**

FIG. 1 is a top perspective view of the stationary with raised seven cut panel showing my new design;  
FIG. 2 is a front view of the stationary;  
FIG. 3 is a back view of the stationary;  
FIG. 4 is a bottom view of the stationary;  
FIG. 5 is a top view of the stationary;  
FIG. 6 is a left side view of the stationary; and,  
FIG. 7 is a right side view of the stationary.

The broken line showing of the surface treatment is included for the purpose of illustrating portions of the “stationary with raised seven cut panel” and forms no part of the claimed design.

**1 Claim, 4 Drawing Sheets**



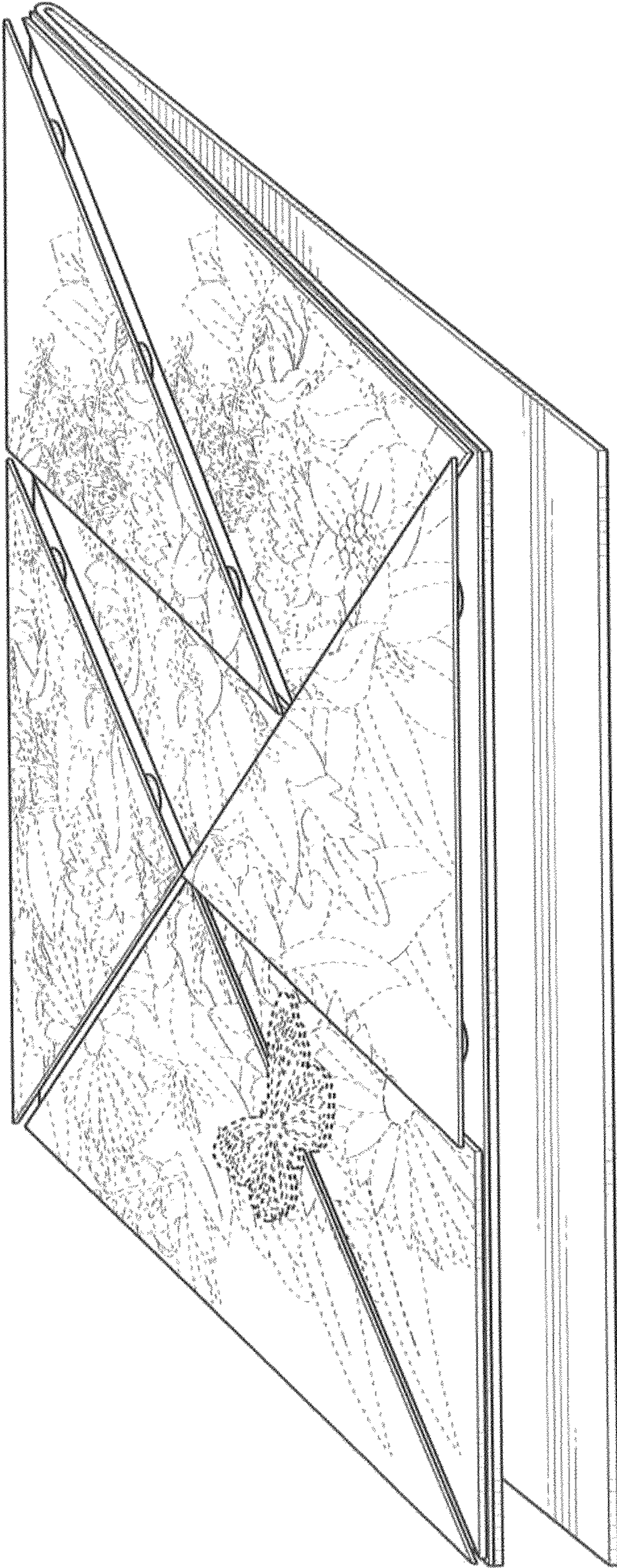


FIG. 1





FIG. 2



**FIG. 3**



FIG. 4



FIG. 5




FIG. 6



FIG. 7