

US00D728672S

(12) **United States Design Patent**  
**Campling**

(10) **Patent No.:** **US D728,672 S**

(45) **Date of Patent:** **\*\* May 5, 2015**

(54) **CAPO**  
(75) Inventor: **Nicholas John Campling**, Peterborough  
(GB)  
(73) Assignee: **C7th Limited**, Peterborough,  
Cambridgeshire (GB)

D372,259 S \* 7/1996 Kyser ..... D17/21  
D378,825 S \* 4/1997 Dunlop ..... D17/20  
5,623,110 A 4/1997 Høglund et al.  
5,792,969 A 8/1998 Shubb et al.  
6,008,441 A 12/1999 Steinberger  
D446,540 S \* 8/2001 Elliott ..... D17/20  
6,410,832 B1 \* 6/2002 Sterner ..... 84/318  
6,459,025 B1 10/2002 D'Addario

(Continued)

(\*\*) Term: **14 Years**

FOREIGN PATENT DOCUMENTS

(21) Appl. No.: **29/381,838**

EP 1143408 A2 10/2001  
WO 9849669 A1 11/1998

(22) Filed: **Dec. 23, 2010**

(51) **LOC (10) Cl.** ..... **17-03**

(52) **U.S. Cl.**  
USPC ..... **D17/20**

(58) **Field of Classification Search**  
CPC ..... G10D 3/04; G10D 3/043; G10D 3/046  
USPC ..... D17/20, 21, 99; 84/214, 314 R, 317,  
84/318, 453, 455

See application file for complete search history.

OTHER PUBLICATIONS

Sterner—"Capos attached from the side With spring", [http://web.telia.com/~u86505074/capomuseum/Side/Spring/side\\_spr.htm](http://web.telia.com/~u86505074/capomuseum/Side/Spring/side_spr.htm).—  
Nov. 30, 2006, 6 pages.

(Continued)

(56) **References Cited**

U.S. PATENT DOCUMENTS

360,612 A 4/1887 Morstatt  
432,165 A 7/1890 McKeever  
468,193 A 2/1892 Dahlman et al.  
3,329,055 A \* 7/1967 Milliken ..... 84/318  
3,933,073 A 1/1976 Hutchins  
4,104,947 A 8/1978 Oster  
4,143,576 A 3/1979 Nichols et al.  
4,149,443 A 4/1979 Bringe  
4,250,790 A 2/1981 Shubb et al.  
4,270,432 A 6/1981 Wilkerson  
4,324,165 A 4/1982 Wilkerson  
D270,918 S \* 10/1983 Williamson et al. .... D17/20  
D281,508 S \* 11/1985 McKinney, III ..... D17/20  
4,583,440 A 4/1986 Powell, Jr.  
5,117,723 A 6/1992 Veenschoten  
5,431,080 A 7/1995 Wiesenthal  
D365,118 S \* 12/1995 Kyser ..... D17/20  
5,492,045 A 2/1996 Roblee

Primary Examiner — Ian Simmons

Assistant Examiner — Carissa C Fitts

(74) Attorney, Agent, or Firm — Brooks Kushman P.C.


(57) **CLAIM**

The ornamental design for a capo, as shown and described.

**DESCRIPTION**

FIG. 1 is a perspective view of a capo showing my new design;  
FIG. 2 is a left side elevational view thereof;  
FIG. 3 is a front elevational view thereof,  
FIG. 4 is a rear elevational view thereof;  
FIG. 5 is a top plan view thereof; and,  
FIG. 6 is a bottom plan view of the present invention.  
The broken lines represent unclaimed portions of the design and form no part of the claimed design.

**1 Claim, 4 Drawing Sheets**



(56)

**References Cited**

U.S. PATENT DOCUMENTS

6,528,711	B1	3/2003	Paige	
6,635,813	B2	10/2003	Campling	
6,835,880	B1	12/2004	Silva	
6,965,067	B2	11/2005	Kondo	
D521,048	S *	5/2006	Steinberger	D17/20
D573,629	S *	7/2008	Steinberger	D17/20
D574,416	S *	8/2008	Small et al.	D17/20
D585,479	S	1/2009	Campling	
2004/0261600	A1	12/2004	Silva	
2005/0087056	A1	4/2005	Zager, Jr. et al.	
2005/0098019	A1	5/2005	Tran	
2008/0168882	A1	7/2008	Campling	
2010/0154616	A1	6/2010	Campling	

OTHER PUBLICATIONS

Sterner—"Capos attached from the side With spring", [http://web.telia.com/~u86505074/capomuseum/Side/Spring/side\\_spr.htm](http://web.telia.com/~u86505074/capomuseum/Side/Spring/side_spr.htm).—  
Nov. 4, 2009, 7 pages.  
Picture G7th Performance Capo; available on or before Sep. 13, 2010.  
Picture G7th Nashville Capo.; available on or before Sep. 13, 2010.  
Picture Keyser Capo; available on or before Sep. 13, 2010.  
Picture Victor Capo; available on or before Sep. 13, 2010.  
Picture Dunlop C Clamp Capo; available on or before Sep. 13, 2010.  
Picture Dunlop Capo; available on or before Sep. 13, 2010.

G7th The Capo Company, Printed Mar. 6, 2014 from Web.Archive.Org., which indicates date available as Dec. 9, 2009, <http://web.archive.org/web/2009120900351/http://www.g7th.com>, 1 Page.  
G7th Performance Capo, Printed Mar. 6, 2014 from Web.Archive.Org., which indicates date available as Dec. 9, 2009, <http://web.archive.org/web/20091209224336/http://www.g7th.com/capos/performance>, 1 Page.  
G7th Nashville Capo, Printed Mar. 6, 2014 from Web.Archive.Org., which indicates date available as Dec. 8, 2009, <http://web.archive.org/web/20091208082833/http://www.g7th.com/capos/nashville>, 1 Page.  
G7th Special Edition Capos, Printed Mar. 6, 2014 from Web.Archive.Org., which indicates date available as Dec. 10, 2009, <http://web.archive.org/web/20091210023949/http://www.g7th.com/capos/special-editions>, 1 Page.  
G7th Special Edition Celtic Capo, Printed Mar. 6, 2014 from Web.Archive.Org., which indicates date available as Dec. 9, 2009, [http://web.archive.org/web/20091209091714/http://www.g7th.com/capos/special-editions/c . . .](http://web.archive.org/web/20091209091714/http://www.g7th.com/capos/special-editions/c...), 1 Page.  
G7th Limited Edition Gold & Black Capos, Printed Mar. 6, 2014 from Web.Archive.Org., which indicates date available as Dec. 5, 2009, [http://web.archive.org/web/20091205155255/http://www.g7th.com/capos/special-editions/g . . .](http://web.archive.org/web/20091205155255/http://www.g7th.com/capos/special-editions/g...), 1 Page.  
Intellectual Property Office—Find designs—Register Entry for Design No. 2097208, Date of Application Nov. 8, 2000, <http://www.ipo.gov.uk/types/design/d-os/d-find/d-find-number>, Dec. 17, 2010, 3 Pages.  
Certificate of Registration of Design, Registration No. 2097208, Date of Registration Nov. 8, 2000, 9 Pages.

\* cited by examiner




FIG. 1

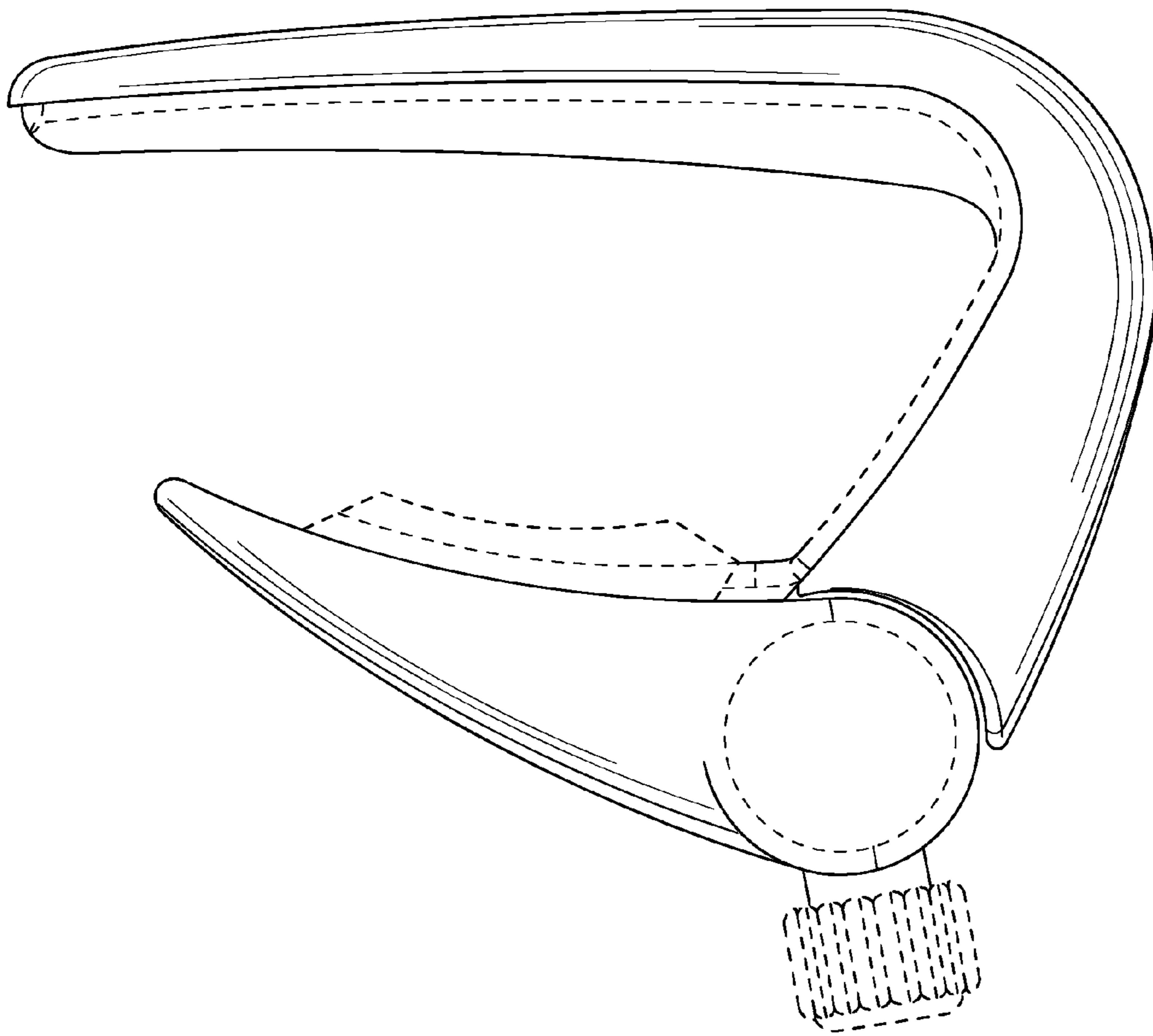


FIG. 2

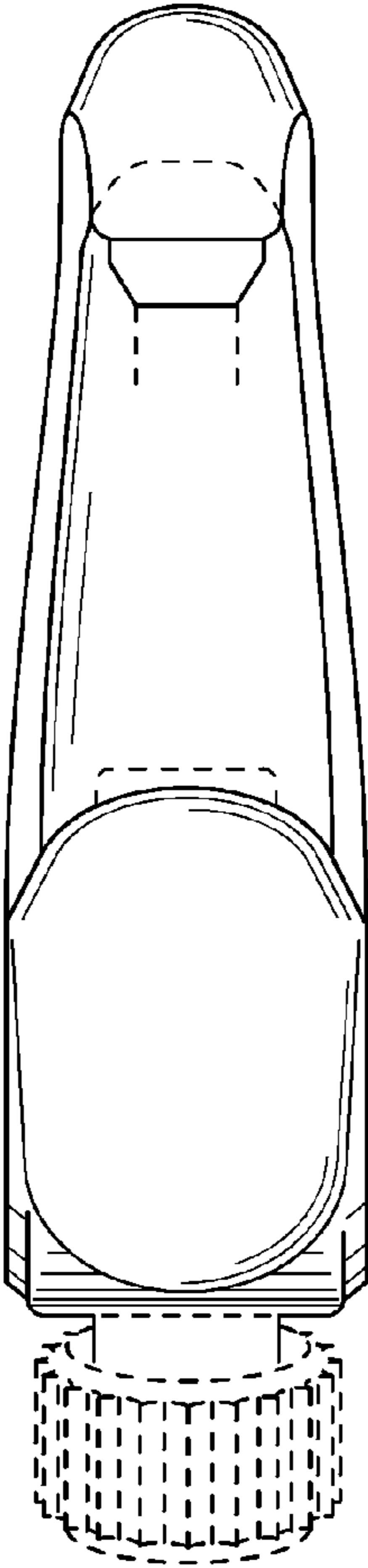


FIG. 3




FIG. 4




FIG. 5




FIG. 6