



US00D728667S

(12) **United States Design Patent**  
**Chen**

(10) **Patent No.:** **US D728,667 S**

(45) **Date of Patent:** **\*\* May 5, 2015**

(54) **SPECTACLES FRAME**

(71) Applicant: **Chun-Nan Chen**, Tainan (TW)

(72) Inventor: **Chun-Nan Chen**, Tainan (TW)

(\*\*) Term: **14 Years**

(21) Appl. No.: **29/508,145**

(22) Filed: **Nov. 4, 2014**

(51) **LOC (10) Cl.** ..... **16-06**

(52) **U.S. Cl.**  
USPC ..... **D16/315**

(58) **Field of Classification Search**  
CPC ..... G02C 2200/08; G02C 1/06  
USPC ..... D16/101, 300-342, 900; D29/109-110;  
351/41, 44, 51-52, 62, 158, 92,  
351/103-123, 140-153, 63, 59, 45-46;  
2/426-432, 447-449, 441, 434-437,  
2/13, 15; D21/483, 659-661; D14/372  
See application file for complete search history.

(56) **References Cited**

**U.S. PATENT DOCUMENTS**

D529,066 S *	9/2006	Matera	.....	D16/315
D556,240 S *	11/2007	Fuchs	.....	D16/314
D607,483 S *	1/2010	Yang	.....	D16/315
D631,906 S *	2/2011	Chen	.....	D16/315
D631,907 S *	2/2011	Chen	.....	D16/315

D654,529 S *	2/2012	Markovitz et al.	.....	D16/315
D667,044 S *	9/2012	Markovitz et al.	.....	D16/315
D671,591 S *	11/2012	Markovitz et al.	.....	D16/315
D674,433 S *	1/2013	Chen	.....	D16/315
D681,095 S *	4/2013	Markovitz et al.	.....	D16/315
D705,339 S *	5/2014	Yoo	.....	D16/315

\* cited by examiner

*Primary Examiner* — Raphael Barkai

(74) *Attorney, Agent, or Firm* — Alan D. Kamrath; Kamrath IP Lawfirm. P.A.

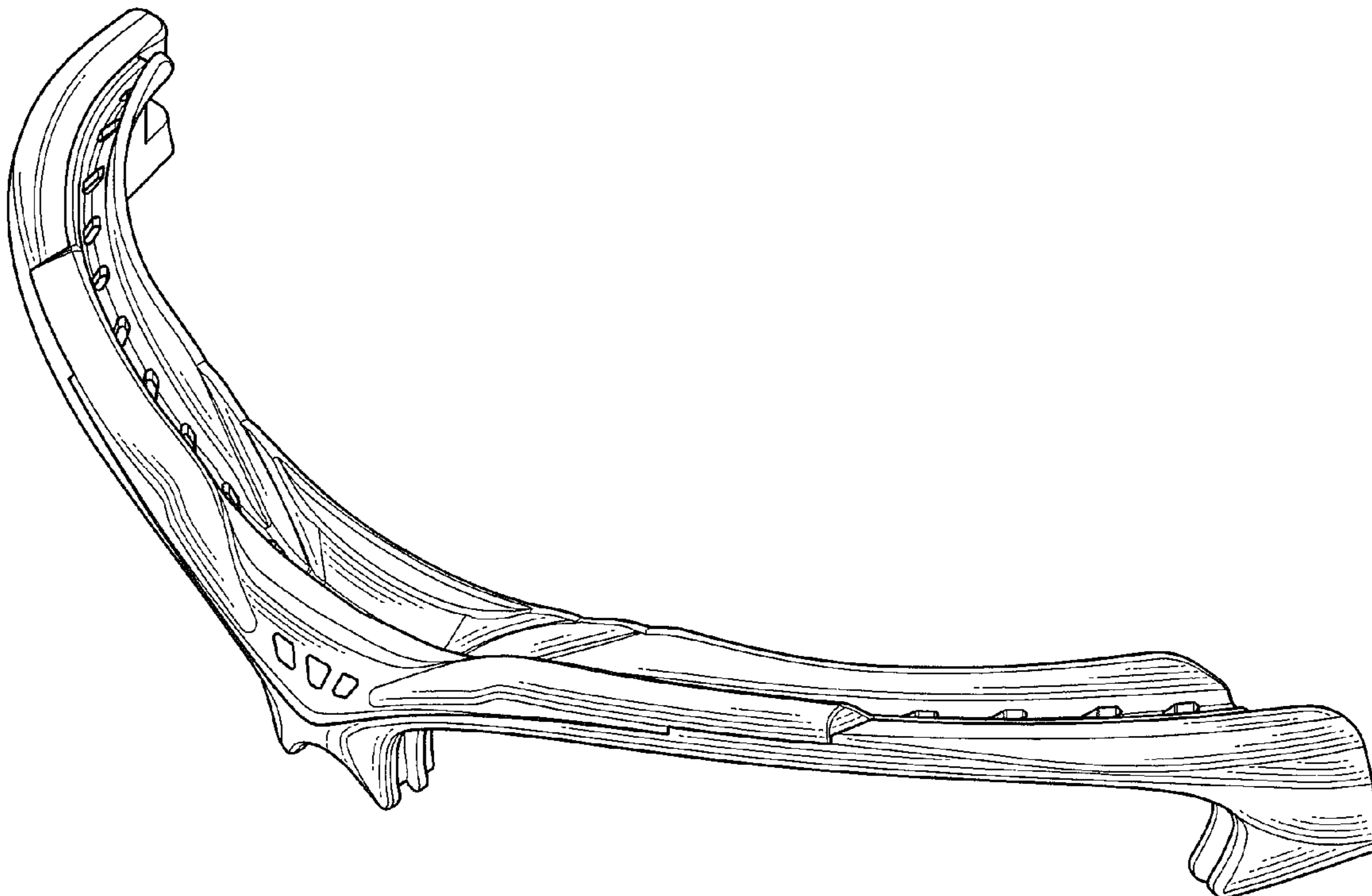
(57) **CLAIM**

The ornamental design for a spectacles frame, as shown and described.

**DESCRIPTION**

FIG. 1 is a perspective view of a spectacles frame showing my design;  
FIG. 2 is a front elevational view thereof;  
FIG. 3 is a rear elevational view thereof;  
FIG. 4 is a left side elevational view thereof;  
FIG. 5 is a right side elevational view thereof;  
FIG. 6 is a top plan view thereof;  
FIG. 7 is a bottom plan view thereof; and,  
FIG. 8 is a perspective schematic view illustrating an application of a spectacles frame showing my design. The broken lines shown in the figure are for illustrative purposes only and form no part of the claimed design.

**1 Claim, 7 Drawing Sheets**



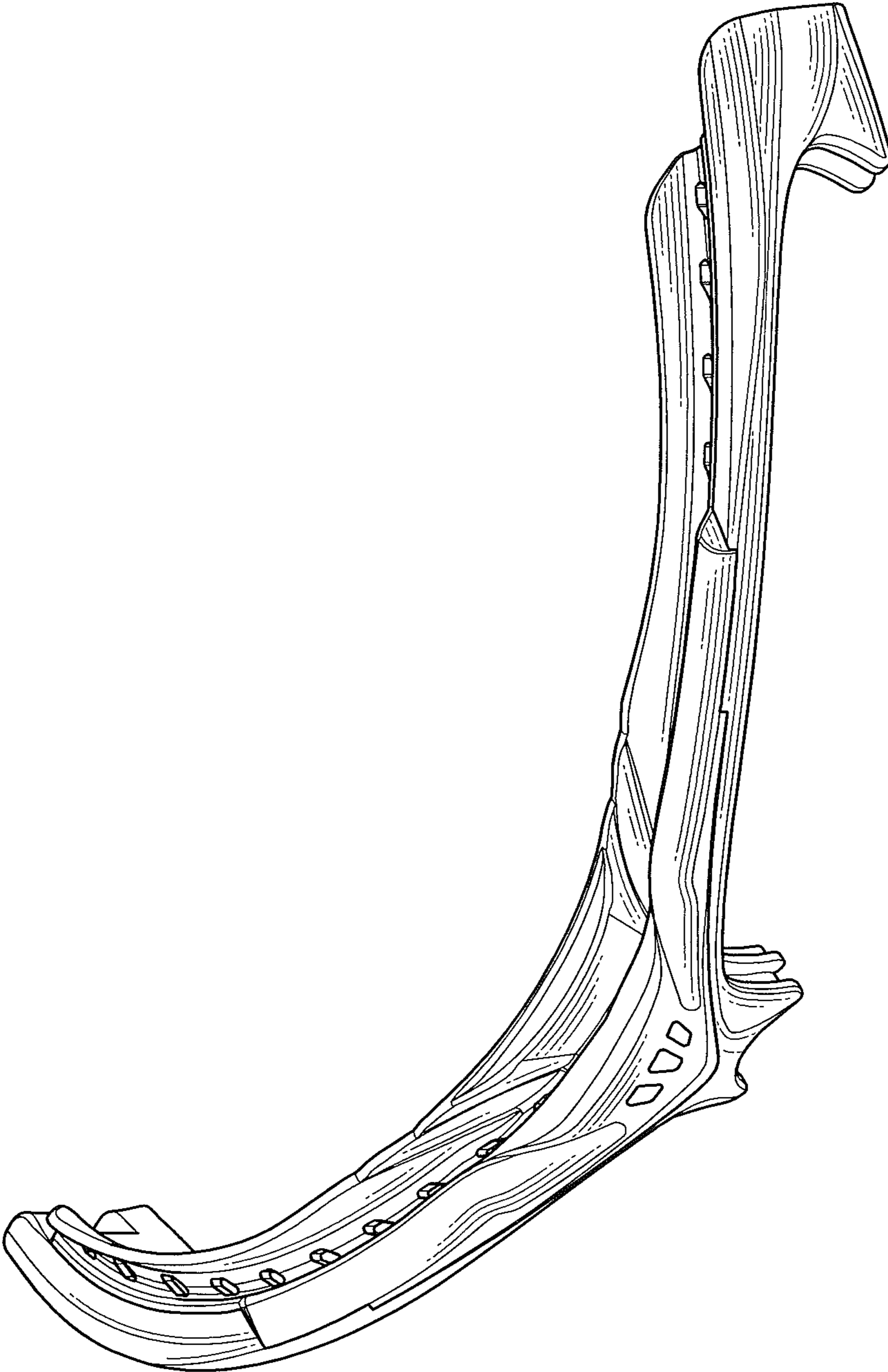


FIG. 1

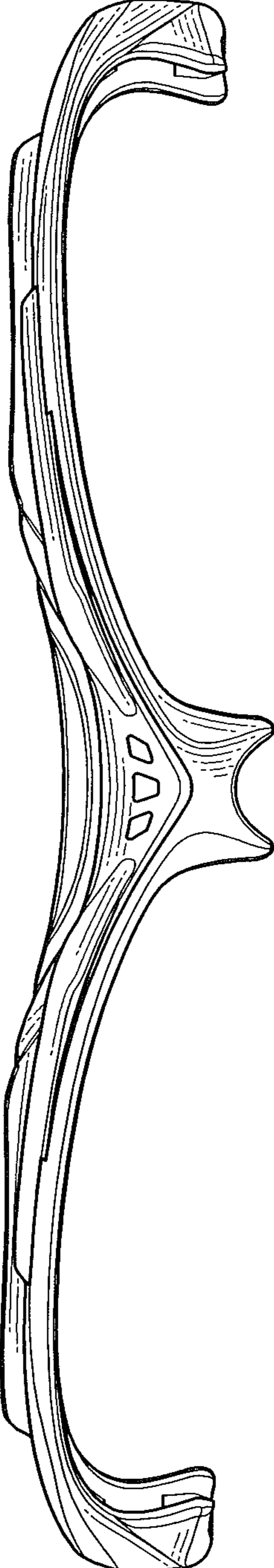


FIG. 2

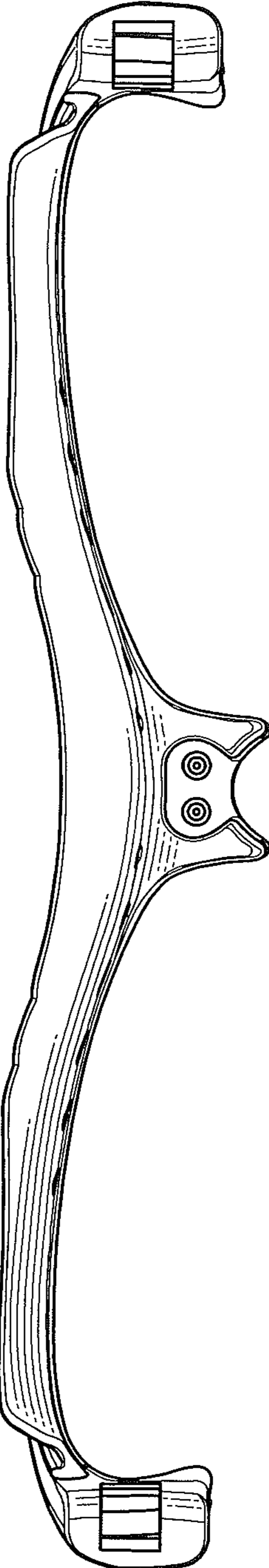


FIG. 3

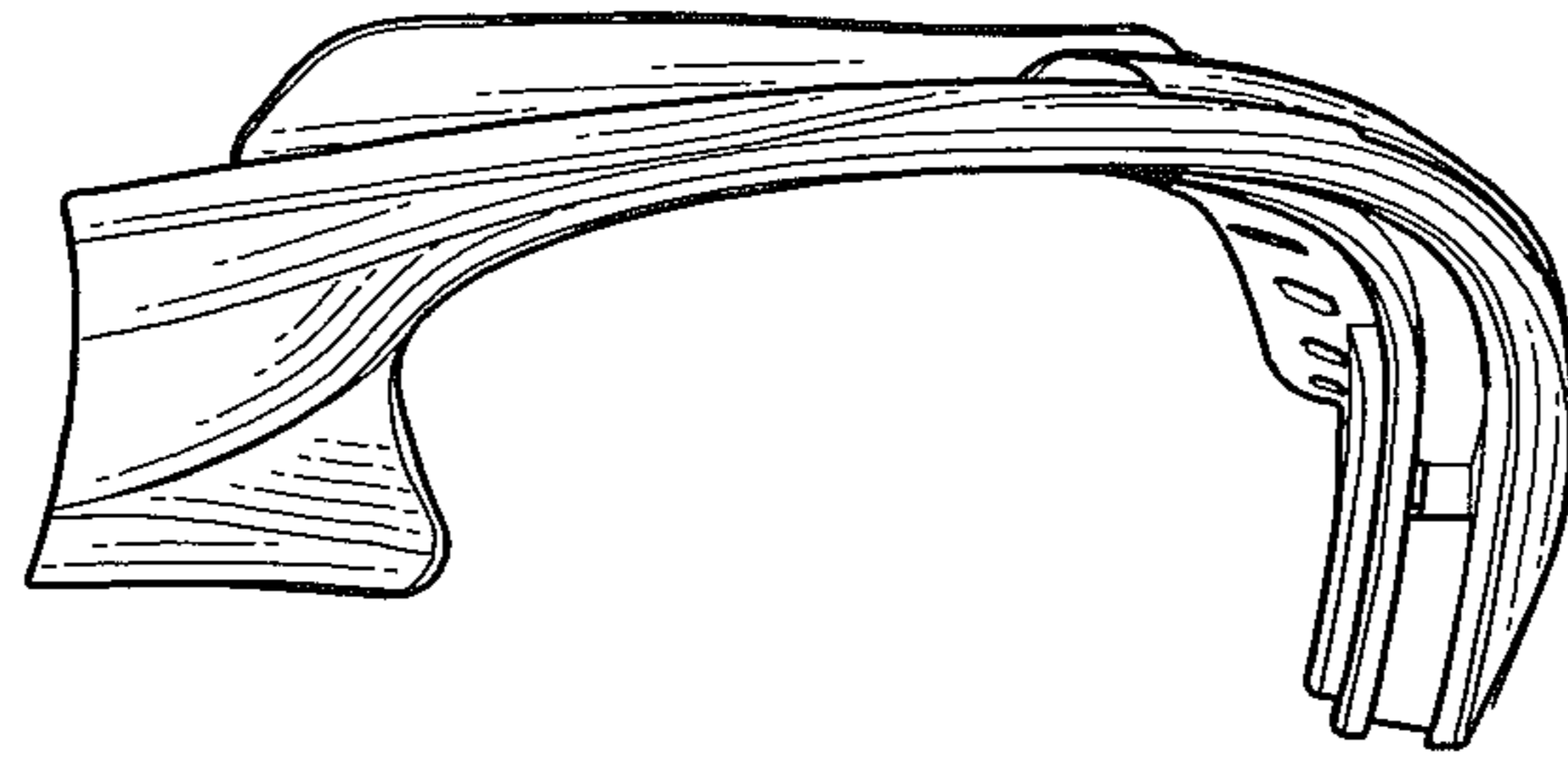


FIG. 4




FIG. 5




FIG. 6

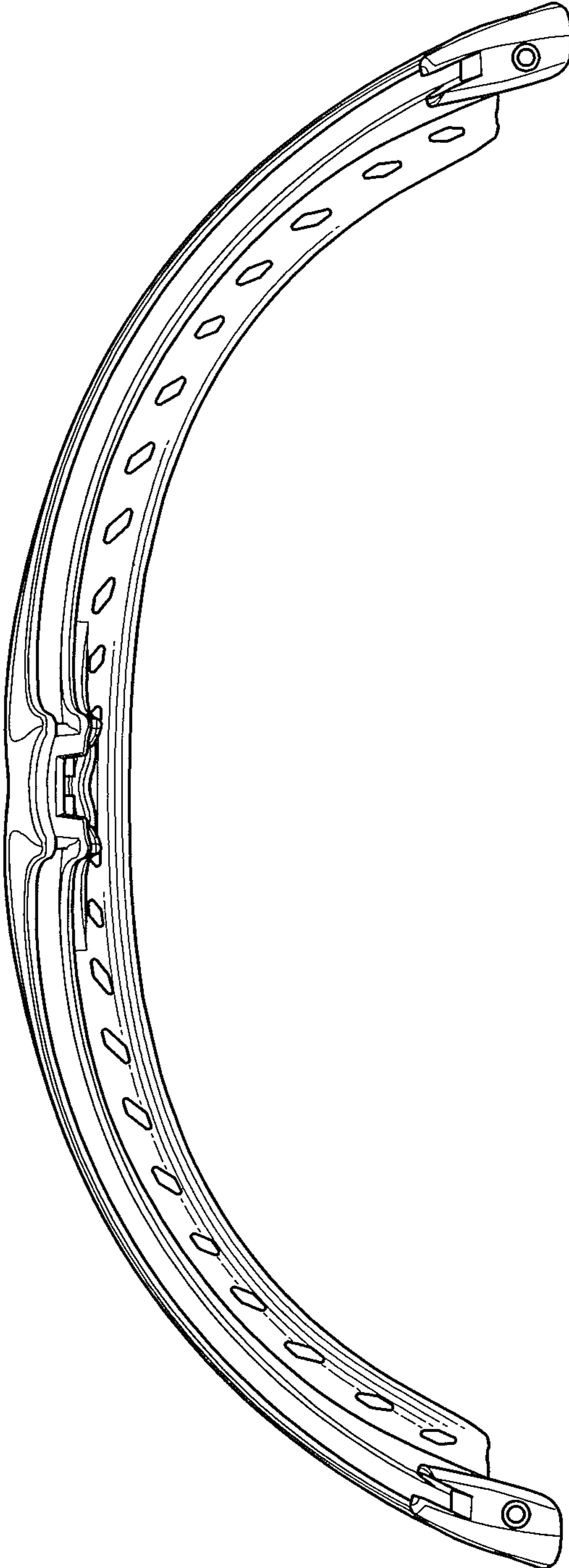


FIG. 7

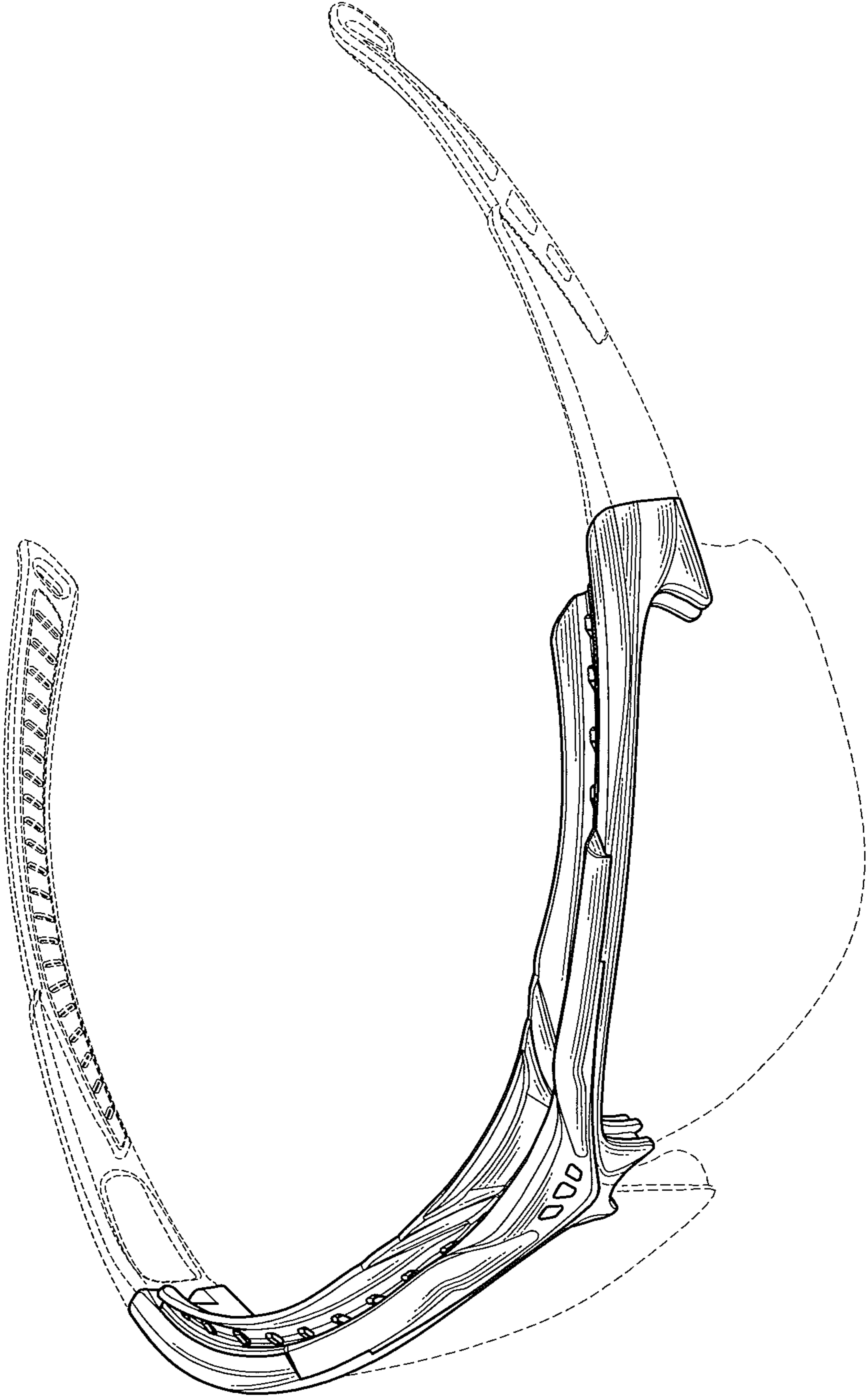


FIG. 8