



US00D728664S

(12) **United States Design Patent**
Yoo

(10) **Patent No.:** **US D728,664 S**
(45) **Date of Patent:** **** May 5, 2015**

- (54) **EYEGLASS**
- (71) Applicant: **Oakley, Inc.**, Foothill Ranch, CA (US)
- (72) Inventor: **George Yoo**, Aliso Viejo, CA (US)
- (73) Assignee: **Oakley, Inc.**, Foothill Ranch, CA (US)
- (**) Term: **14 Years**
- (21) Appl. No.: **29/444,559**
- (22) Filed: **Jan. 31, 2013**
- (51) **LOC (10) Cl.** **16-06**
- (52) **U.S. Cl.**
USPC **D16/300**
- (58) **Field of Classification Search**
USPC D16/320, 333, 332, 325, 326, 328, 321,
D16/318, 310, 309, 306, 300, 335, 334, 136,
D16/330, 336, 338, 340, 341, 339, 327, 323,
D16/303, 329, 301, 337, 342, 316, 304,
D16/311; 24/58; D29/110; 2/12, 442, 445,
2/447, 448; 351/124, 69, 41, 137, 138,
351/139, 131, 132, 136, 65, 76, 78, 79, 87,
351/88; D3/219; D20/22, 40; D24/110.2,
D24/150, 160, 172
See application file for complete search history.

D565,089 S	3/2008	Baden et al.
D572,749 S	7/2008	Yee
D573,172 S	7/2008	Bade et al.
D575,323 S	8/2008	Jannard et al.
D577,759 S	9/2008	Yee
D581,449 S	11/2008	Yee
D581,450 S	11/2008	Yee
D583,404 S	12/2008	Baden et al.
D584,335 S	1/2009	Baden et al.
D595,333 S *	6/2009	Markovitz et al. D16/326
D599,838 S	9/2009	Rohrbach
D599,839 S	9/2009	Rohrbach
D601,603 S	10/2009	Yee
D604,757 S	11/2009	Yee
D604,758 S	11/2009	Rohrbach et al.
D604,759 S	11/2009	Rohrbach et al.
D607,040 S	12/2009	Rohrbach
D610,604 S	2/2010	Thixton
D615,580 S	5/2010	Baden et al.
D620,970 S	8/2010	Thixton
7,954,942 B2	6/2011	Calilung et al.

(Continued)

Primary Examiner — Robert M Spear
Assistant Examiner — Eliza Bennett-Hattan
(74) *Attorney, Agent, or Firm* — Knobbe Martens Olson & Bear, LLP


(57) **CLAIM**
The ornamental design for an eyeglass, as shown and described.

- (56) **References Cited**
U.S. PATENT DOCUMENTS
D543,572 S * 5/2007 Yee et al. D16/315
D547,793 S 7/2007 Baden et al.
D547,794 S 7/2007 Jannard et al.
D548,269 S 8/2007 Baden et al.
D550,757 S * 9/2007 Li D16/326
D556,246 S 11/2007 Yee
D556,818 S 12/2007 Jannard et al.
D558,816 S 1/2008 Yee
D561,810 S * 2/2008 Fox et al. D16/325
D561,812 S 2/2008 Fox et al.
D561,813 S 2/2008 Baden et al.
D564,572 S 3/2008 Yee et al.

DESCRIPTION

FIG. 1 is a front perspective view of an eyeglass showing my new design;
FIG. 2 is a front elevational view thereof;
FIG. 3 is a rear elevational view thereof;
FIG. 4 is a left side elevational view thereof, the right side elevational view being a mirror image thereof;
FIG. 5 is a top plan view thereof; and,
FIG. 6 is a bottom plan view thereof.
The broken lines in the Figures show portions of the eyeglass which form no part of the claimed design.

1 Claim, 4 Drawing Sheets



US D728,664 S

Page 2

(56)

References Cited

U.S. PATENT DOCUMENTS

D648,771 S * 11/2011 Rohrbach D16/326
D650,825 S 12/2011 Yee et al.
D652,442 S 1/2012 Yee et al.
D659,181 S 5/2012 Moritz

D661,339 S * 6/2012 Thixton et al. D16/321
D676,479 S * 2/2013 Yoo D16/326
D689,118 S * 9/2013 Koh et al. D16/325
D692,047 S * 10/2013 Shin D16/325
D707,284 S * 6/2014 Yoo D16/335

* cited by examiner

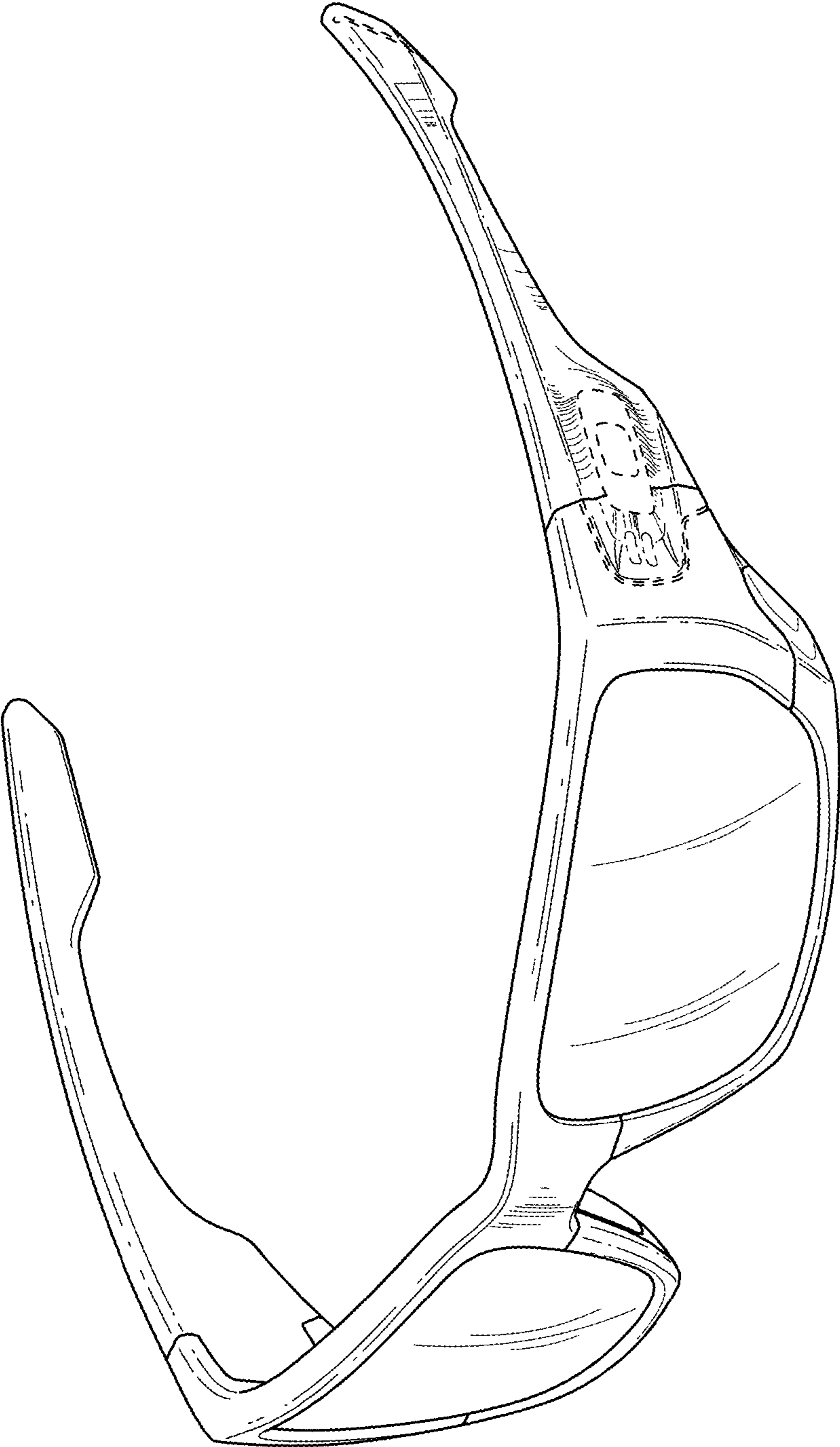


FIG. 1

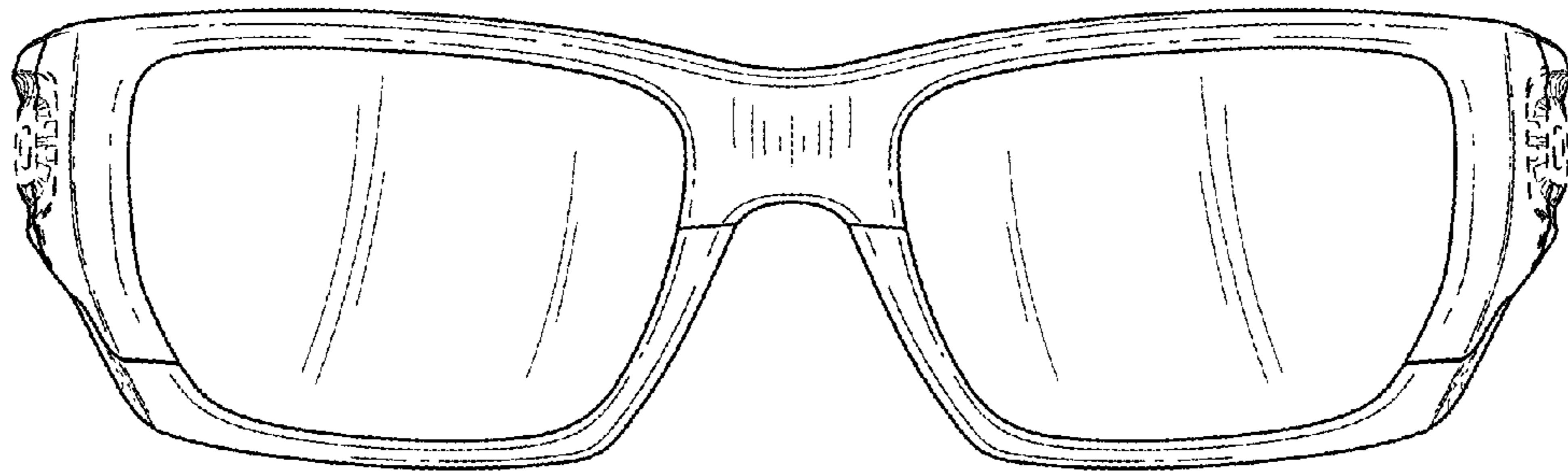


FIG. 2

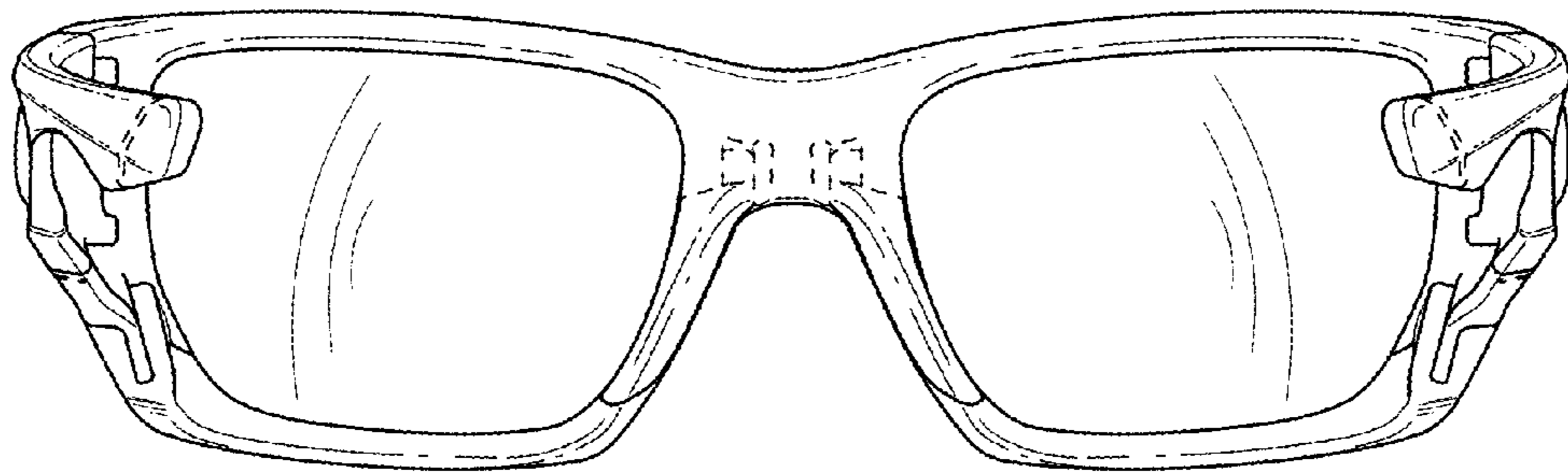


FIG. 3

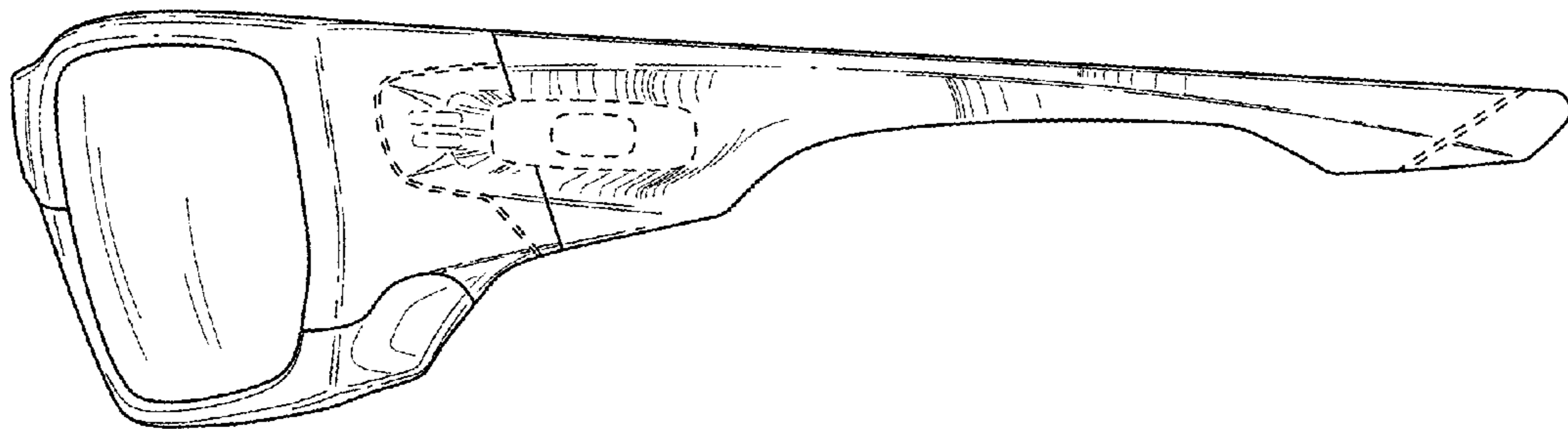


FIG. 4

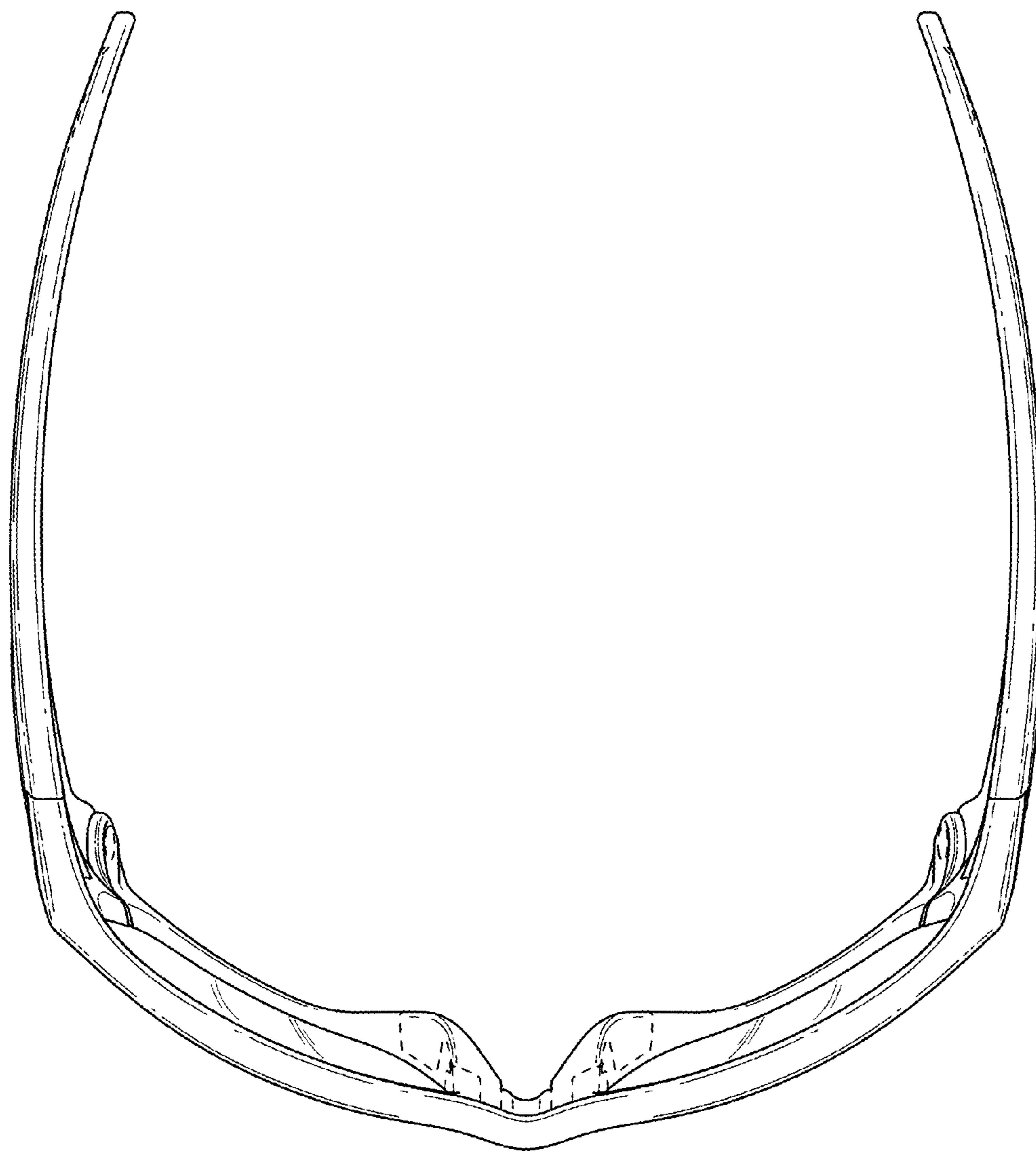


FIG. 5




FIG. 6