

US00D728645S

(12) **United States Design Patent**
Ferguson et al.

(10) **Patent No.:** **US D728,645 S**
(45) **Date of Patent:** **** May 5, 2015**

(54) **ICE PACK**

(71) Applicant: **Cool Gear International, LLC,**
Plymouth, MA (US)

(72) Inventors: **Deirdre Ferguson,** Attleboro, MA (US);
Donna Roth, Duxbury, MA (US)

(73) Assignee: **Cool Gear International, LLC,**
Plymouth, MA (US)

(**) Term: **14 Years**

(21) Appl. No.: **29/462,047**

(22) Filed: **Jul. 30, 2013**

(51) **LOC (10) Cl.** **15-07**

(52) **U.S. Cl.**
USPC **D15/90**

(58) **Field of Classification Search**
USPC D15/90; D1/101–105; D7/671–672,
D7/605–608; 62/125, 247.1–247.9
See application file for complete search history.

(56) **References Cited**

U.S. PATENT DOCUMENTS

| | | | | |
|---------------|--------|----------|-------|--------|
| D92,987 S * | 8/1934 | Thomas | | D1/103 |
| 1,987,945 A * | 1/1935 | Schnaler | | 249/92 |
| D102,639 S * | 1/1937 | Olin | | D1/103 |
| D121,133 S * | 6/1940 | Thomas | | D1/103 |

| | | | | |
|--------------|--------|-----------------|-------|--------|
| D154,998 S * | 8/1949 | Elwell | | D1/103 |
| D166,293 S * | 4/1952 | Baier | | D1/103 |
| D207,820 S * | 5/1967 | Betschart | | D1/103 |
| D367,068 S * | 2/1996 | Green | | D15/90 |
| D446,226 S * | 8/2001 | Heredia | | D15/90 |
| D473,572 S * | 4/2003 | Linberg et al. | | D15/90 |
| D537,850 S * | 3/2007 | Moore et al. | | D15/90 |
| D537,851 S * | 3/2007 | Mount | | D15/90 |
| D538,309 S * | 3/2007 | Mount | | D15/90 |
| D690,169 S * | 9/2013 | Zorovich et al. | | D7/672 |
| D700,636 S * | 3/2014 | Maggioni | | D15/90 |
| D700,637 S * | 3/2014 | Maggioni | | D15/90 |
| D706,842 S * | 6/2014 | Maggioni | | D15/90 |

* cited by examiner

Primary Examiner — Mitchell Siegel

(74) *Attorney, Agent, or Firm* — Mintz Levin Cohn Ferris
Glovsky and Popeo, P.C.; Richard B. Emmons

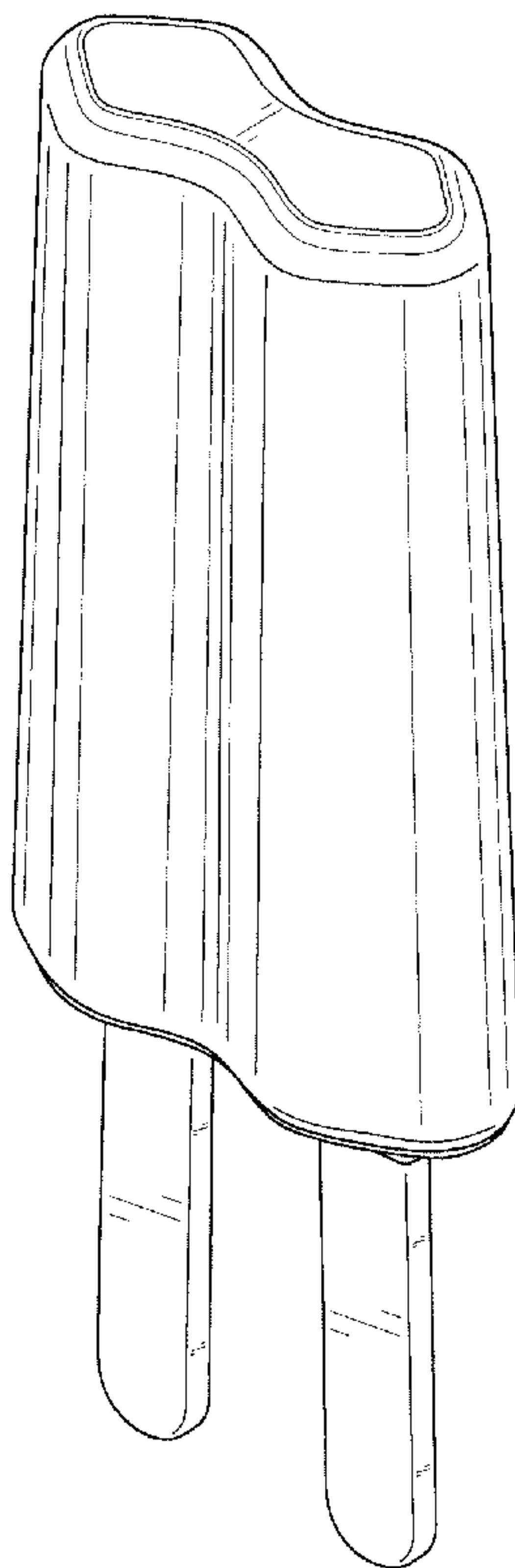
(57) **CLAIM**

The ornamental design for an ice pack, as shown.

DESCRIPTION

FIG. 1 is a top front and right side perspective view of the ice pack;
FIG. 2 is a front view thereof;
FIG. 3 is a rear view thereof;
FIG. 4 is a left view thereof;
FIG. 5 is a right view thereof;
FIG. 6 is a top view thereof; and,
FIG. 7 is a bottom view thereof.

1 Claim, 5 Drawing Sheets



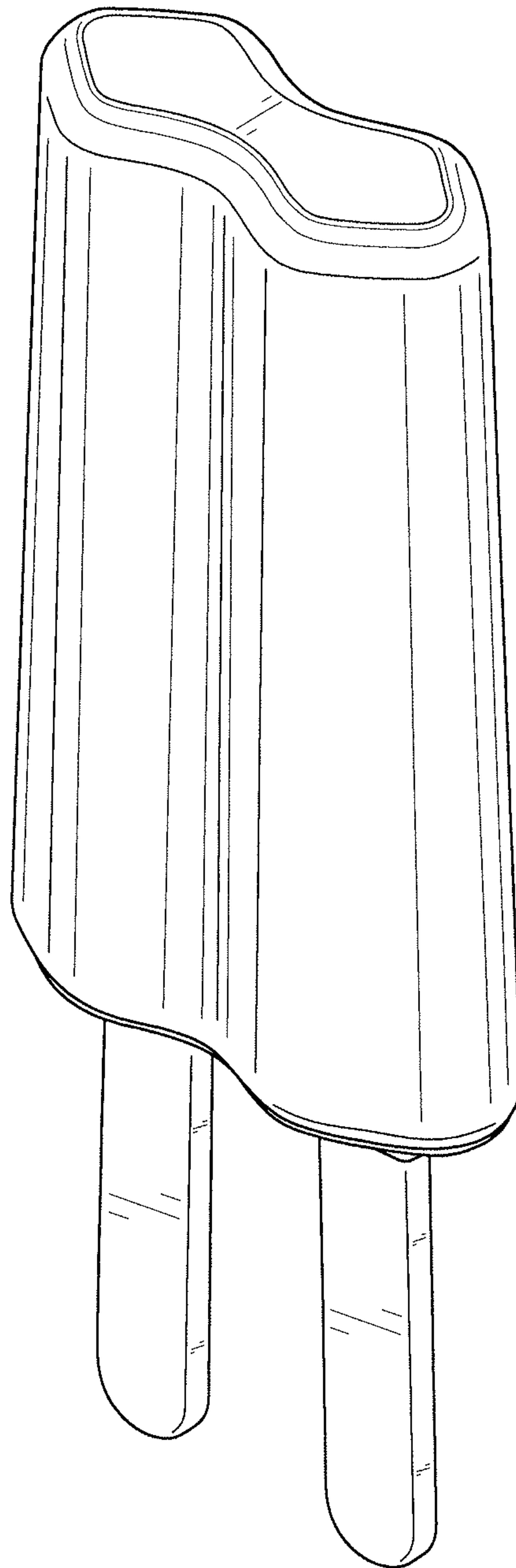


Fig. 1




Fig. 2




Fig. 3




Fig. 4




Fig. 5

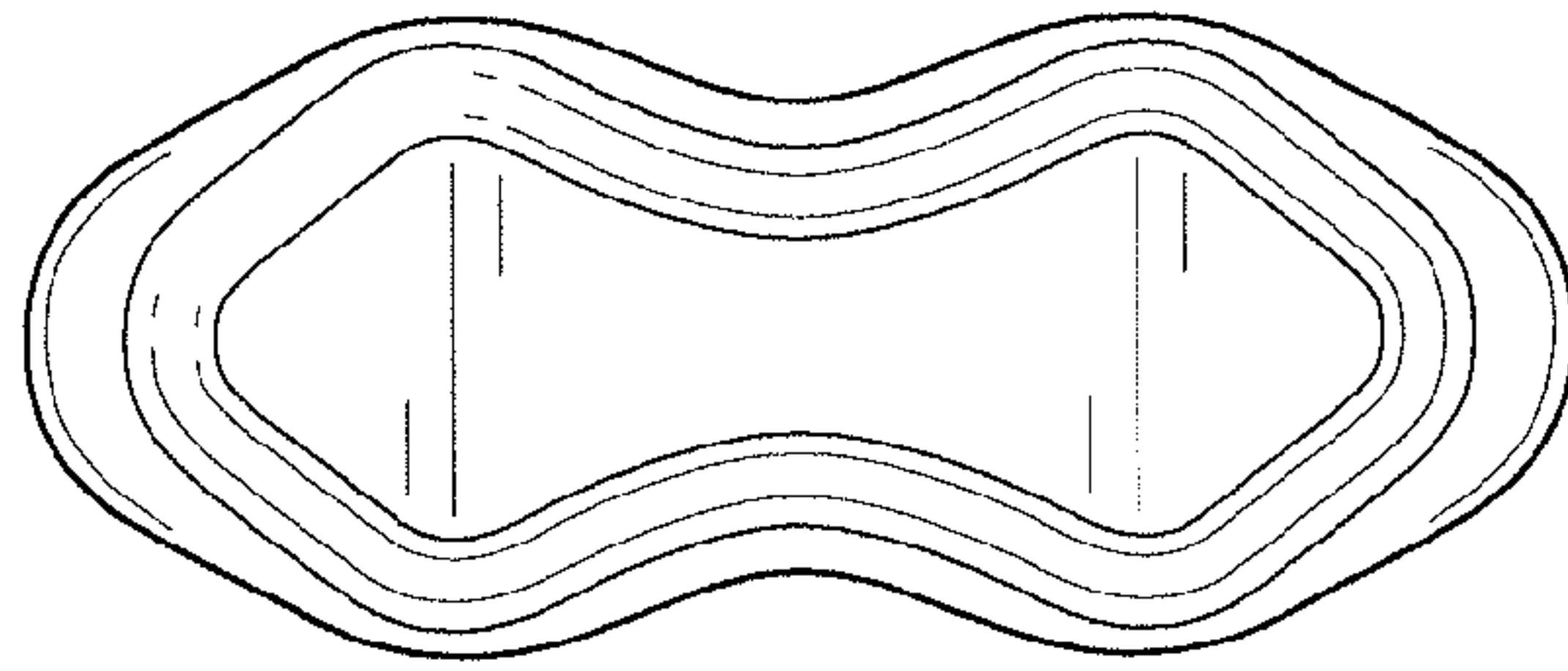


Fig. 6

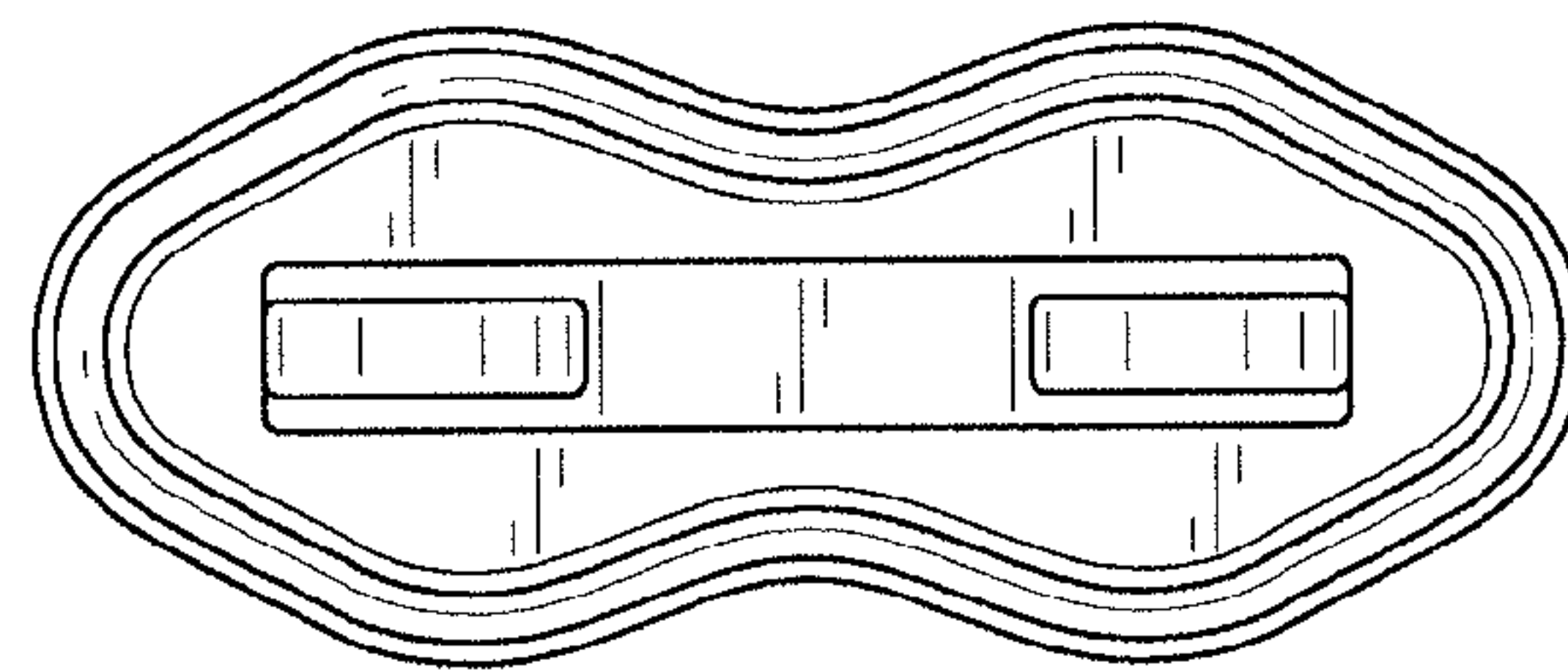


Fig. 7