



US00D728643S

(12) **United States Design Patent**
Yamada et al.

(10) **Patent No.:** **US D728,643 S**
(45) **Date of Patent:** **** May 5, 2015**

(54) **REFRIGERATOR FOR MEDICAL USE**

(71) Applicant: **Panasonic Healthcare Co., Ltd.**,
Toon-shi, Ehime (JP)

(72) Inventors: **Fumio Yamada**, Ehime (JP); **Akihiro Mochizuki**, Ehime (JP); **Yasutoshi Okamoto**, Ehime (JP)

(73) Assignee: **Panasonic Healthcare Holdings Co., Ltd.**, Tokyo (JP)

(**) Term: **14 Years**

(21) Appl. No.: **29/483,068**

(22) Filed: **Feb. 25, 2014**

(30) **Foreign Application Priority Data**

Aug. 26, 2013 (JP) 2013-019460

(51) **LOC (10) Cl.** **15-07**

(52) **U.S. Cl.**
USPC **D15/79**

(58) **Field of Classification Search**
USPC D15/79-89; 312/400-408, 116, 236;
108/107, 108, 152; 211/193, 187, 153,
211/134, 207; D25/102, 114; D8/380
See application file for complete search history.

(56) **References Cited**

U.S. PATENT DOCUMENTS

D244,019 S 4/1977 Brown
D481,740 S 11/2003 Li et al.
D481,742 S * 11/2003 DeBontridder D15/81
D513,014 S * 12/2005 Seki D15/81
D524,830 S 7/2006 Lei et al.

D550,256 S 9/2007 Lei et al.
D554,670 S * 11/2007 Jorgensen D15/81
D633,532 S * 3/2011 Horn et al. D15/81
D662,114 S * 6/2012 Deproost D15/81
D673,983 S * 1/2013 Roberson D15/89
D678,921 S * 3/2013 Rinderer et al. D15/81
D692,467 S * 10/2013 Brenneis et al. D15/81
D693,379 S * 11/2013 Brenneis et al. D15/81
D701,247 S * 3/2014 Roberson D15/89

FOREIGN PATENT DOCUMENTS

JP D793062 8/1990
JP D1083842 9/2000
JP D1174449 6/2003
JP D1367768 8/2009
JP D1419214 7/2011

* cited by examiner

Primary Examiner — Stella Reid

Assistant Examiner — Khawaja Anwar

(74) *Attorney, Agent, or Firm* — Brinks Gilson & Lione

(57) **CLAIM**

The ornamental design for a refrigerator for medical use, as shown and described.

DESCRIPTION

FIG. 1 is a front perspective view of a refrigerator for medical use, showing our new design;
FIG. 2 is a front view thereof;
FIG. 3 is rear view thereof;
FIG. 4 is a first side view thereof;
FIG. 5 is a second side view thereof;
FIG. 6 is a top view thereof; and,
FIG. 7 is a bottom view thereof.

1 Claim, 7 Drawing Sheets

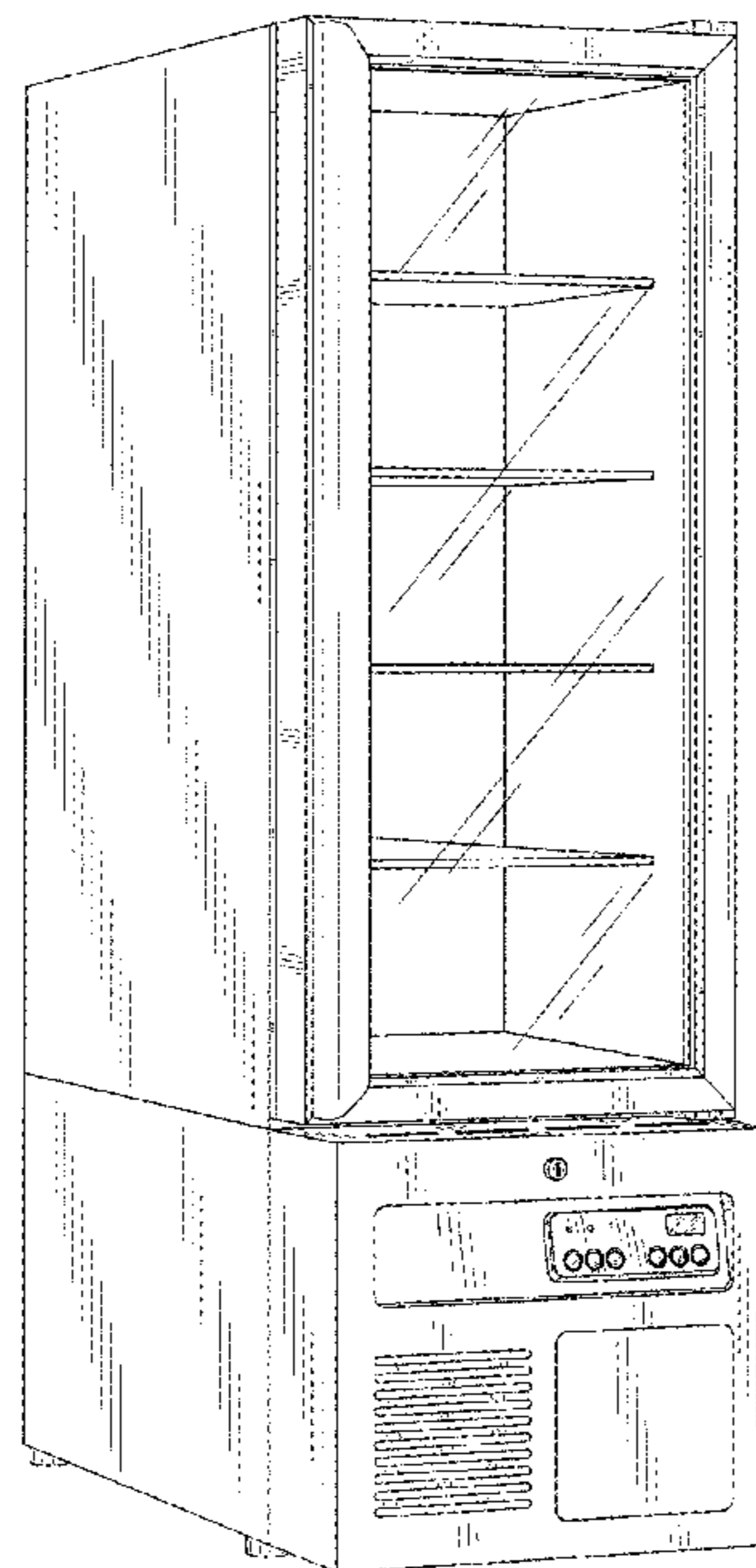


FIG. 1




FIG.2

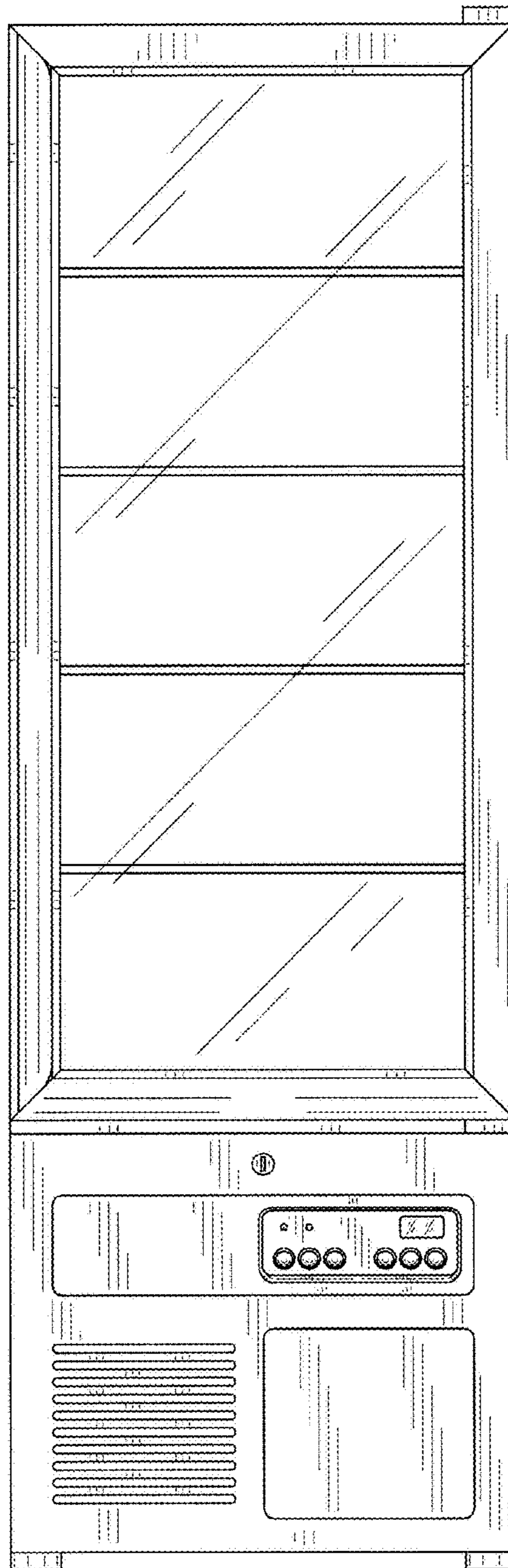


FIG.3

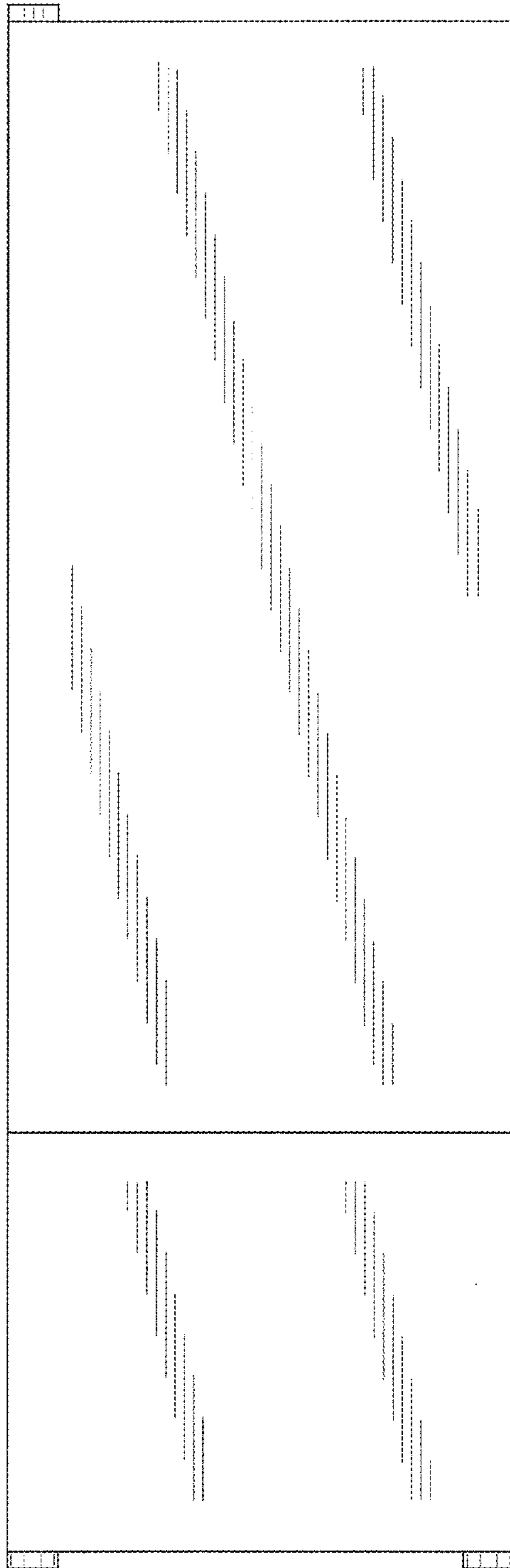


FIG.4




FIG. 5




FIG.6

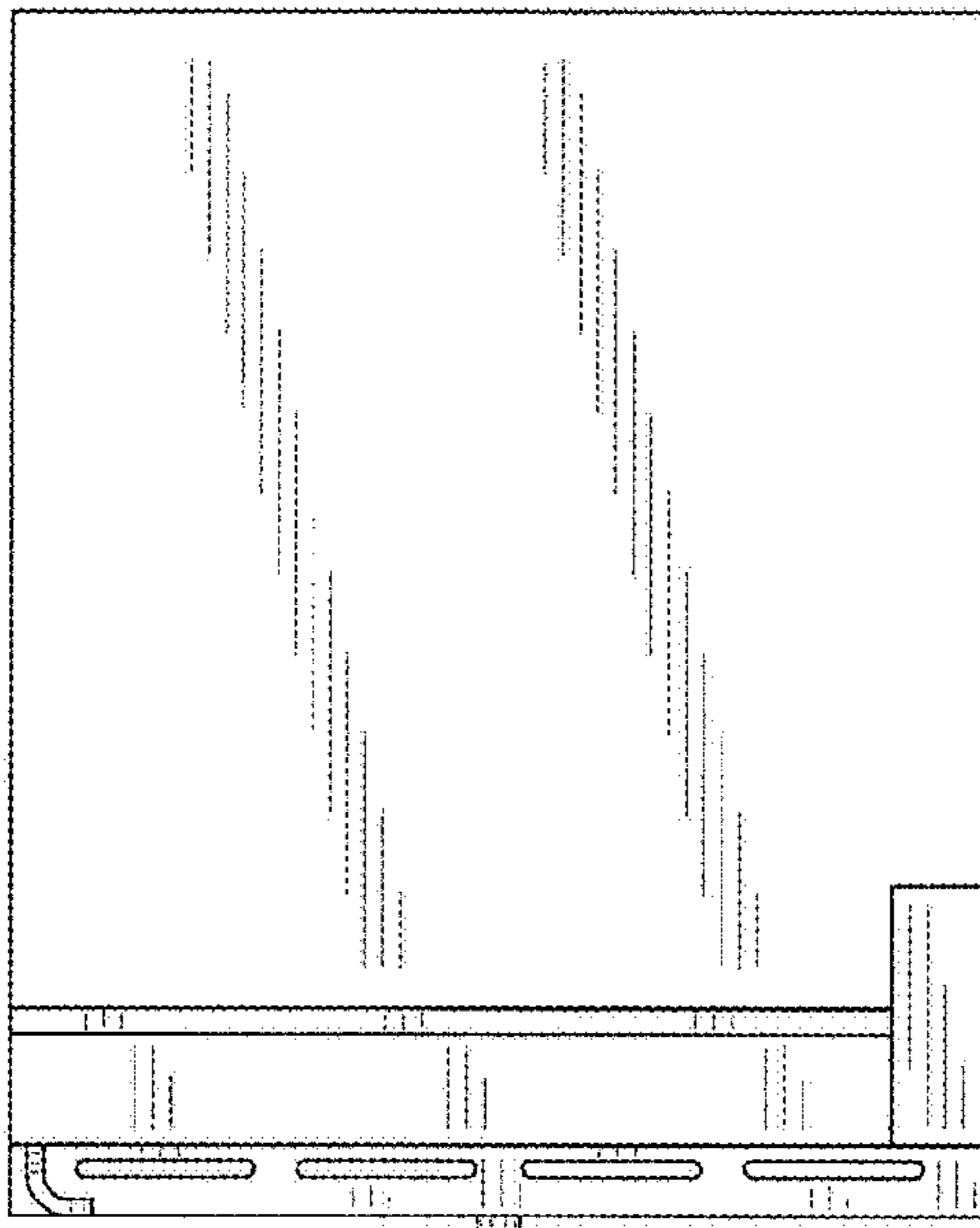


FIG.7

