



US00D728601S

(12) **United States Design Patent**
Angelides

(10) **Patent No.:** **US D728,601 S**
(45) **Date of Patent:** **** May 5, 2015**

(54) **GLUCOMETER WITH A DATA SHARING
SCREEN GRAPHICAL USER INTERFACE**

(71) Applicant: **Kimon Angelides**, Houston, TX (US)

(72) Inventor: **Kimon Angelides**, Houston, TX (US)

(73) Assignee: **Livongo Health, Inc.**, Chicago, IL (US)

(**) Term: **14 Years**

(21) Appl. No.: **29/447,696**

(22) Filed: **Mar. 6, 2013**

(51) **LOC (10) Cl.** **14-04**

(52) **U.S. Cl.**
USPC **D14/486**

(58) **Field of Classification Search**
CPC ... G06F 3/04817; G06F 3/0482; G06F 15/02;
G06F 15/0283
USPC D14/485-495; 715/700-867, 961-978
See application file for complete search history.

(56) **References Cited**

U.S. PATENT DOCUMENTS

D409,243	S	*	5/1999	Lonergan	D19/76
D662,106	S	*	6/2012	Mori et al.	D14/486
D663,315	S	*	7/2012	Cielak et al.	D14/488
D665,411	S	*	8/2012	Rai et al.	D14/488
D665,412	S	*	8/2012	Rai et al.	D14/488
D665,413	S	*	8/2012	Rai et al.	D14/488
D666,626	S	*	9/2012	Mori et al.	D14/486
D667,841	S	*	9/2012	Rai et al.	D14/488
D676,555	S	*	2/2013	Angelides	D24/169
D678,302	S	*	3/2013	Trumble et al.	D14/486
D678,304	S	*	3/2013	Yakoub et al.	D14/486
D681,659	S	*	5/2013	Donahue et al.	D14/486
D682,292	S	*	5/2013	Mori et al.	D14/486
D682,308	S	*	5/2013	Donahue et al.	D14/488
D686,240	S	*	7/2013	Lin	D14/488

D697,940	S	*	1/2014	Bitran et al.	D14/487
D701,228	S	*	3/2014	Lee	D14/486
D701,526	S	*	3/2014	Poston et al.	D14/486
D703,681	S	*	4/2014	d'Amore et al.	D14/485
D708,210	S	*	7/2014	Capua et al.	D14/488
D710,014	S	*	7/2014	Johnson et al.	D24/167
D710,879	S	*	8/2014	Elston et al.	D14/488
D711,418	S	*	8/2014	Xie et al.	D14/487
8,806,366	B2	*	8/2014	Kim et al.	715/792
2012/0030610	A1	*	2/2012	DiPerna et al.	715/773
2013/0187780	A1	*	7/2013	Angelides	340/573.1
2014/0059436	A1	*	2/2014	Swenson et al.	715/725

* cited by examiner

Primary Examiner — Barbara Fox

(74) *Attorney, Agent, or Firm* — Eric P. Mirabel

(57) **CLAIM**

The ornamental design for a glucometer with a data sharing screen graphical user interface, as shown and described.

DESCRIPTION

FIG. 1 is a front plan view of a glucometer with a data sharing screen graphical user interface showing the new design in a first embodiment.

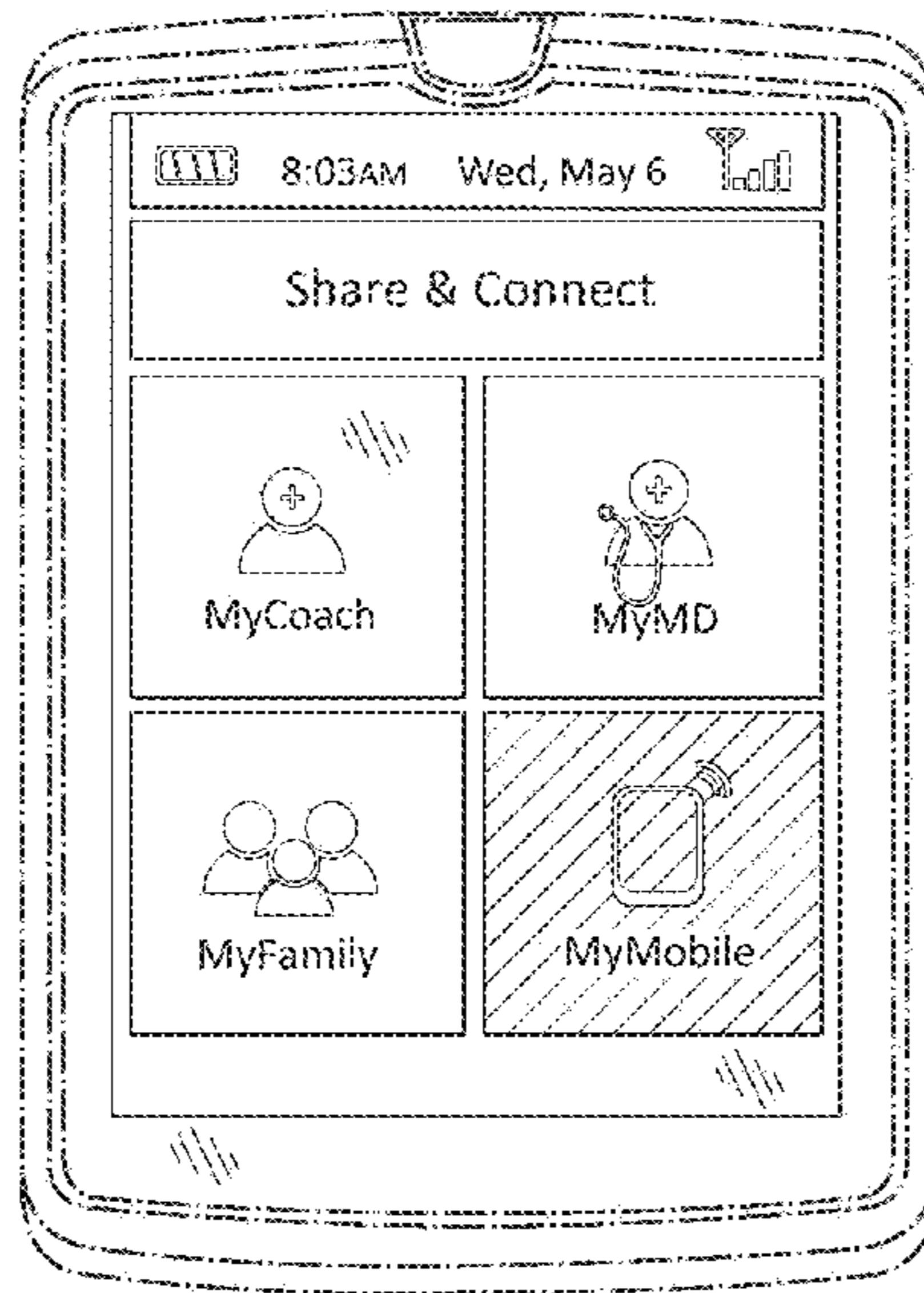
FIG. 2 is a front plan view of a glucometer with a data sharing screen graphical user interface showing the new design in a second embodiment.

FIG. 3 is a front plan view of a glucometer with a data sharing screen graphical user interface showing the new design in a third embodiment; and,

FIG. 4 is a front plan view of a glucometer with a data sharing screen graphical user interface showing the new design in a fourth embodiment.

The broken lines shown in the drawings represent portions of the glucometer with a data sharing screen graphical user interface that forms no part of the claimed design.

1 Claim, 4 Drawing Sheets



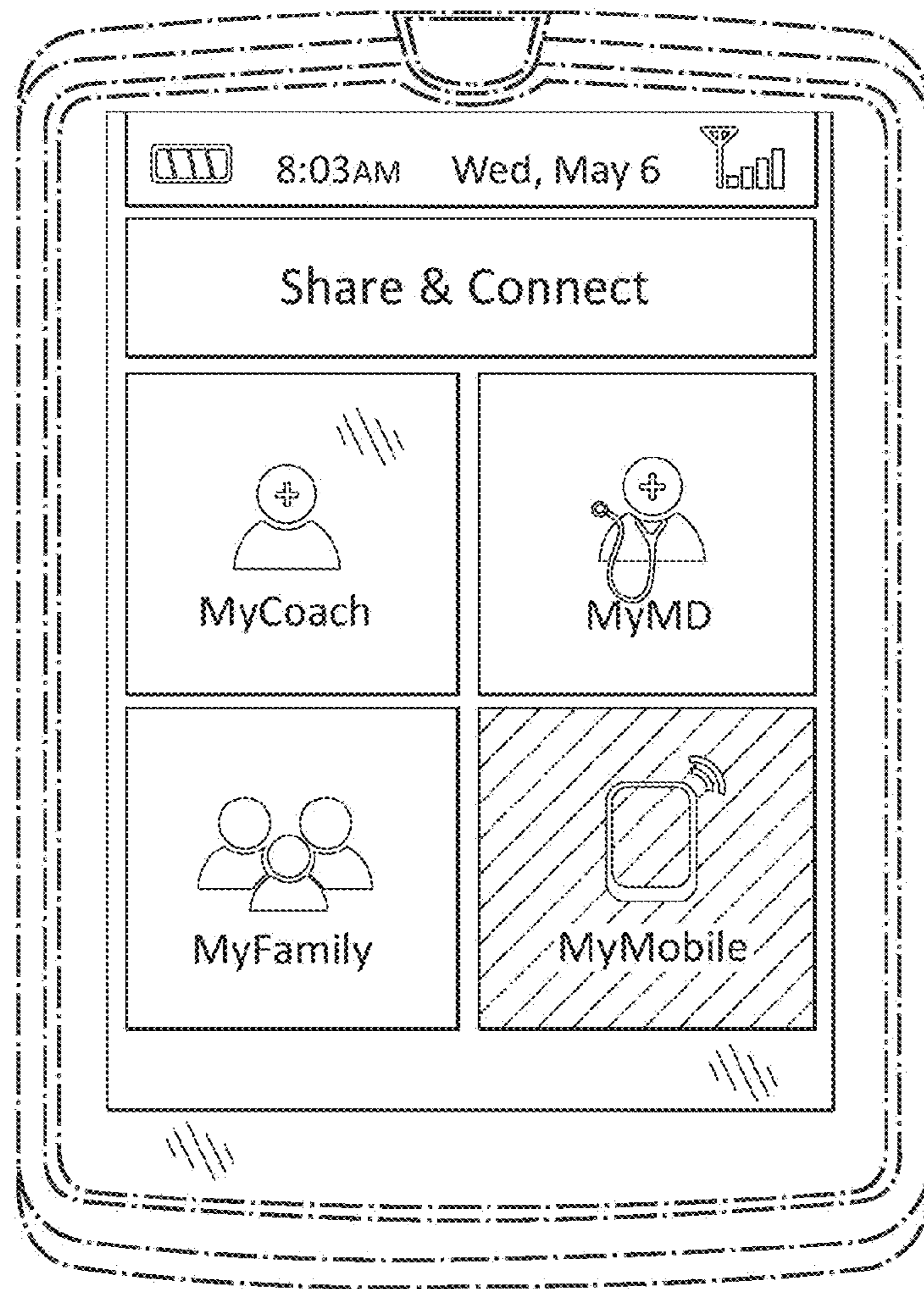


FIG. 1

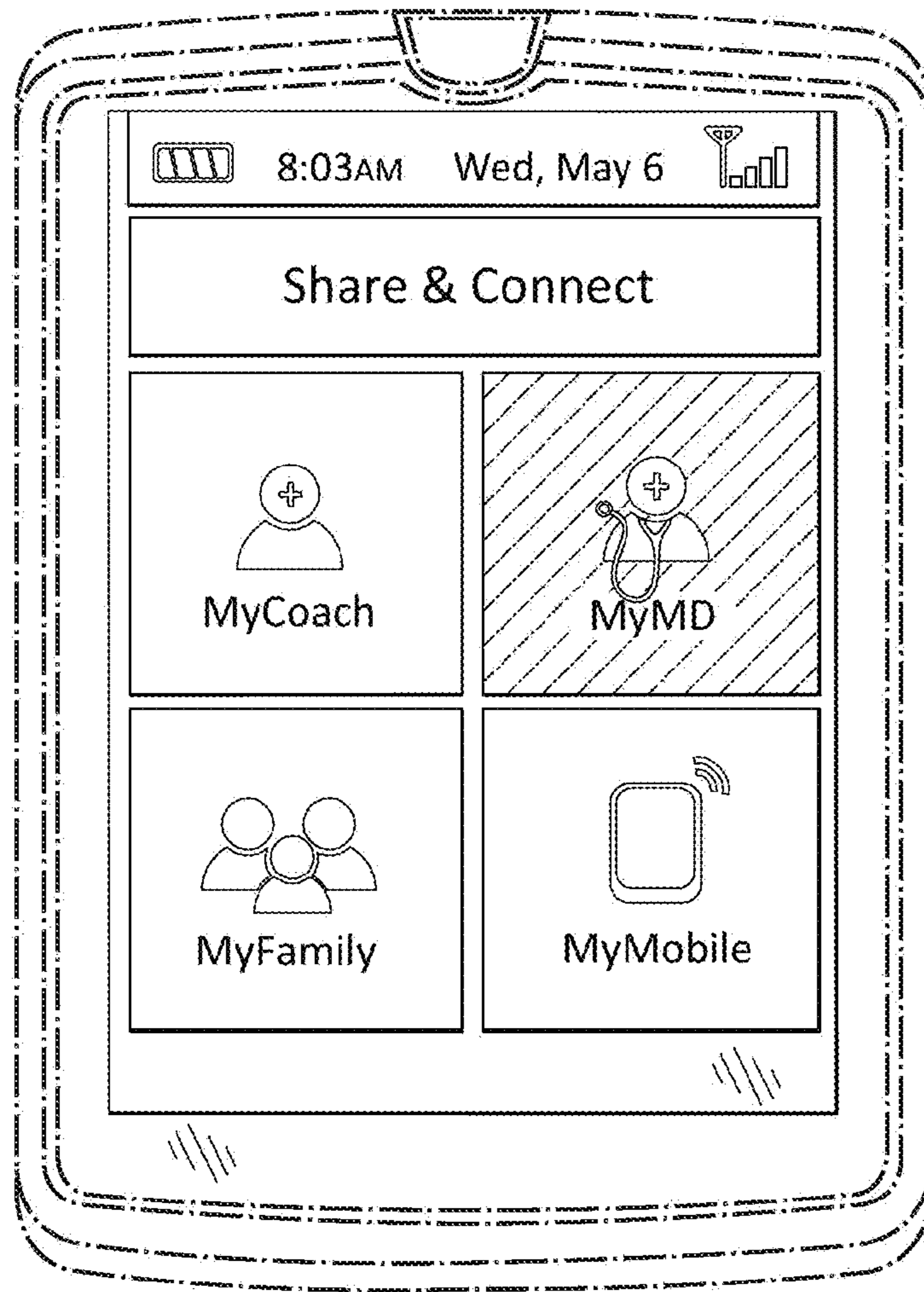


FIG. 2

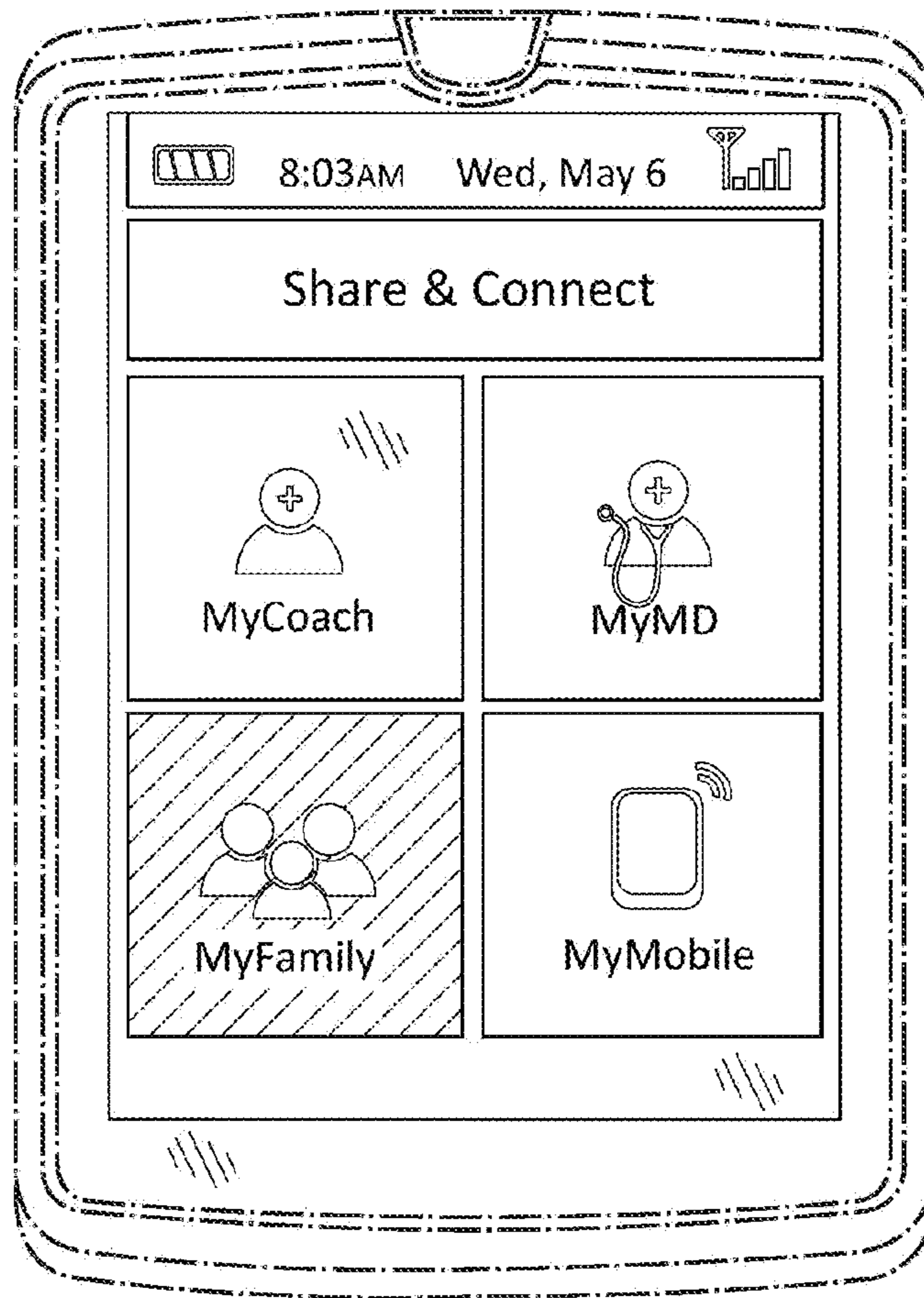


FIG. 3

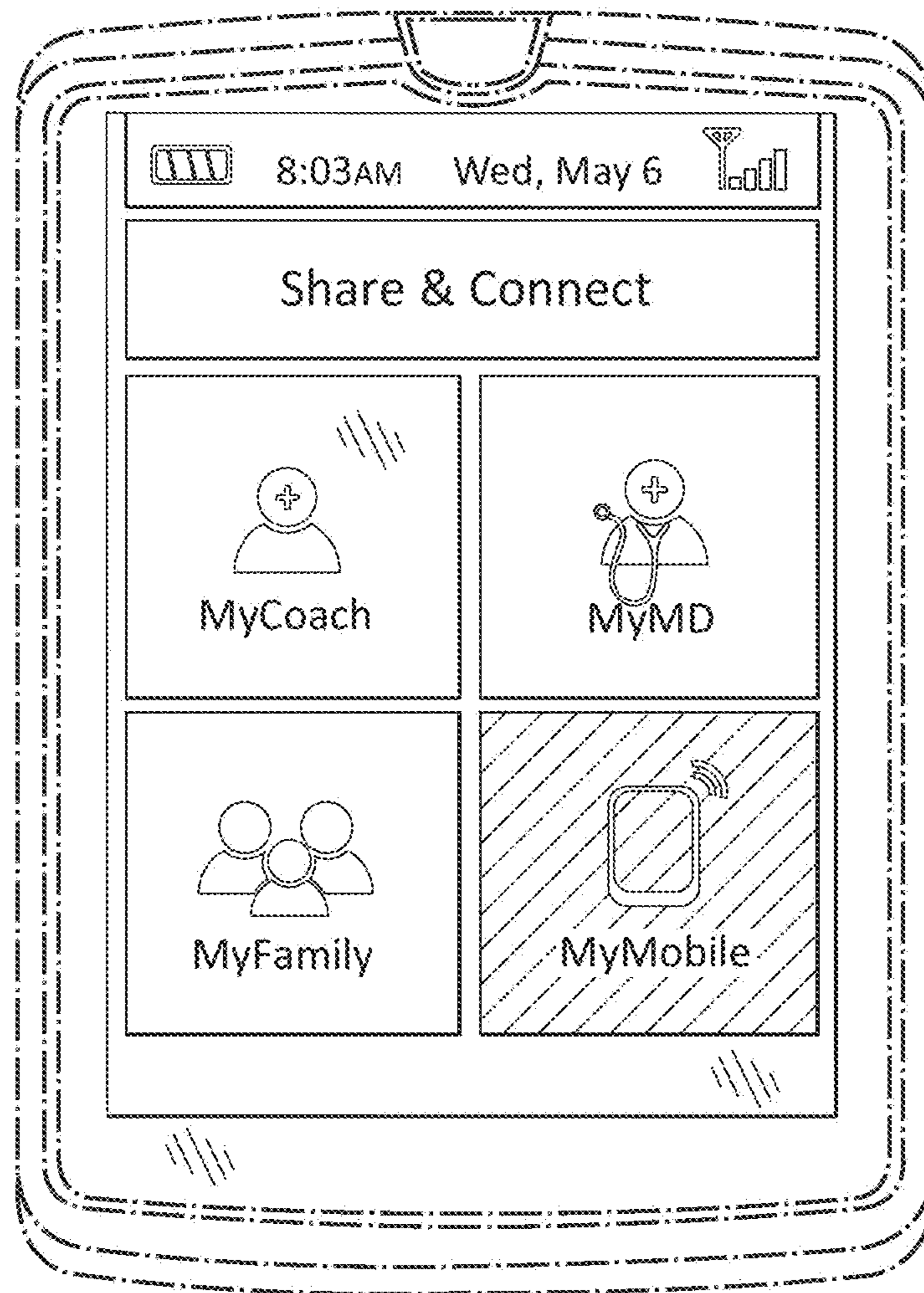


FIG. 4