

US00D728594S

(12) **United States Design Patent**
Myette et al.

(10) **Patent No.:** **US D728,594 S**
(45) **Date of Patent:** **** May 5, 2015**

(54) **DISPLAY SCREEN WITH GRAPHICAL USER INTERFACE**

(71) Applicant: **Microsoft Corporation**, Redmond, WA (US)

(72) Inventors: **Jon Nicolas Myette**, Seattle, WA (US);
Gaurang Prajapati, Redmond, WA (US)

(73) Assignee: **Microsoft Corporation**, Redmond, WA (US)

(**) Term: **14 Years**

(21) Appl. No.: **29/436,563**

(22) Filed: **Nov. 7, 2012**

(51) **LOC (10) Cl.** **14-04**

(52) **U.S. Cl.**
USPC **D14/486**

(58) **Field of Classification Search**
CPC G06F 3/00; G06F 3/048; G06F 3/0481;
G06F 3/04817; G06F 3/0482; G06F 3/0483;
G06F 3/0484; G06F 3/04842; G06F 3/0486;
G06F 3/04886; G06F 9/4443
USPC D14/485-495
See application file for complete search history.

(56) **References Cited**

U.S. PATENT DOCUMENTS

D450,059 S	*	11/2001	Itou	D14/489
D531,185 S		10/2006	Cummins		
D557,275 S	*	12/2007	De Mar et al.	D14/487
D587,725 S	*	3/2009	Krieter et al.	D14/486
D594,018 S		6/2009	Ball et al.		

D613,299 S	*	4/2010	Owen et al.	D14/486
D614,193 S	*	4/2010	Vandeberghe et al.	D14/486
D614,194 S		4/2010	Guntaur et al.		
D614,195 S		4/2010	Guntaur et al.		
D614,196 S		4/2010	Guntaur et al.		
D656,944 S	*	4/2012	Lee et al.	D14/486
D664,562 S	*	7/2012	McCain et al.	D14/489
D664,976 S	*	8/2012	Everingham	D14/487
D664,977 S	*	8/2012	Everingham	D14/487
D696,684 S	*	12/2013	Yuk et al.	D14/486
D717,338 S	*	11/2014	Anzures et al.	D14/492
2005/0050301 A1	*	3/2005	Whittle et al.	712/32
2007/0157119 A1	*	7/2007	Bishop	715/810

* cited by examiner

Primary Examiner — Karen E Kearney

Assistant Examiner — John Reickel

(74) *Attorney, Agent, or Firm* — Banner & Witcoff, Ltd.

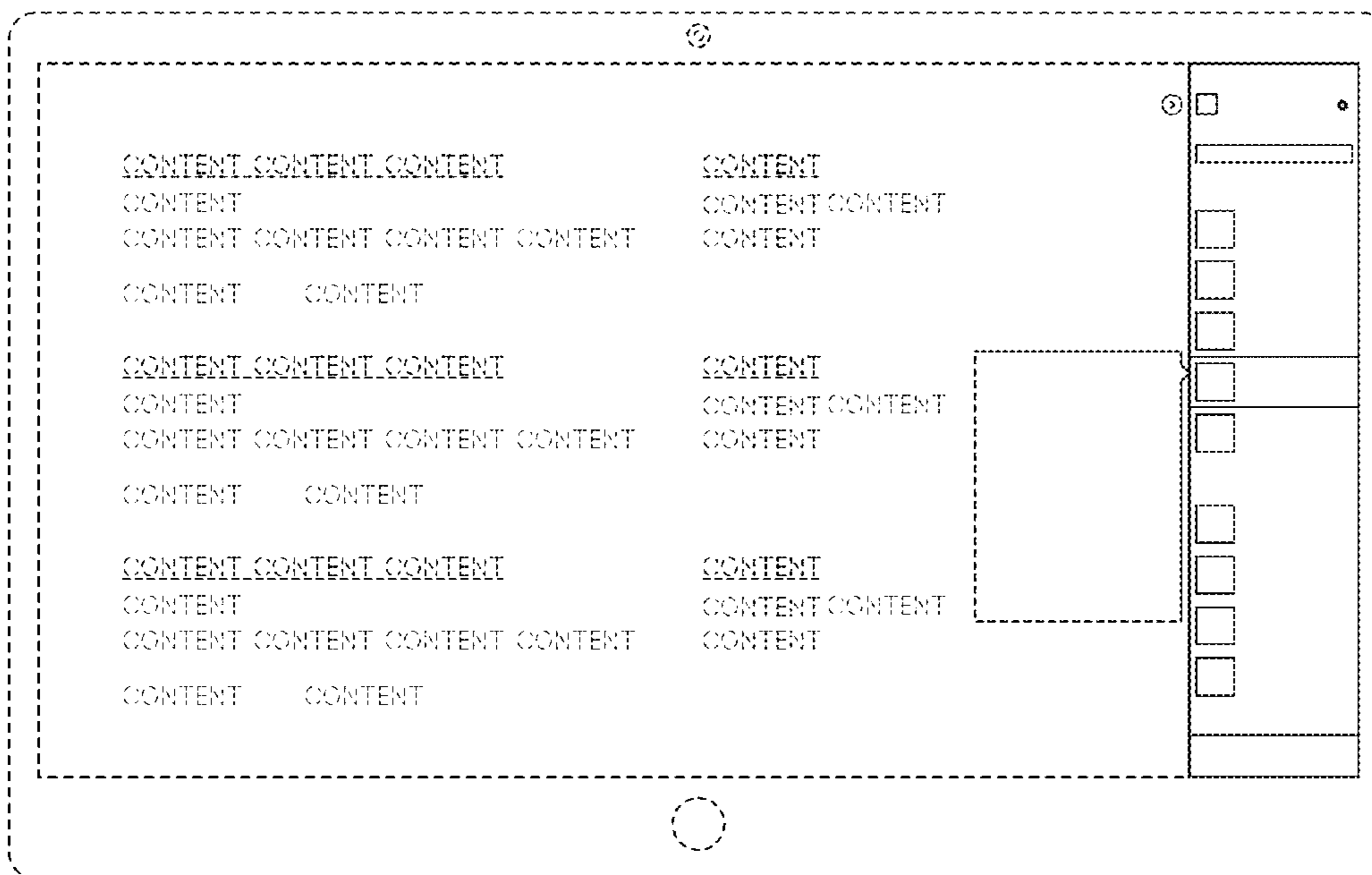
(57) **CLAIM**

The ornamental design for a display screen with graphical user interface, as shown and described.

DESCRIPTION

FIG. 1 is a front view of a display screen with graphical user interface showing our new design;
FIG. 2 is a front view of a display screen with graphical user interface showing an alternative embodiment of our new design; and,
FIG. 3 is a front view of a display screen with graphical user interface showing an alternative embodiment of our new design.
The broken line showing of the text and the remainder of the user interface and display screen is for environmental purposes only and forms no part of the claimed design.

1 Claim, 3 Drawing Sheets



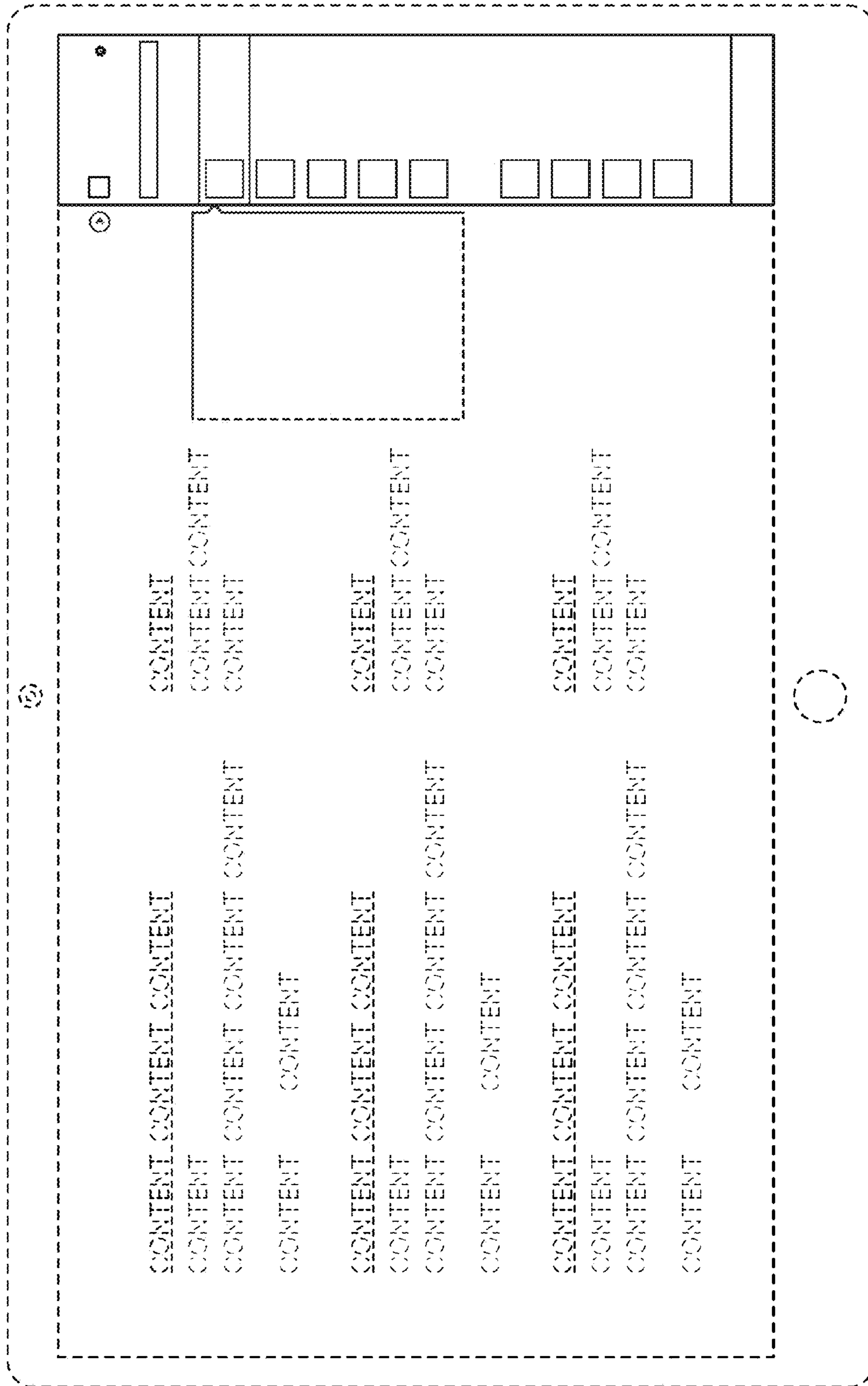


FIG. 1

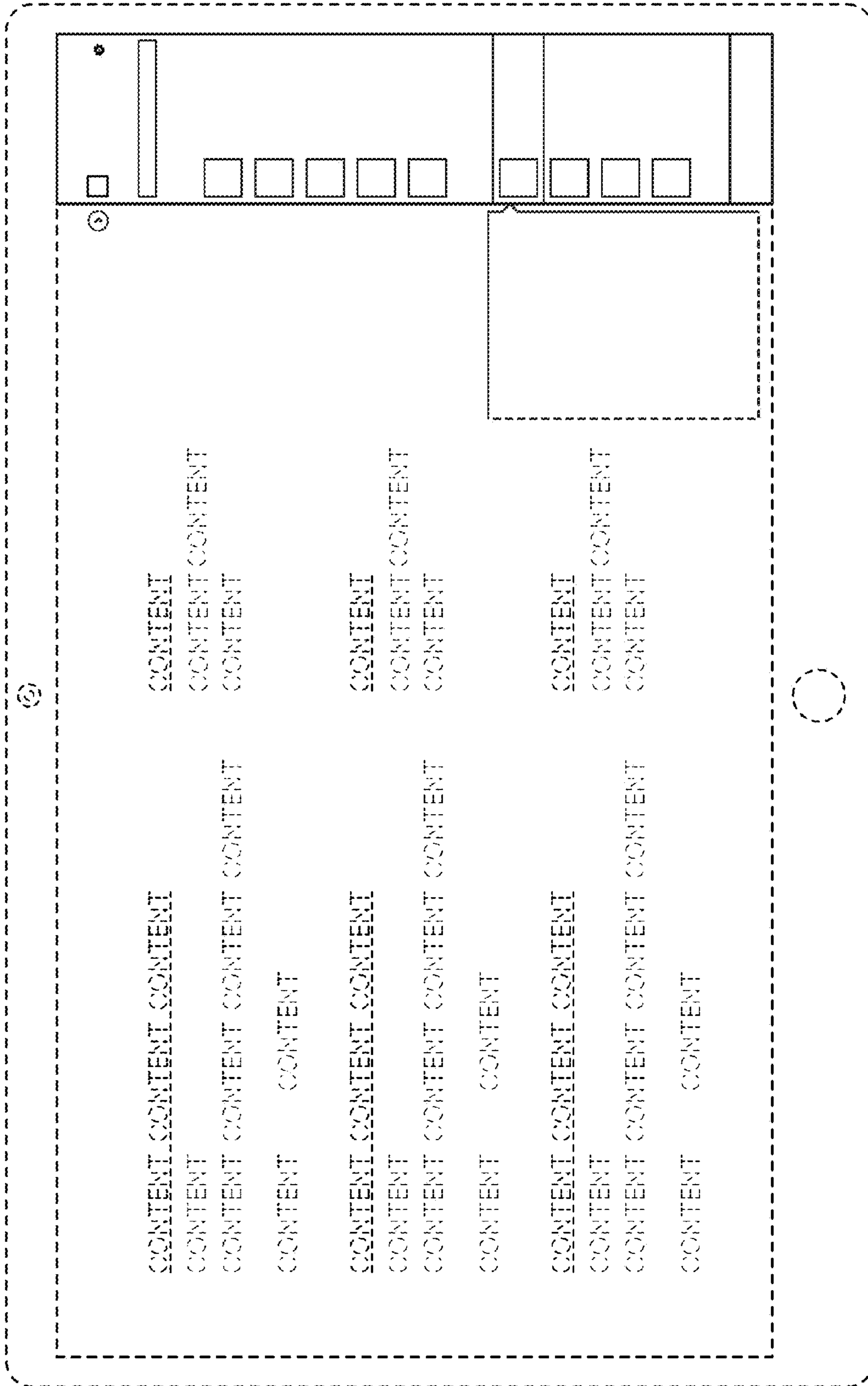


FIG. 3