



US00D728580S

(12) **United States Design Patent**
Campbell

(10) **Patent No.:** **US D728,580 S**

(45) **Date of Patent:** **** May 5, 2015**

- (54) **KICKSTAND FOR A PORTABLE ELECTRONIC DEVICE CASE**
- (71) Applicant: **ACCO Brands Corporation**, Lake Zurich, IL (US)
- (72) Inventor: **Erik J. Campbell**, San Francisco, CA (US)
- (73) Assignee: **ACCO Brands Corporation**, Lake Zurich, IL (US)
- (**) Term: **14 Years**
- (21) Appl. No.: **29/473,131**
- (22) Filed: **Nov. 19, 2013**
- (51) **LOC (10) Cl.** **14-03**
- (52) **U.S. Cl.**
USPC **D14/447**
- (58) **Field of Classification Search**
USPC D3/201, 215, 222, 226, 227, 228, 254, D3/318, 319; D8/107, 300, 301, 303; D14/239, 253, 447, 448, 451, 452; D6/310, 311; 248/278.1, 280.1, 248/280.11, 281.11, 346.01, 422, 917, 918, 248/921
See application file for complete search history.

6,651,943	B2 *	11/2003	Cho et al.	248/122.1
D503,707	S *	4/2005	Boyer, Jr.	D14/239
D511,960	S *	11/2005	Ogino	D8/354
D569,630	S *	5/2008	Bradford	D6/310
D667,012	S *	9/2012	Chen et al.	D14/447
D681,642	S *	5/2013	Meadows et al.	D14/447
D684,981	S *	6/2013	Chang et al.	D14/451
D705,785	S *	5/2014	Wang	D14/447
D711,888	S *	8/2014	Huebner	D14/447
2008/0174947	A1 *	7/2008	Chang	361/683
2010/0014230	A1 *	1/2010	Horie	361/679.01
2013/0299663	A1 *	11/2013	Pan et al.	248/371

* cited by examiner

Primary Examiner — Caron D Veynar

Assistant Examiner — Holly E Thurman

(74) *Attorney, Agent, or Firm* — Michael Best & Friedrich LLP

(57) **CLAIM**

The ornamental design for a kickstand for a portable electronic device case, as shown and described.

DESCRIPTION

FIG. 1 is a perspective view of a kickstand for a portable electronic device case showing my new design; FIG. 2 is a front view of thereof; FIG. 3 is a rear view of thereof; FIG. 4 is a first side view thereof; FIG. 5 is a second side view thereof; FIG. 6 is a top view thereof; and, FIG. 7 is a bottom view thereof.

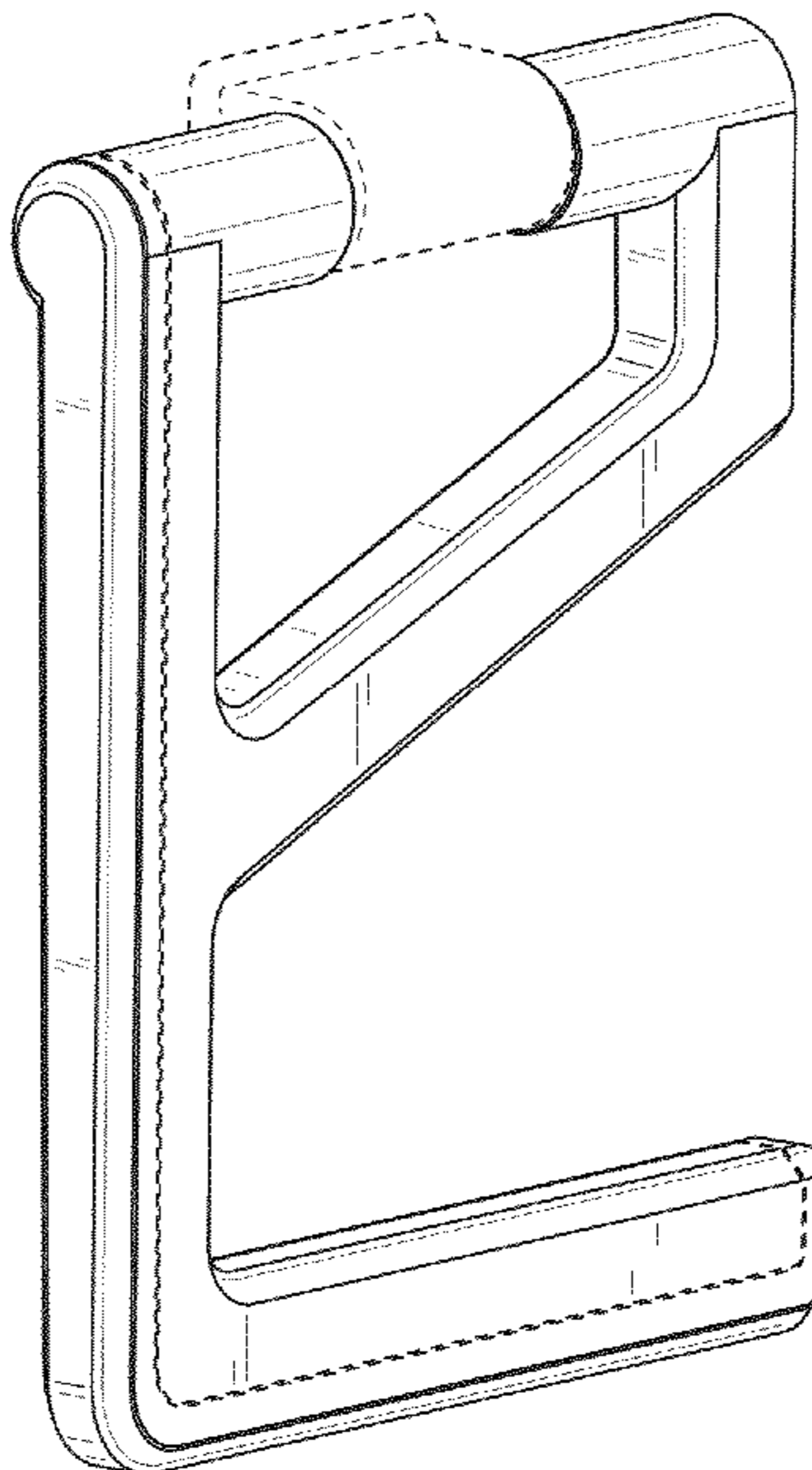
The portions of the kickstand shown in broken lines depict unclaimed subject matter only, and form no part of the claimed design.

1 Claim, 5 Drawing Sheets

(56) **References Cited**

U.S. PATENT DOCUMENTS

D241,789	S *	10/1976	Reiss	D3/207
D255,745	S *	7/1980	Pedersen	D6/311
D304,976	S *	12/1989	Grossiord	D3/207
D481,038	S *	10/2003	Borsboom et al.	D14/375



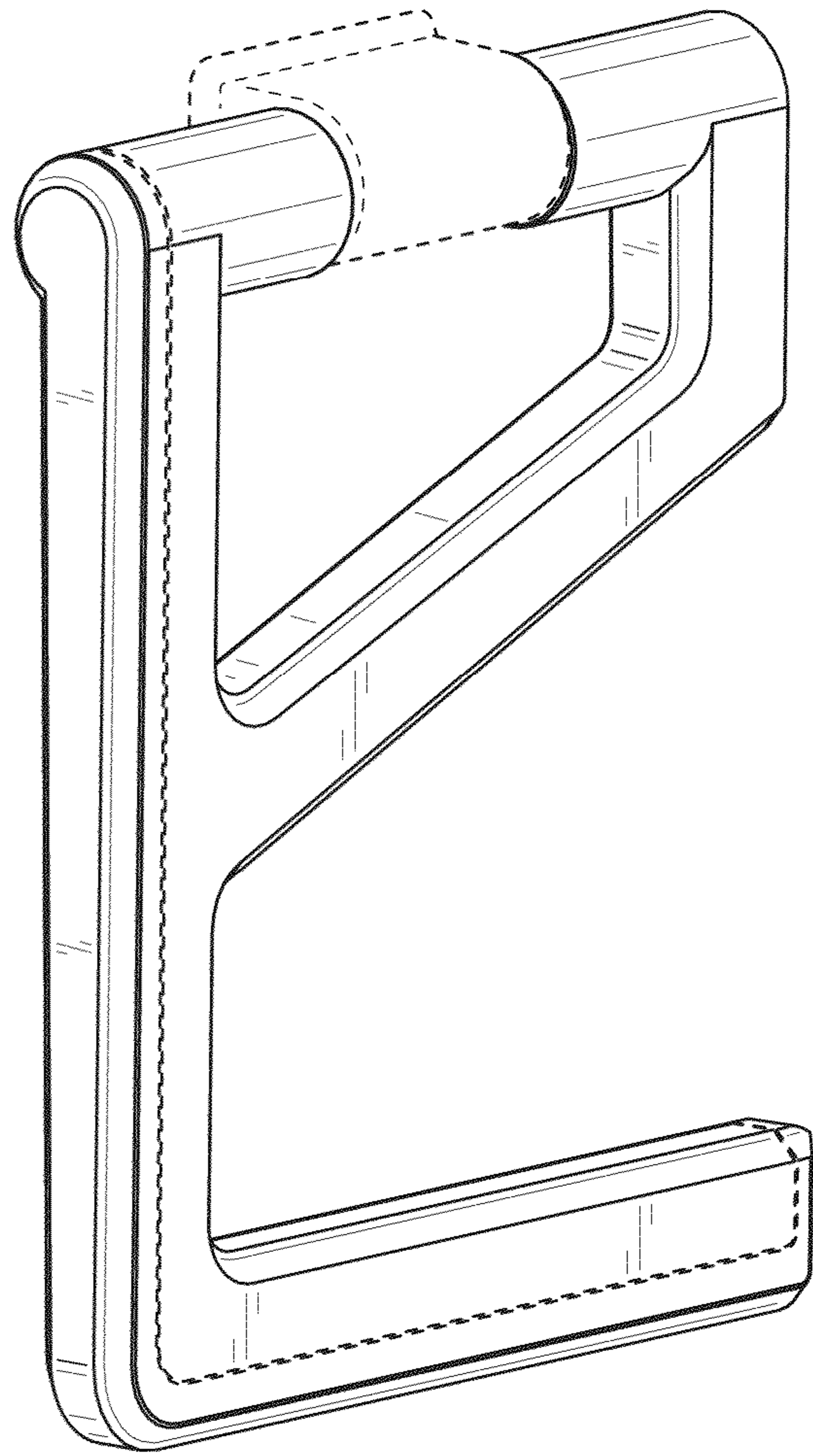


FIG. 1

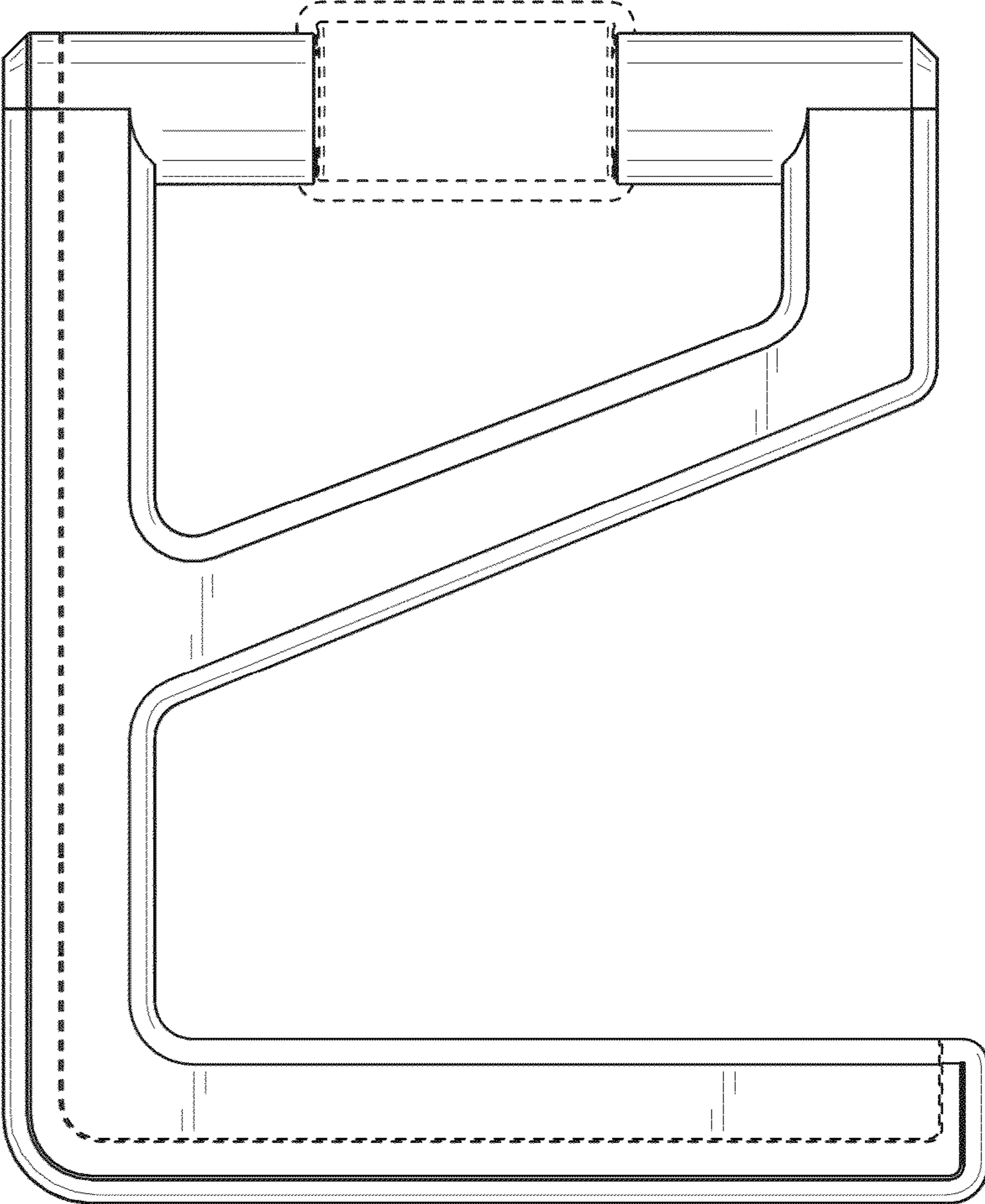


FIG. 2

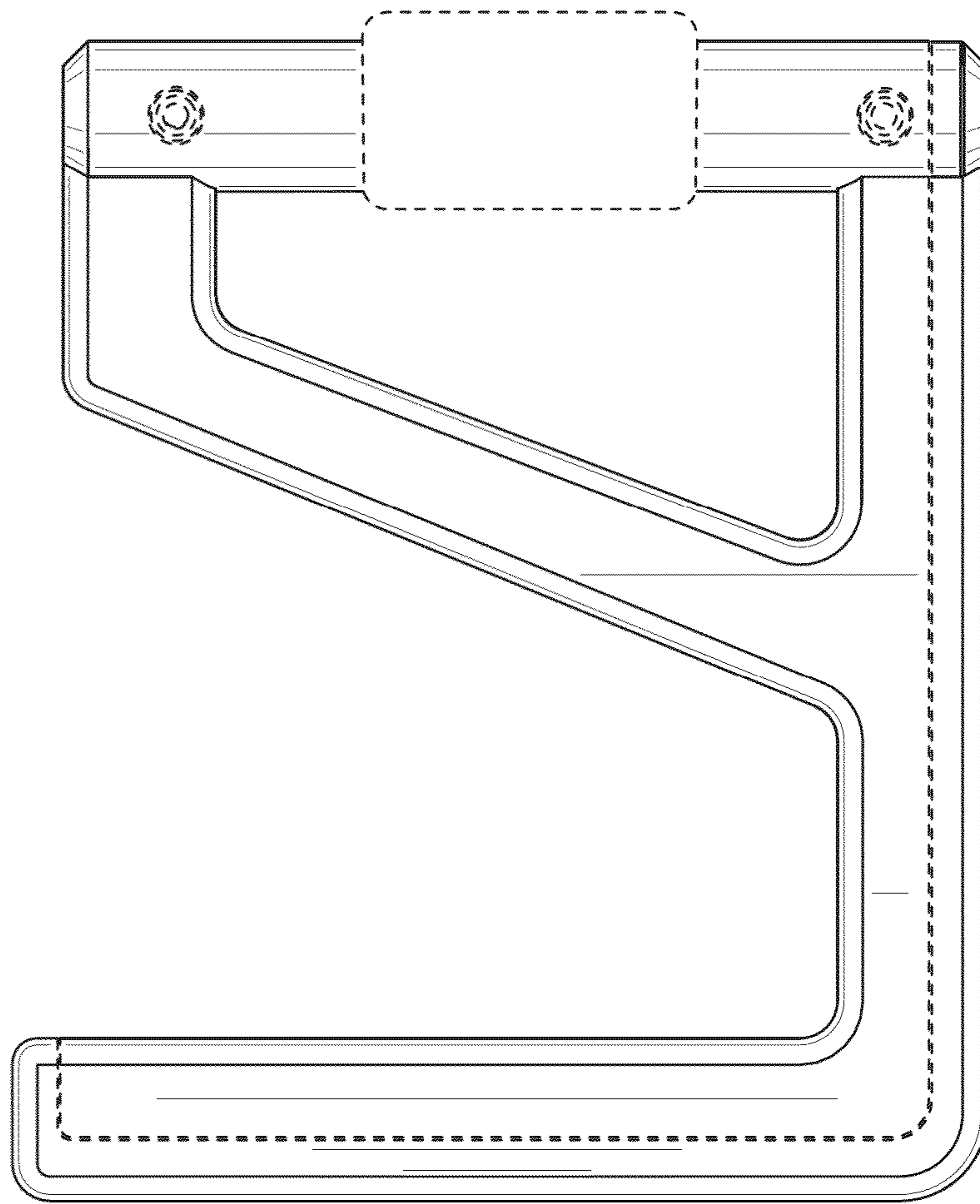


FIG. 3




FIG. 4

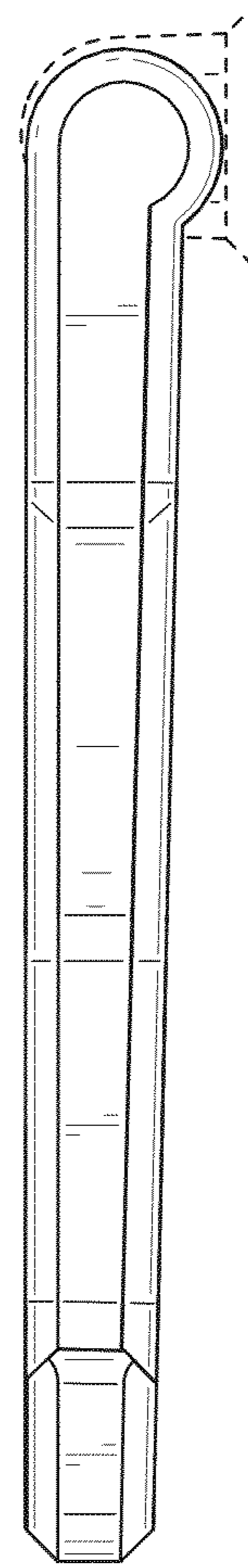


FIG. 5



FIG. 6




FIG. 7