



US00D728538S

(12) **United States Design Patent**
Shin et al.

(10) **Patent No.:** **US D728,538 S**

(45) **Date of Patent:** **** May 5, 2015**

(54) **STAND FOR TV RECEIVER**

(71) Applicant: **Samsung Electronics Co., Ltd.**,
Suwon-si (KR)

(72) Inventors: **Rina Shin**, Seoul (KR); **Chaejoo Son**,
Seoul (KR)

(73) Assignee: **Samsung Electronics Co., Ltd.**,
Suwon-si (KR)

(**) Term: **14 Years**

(21) Appl. No.: **29/496,812**

(22) Filed: **Jul. 17, 2014**

(30) **Foreign Application Priority Data**

Jan. 27, 2014 (KR) 30-2014-0004428

(51) **LOC (10) Cl.** **14-03**

(52) **U.S. Cl.**
USPC **D14/239**

(58) **Field of Classification Search**

USPC D14/239, 211, 238, 251, 253, 371–382,
D14/125–129, 336, 337, 447, 448, 451, 452,
D14/492, 450; 341/12; 345/104, 156, 168,
345/173; 348/180, 184, 325, 739; 349/1, 2,
349/11, 62; 361/679.05–679.07, 679.21;
D6/300, 310–313, 308, 708

See application file for complete search history.

(56) **References Cited**

U.S. PATENT DOCUMENTS

D626,924 S * 11/2010 Miyaji D14/126
D648,296 S * 11/2011 Lee et al. D14/126
D671,084 S * 11/2012 Kim et al. D14/126
D680,979 S * 4/2013 Chen D14/126
D682,232 S * 5/2013 Lee et al. D14/126
D686,585 S * 7/2013 Yoon et al. D14/126
D691,977 S * 10/2013 Lee et al. D14/126

D698,745 S * 2/2014 Jung et al. D14/126
D699,232 S * 2/2014 Jung et al. D14/239
D701,844 S * 4/2014 Han D14/126
D702,199 S * 4/2014 Park et al. D14/126

* cited by examiner

Primary Examiner — Randall Gholson

(74) *Attorney, Agent, or Firm* — NSIP Law

(57) **CLAIM**

We claim the ornamental design for a stand for TV receiver, as shown and described.

DESCRIPTION

FIG. 1 is a front perspective view of a stand for TV receiver showing our new design;

FIG. 2 is a front view thereof;

FIG. 3 is a rear view thereof;

FIG. 4 is a left-side view thereof;

FIG. 5 is a right-side view thereof;

FIG. 6 is a top view thereof;

FIG. 7 is a bottom view thereof;

FIG. 8 is another front perspective view, in which a TV receiver in dot-dot-dash broken lines is provided to illustrate an example environment.

FIG. 9 is an enlarged view of the encircled portion in FIG. 4; and,

FIG. 10 is an enlarged view of the encircled portion in FIG. 5.

The broken lines in the figures show portions of the stand for TV receiver which form no part of the claimed design.

The dot-dot-dash broken lines showing of the TV receiver in FIG. 8 is for the purpose of illustrating environmental structure and forms no part of the claimed design.

The dot-dot-dash broken lines encircling portions of the claimed design in FIG. 4 and FIG. 5 that are illustrated in enlargements form no part of the claimed design.

The dot-dash broken lines in the figures represent an unclaimed boundary line and form no part of the claimed design.

1 Claim, 10 Drawing Sheets




FIG. 1

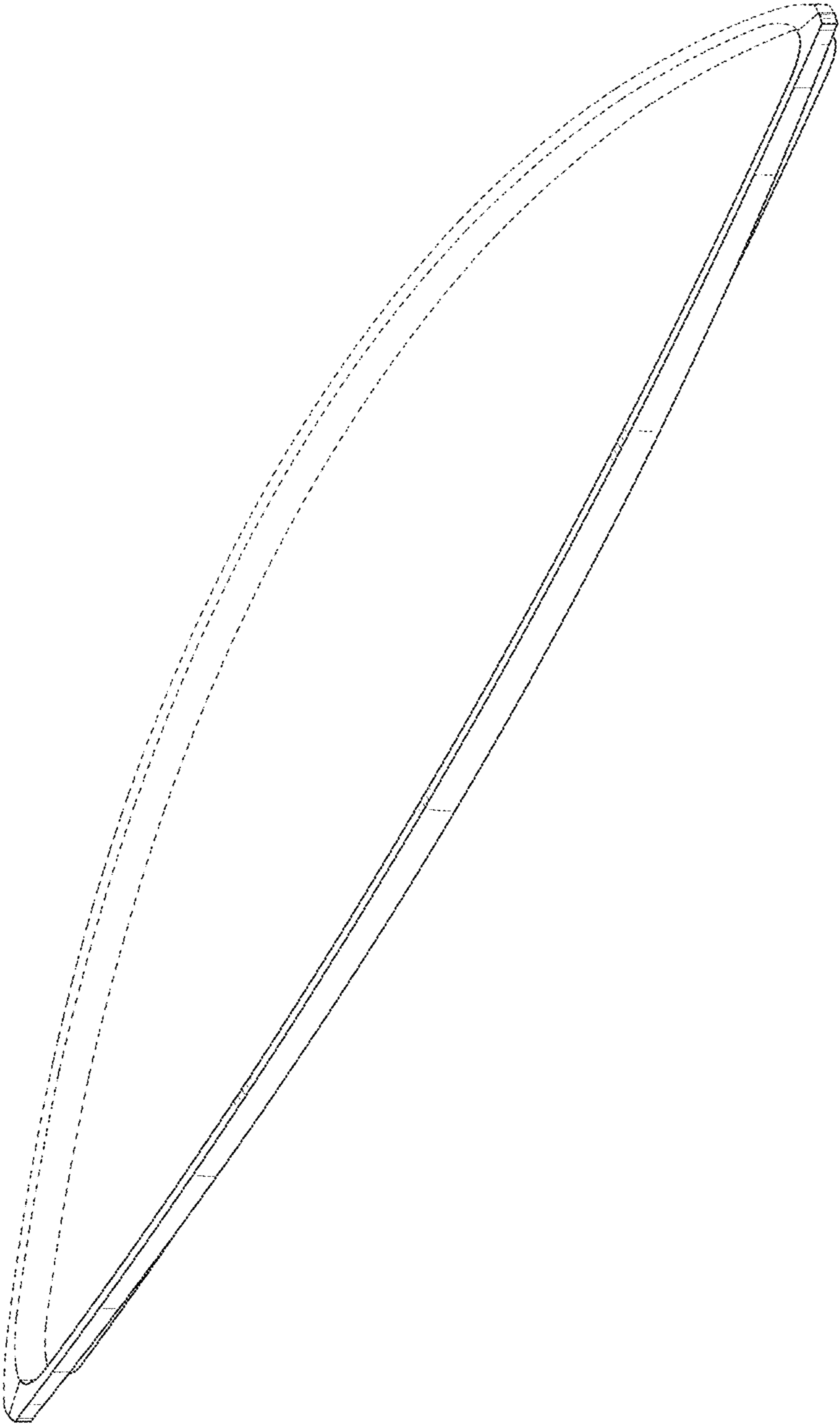


FIG. 2




FIG. 3




FIG. 4




FIG. 5




FIG. 6

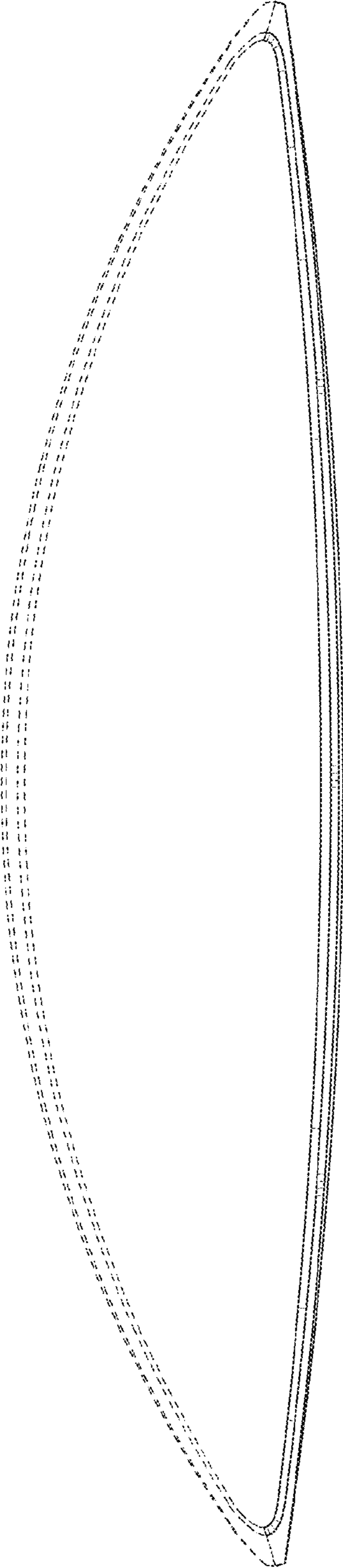


FIG. 7

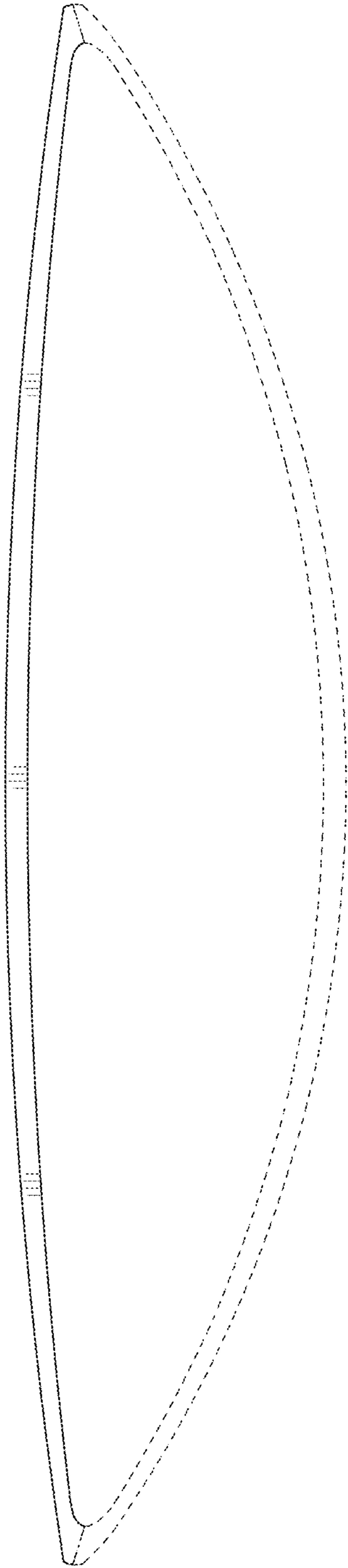


FIG. 8

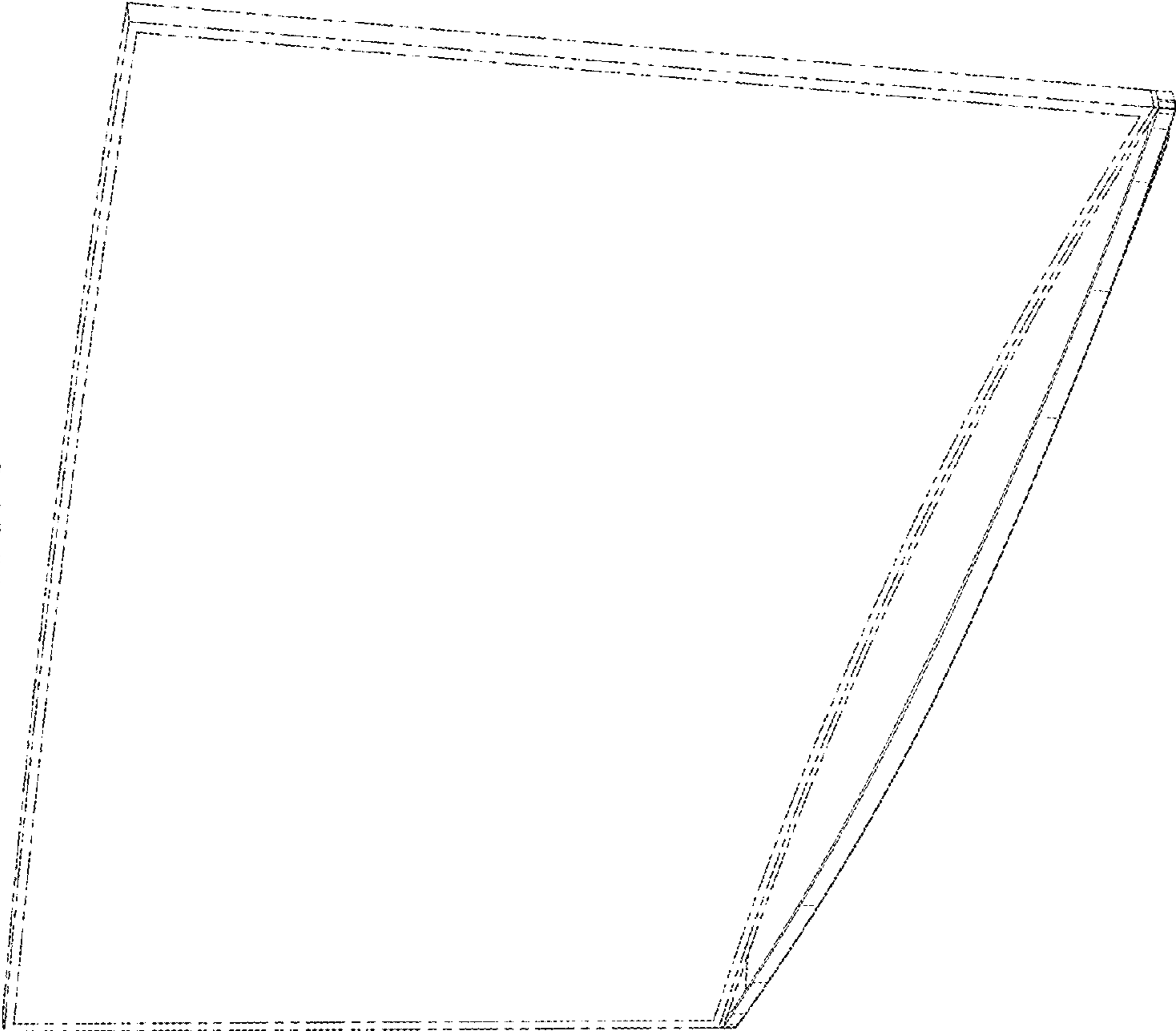


FIG. 9

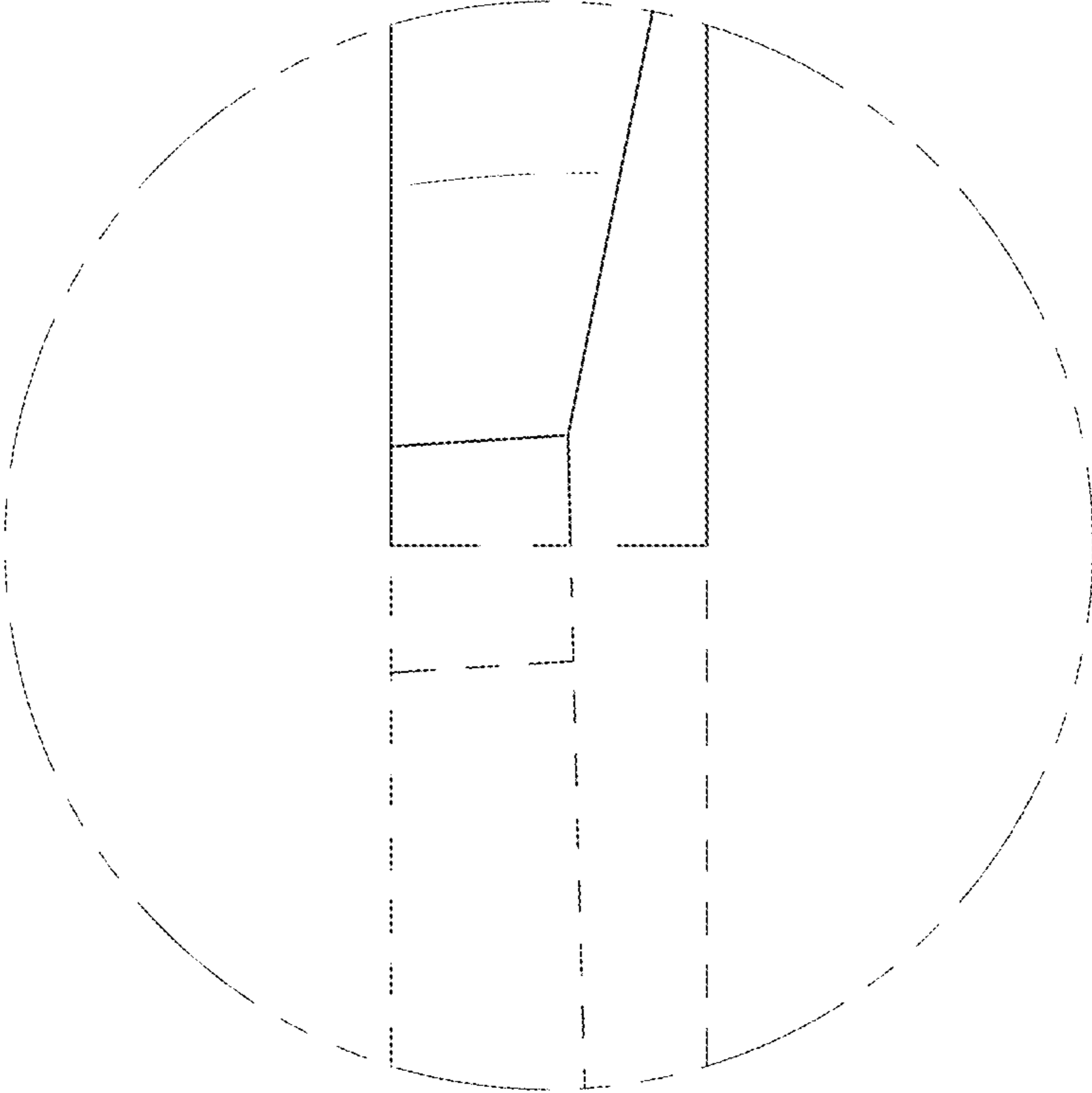


FIG. 10

