



US00D728468S

(12) **United States Design Patent**
Ferber et al.

(10) **Patent No.:** **US D728,468 S**

(45) **Date of Patent:** **** *May 5, 2015**

(54) **BATTERY CASE FOR A MOBILE DEVICE**

USPC D13/102–108, 110, 119–121, 184;
429/96–100, 163, 176; D14/250–253,
D14/217, 238.1, 248, 440, 496, 356;
455/575.1, 575.8; 220/4.02; 206/305,
206/320, 251, 45.2

(71) Applicant: **RFA Brands, LLC**, Commerce
Township, MI (US)

(72) Inventors: **Roman S. Ferber**, West Bloomfield, MI
(US); **Hing Wah Tsang**, Ajax (CA);
John Liu, Mississauga (CA); **Andrew
Steven Juhasz**, Ajax (CA); **David Riley**,
Markham (CA); **Jenna Stephens-Wells**,
Toronto (CA)

See application file for complete search history.

(73) Assignee: **RFA Brands, LLC**, Commerce
Township, MI (US)

(56) **References Cited**

U.S. PATENT DOCUMENTS

D556,681 S 12/2007 Kim
D616,360 S * 5/2010 Huang D13/103
D616,361 S 5/2010 Huang
D643,029 S 8/2011 Feng
D653,202 S * 1/2012 Hasbrook et al. D13/103

(*) Notice: This patent is subject to a terminal dis-
claimer.

(Continued)

(**) Term: **14 Years**

Primary Examiner — Rosemary K Tarcza

(74) *Attorney, Agent, or Firm* — Brooks Kushman P.C.

(21) Appl. No.: **29/496,832**

(57) **CLAIM**

The ornamental design for a battery case for a mobile device,
as shown and described.

(22) Filed: **Jul. 17, 2014**

DESCRIPTION

Related U.S. Application Data

(63) Continuation of application No. 29/440,916, filed on
Dec. 28, 2012, now Pat. No. Des. 709,439.

This application is a continuation of U.S. application Ser. No.
29/440,916 filed Dec. 28, 2012, now U.S. Pat. No. D709,439
which issued on July 22, 2014.

(51) **LOC (10) Cl.** **13-02**

(52) **U.S. Cl.**

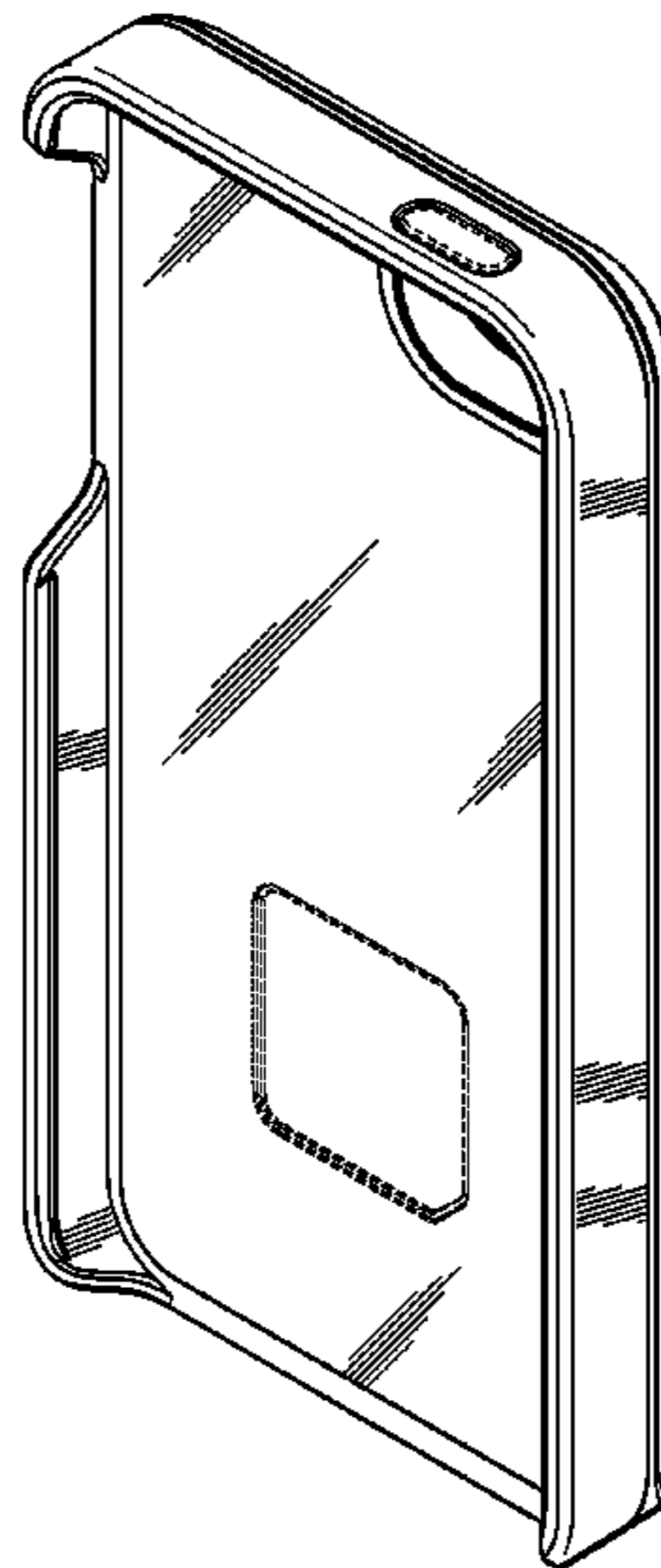
USPC **D13/103**; D13/108; D14/250

(58) **Field of Classification Search**

CPC Y02E 60/12; Y02E 60/122; Y02E 60/124;
Y02E 60/50; H01M 2/02; H01M 2/022;
H01M 2/0202; H01M 2/0207; H01M 2/0212;
H01M 2/1061; H01M 2/1022; H01M 2/1055;
H01M 2/1066; H01M 2/105; H01M 2/204;
H01M 10/4257; H01M 10/0436; H01M 10/48;
H04M 1/04; H04M 1/0262; H04M 1/0283;
H04M 1/185

FIG. 1 is a perspective view of a battery case for a mobile
device according to an embodiment;
FIG. 2 is a back side view of the battery case of FIG. 1;
FIG. 3 is a front side view of the battery case of FIG. 1;
FIG. 4 is a top side view of the battery case of FIG. 1;
FIG. 5 is a bottom side view of the battery case of FIG. 1;
FIG. 6 is a left side view of the battery case of FIG. 1; and,
FIG. 7 is a right side view of the battery case of FIG. 1.
The broken lines are for illustrative purposes only and form
no part of the claimed design.

1 Claim, 4 Drawing Sheets



(56)

References Cited

U.S. PATENT DOCUMENTS

D659,094 S 5/2012 Brand et al.
 D660,789 S * 5/2012 Mar D13/103
 D663,263 S * 7/2012 Gupta et al. D13/103
 D664,091 S * 7/2012 Pliner et al. D13/108
 D665,735 S * 8/2012 Kang et al. D13/108
 D671,493 S 11/2012 Hasbrook et al.
 D676,032 S 2/2013 Stump et al.
 8,367,235 B2 2/2013 Huang
 D677,249 S 3/2013 Li et al.
 D679,271 S * 4/2013 Liu D14/250
 D679,694 S 4/2013 Fahrendorff et al.
 D681,620 S 5/2013 Huskinson
 D684,567 S 6/2013 Murchison et al.

D686,199 S 7/2013 Fahrendorff et al.
 D687,426 S 8/2013 Requa
 D689,199 S 9/2013 Elizarraras et al.
 D700,598 S 3/2014 Kim
 D709,439 S * 7/2014 Ferber et al. D13/103
 D710,795 S * 8/2014 Gupta et al. D13/103
 D711,312 S * 8/2014 Tien D13/103
 D711,863 S * 8/2014 Wen D14/250
 D716,784 S * 11/2014 Wen D14/250
 2010/0124040 A1 * 5/2010 Diebel et al. 361/816
 2011/0159324 A1 6/2011 Huang et al.
 2011/0287726 A1 11/2011 Huang
 2011/0287808 A1 11/2011 Huang
 2012/0303520 A1 11/2012 Huang
 2014/0078671 A1 * 3/2014 Hong 361/679.56

* cited by examiner

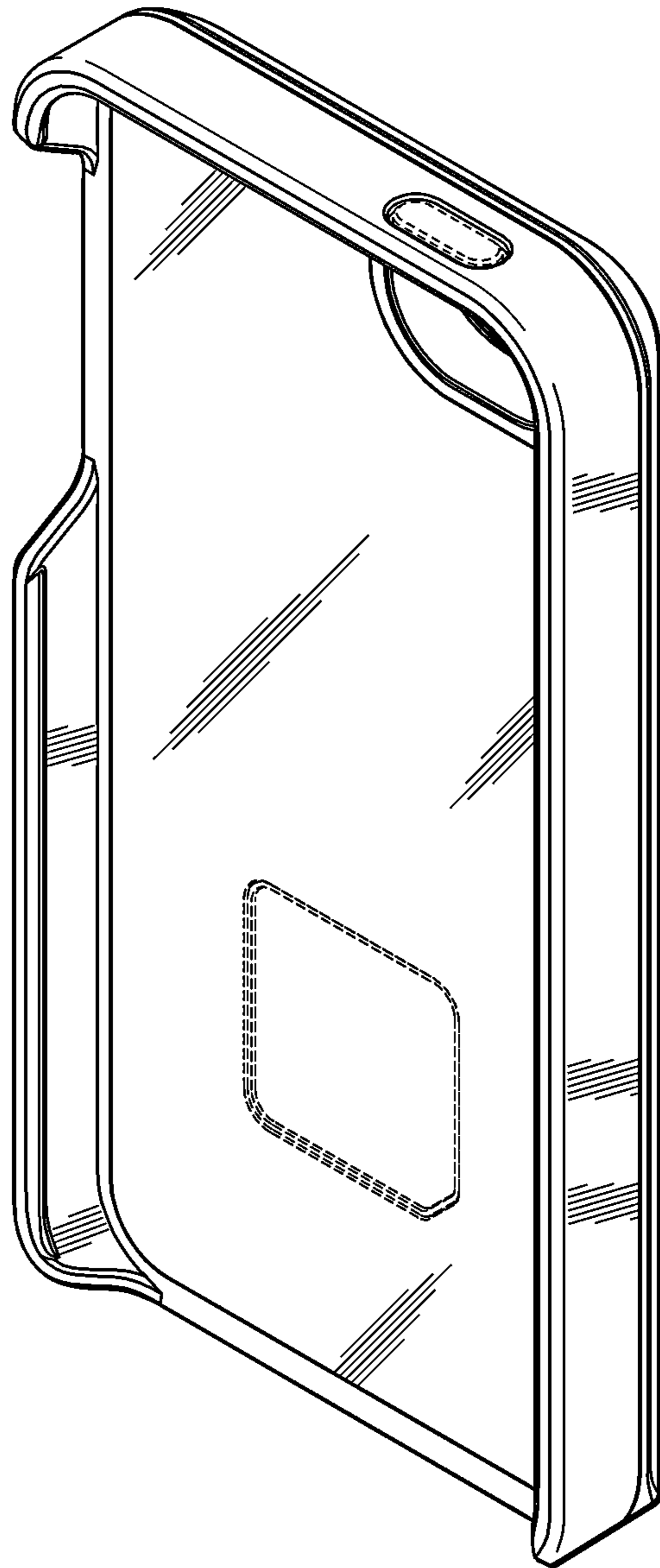


Fig. 1

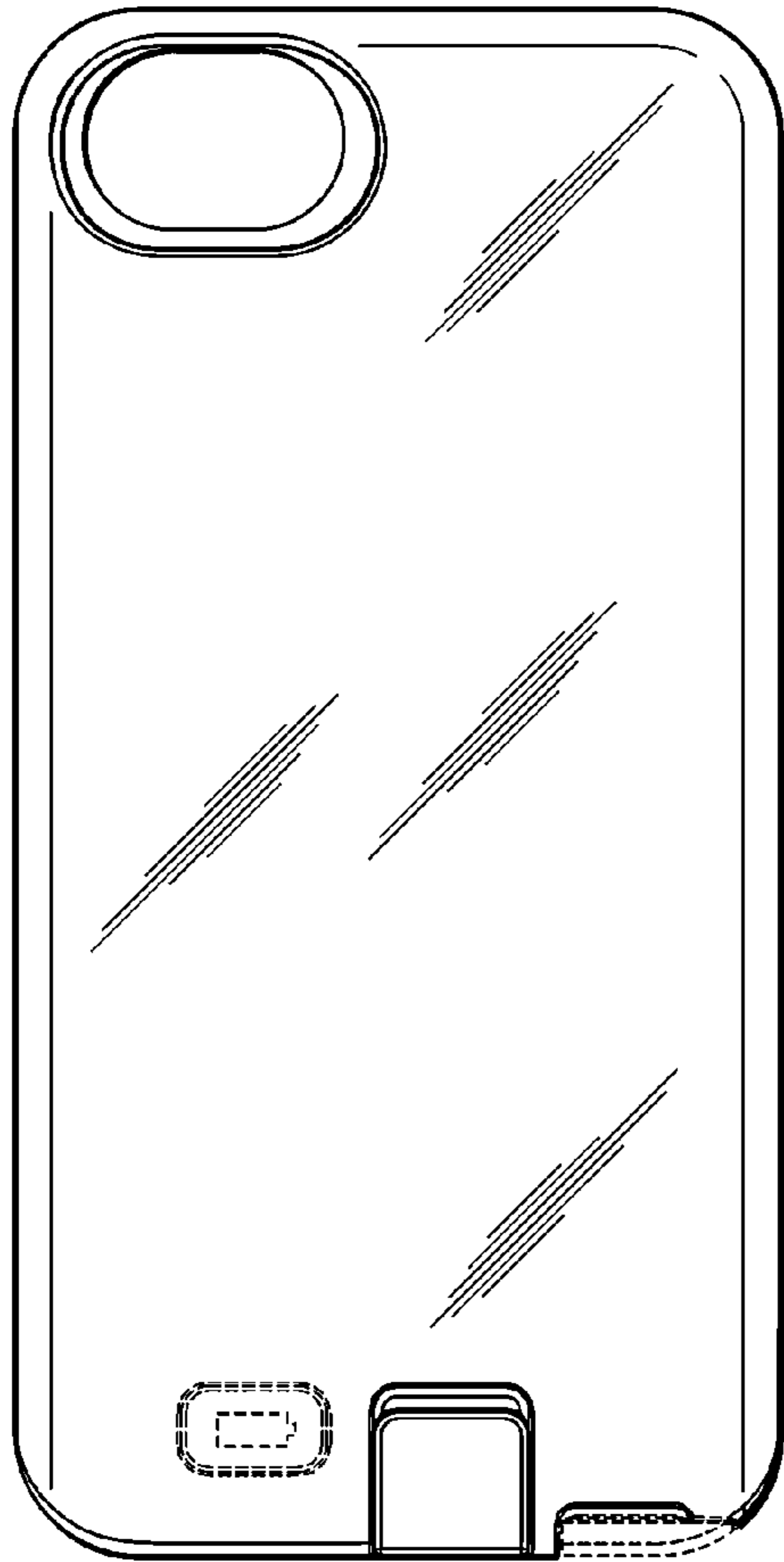


Fig. 2

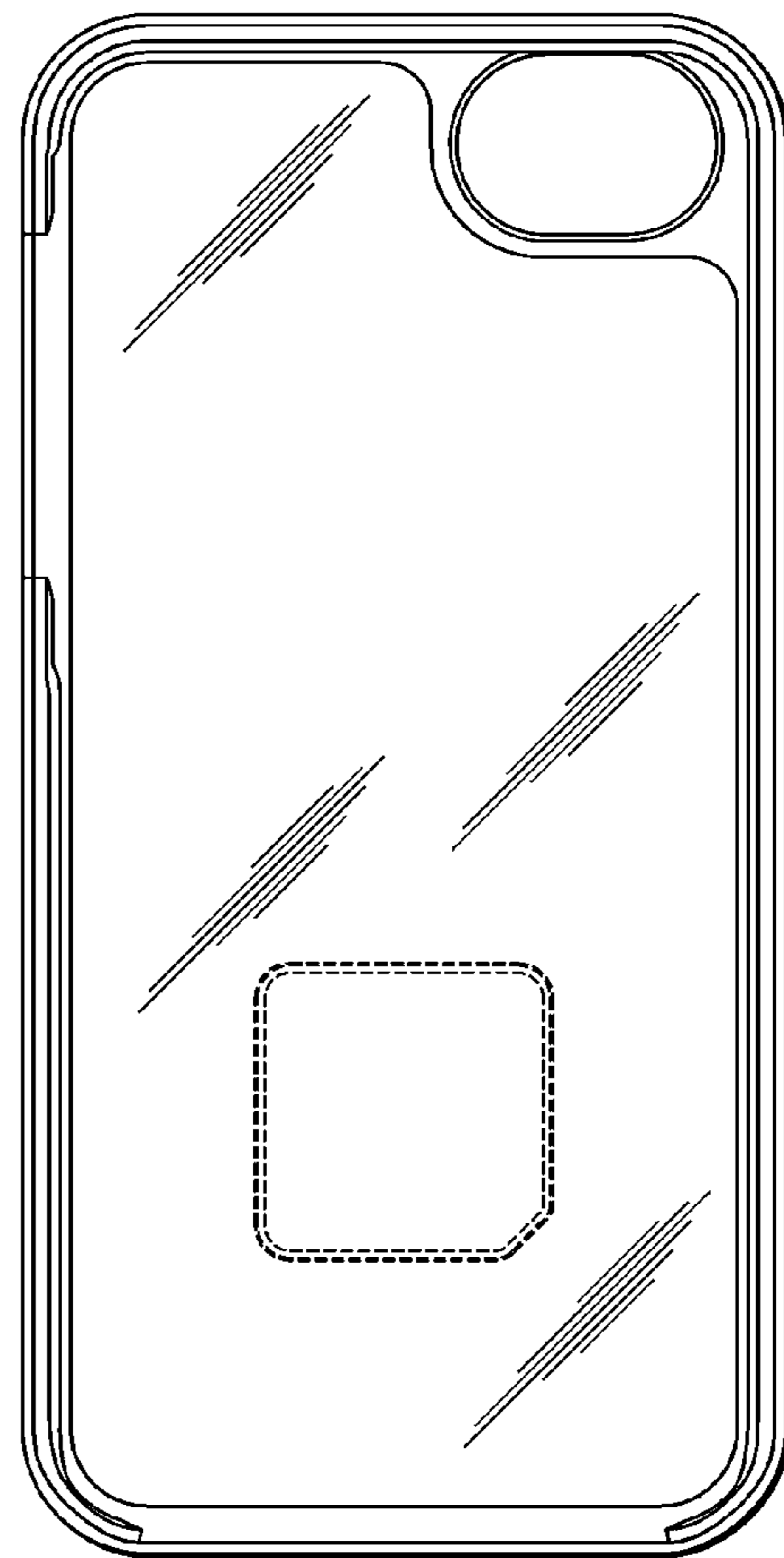


Fig. 3



Fig. 4



Fig. 5

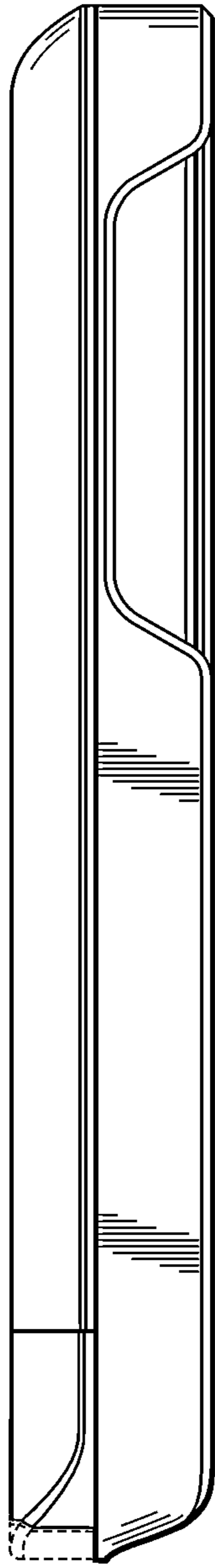


Fig. 6

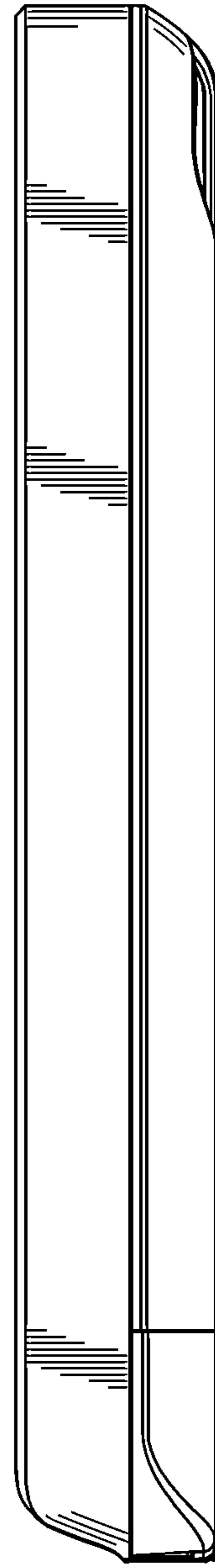


Fig. 7